

SPECIAL AMATEUR PHOTOGRAPHY SECTION

MARCH

MODERN MECHANIX

A FAWCETT PUBLICATION

**Now
15¢**

MAR. 1938

MODERN MECHANIX HOBBIES AND INVENTIONS

15



SEE PAGE 48

Douglas
Rolph
HELIUM
METHOD

RAISES SUNKEN TREASURE


Suffocation Clawed Their Throats

Quick Wits Save Cave-In Victims in Old Gold Mine

"Two miners were entombed by a cave-in at the end of a drift 800 feet under ground," writes Mining Engineer P. Donald Ziemke of 2032 W. Keefe Ave., Milwaukee, Wis.



"A huge boulder lay in the path of the rescuers. We had to blast. We worked furiously...minutes might mean life or death. And then, with the blast ready..."



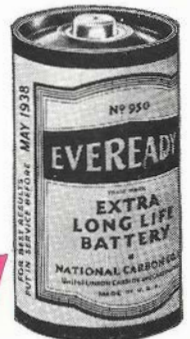
"We found the push-down generator (which furnishes spark for the charge) wrecked. In the excitement some one had pushed a mine car over it.



"But the shift boss kept his head. He ran to the dynamite magazine, where we always kept a flashlight, and brought it out on the double. He unscrewed the lens and bulb, flipped on the switch. Then he plunged the ignition wires in...and—

"The blast let go...the boulder was shattered...we got the men out, and not a second too soon. They were up to their armpits in water, with the air so bad their miner's light had gone out. No doubt about it, *fresh DATED 'Eveready' batteries saved these two lives.*

Signed *P. Donald Ziemke*



FRESH BATTERIES LAST LONGER... Look for the DATE-LINE

NATIONAL CARBON COMPANY, INC., 30 EAST 42nd STREET, NEW YORK, N. Y.



I jumped from \$18 a week to \$50
-- a Free Book started me toward this
GOOD PAY IN RADIO


HERE'S
How it
Happened
 by S. J. E.
 (NAME AND ADDRESS
 SENT UPON REQUEST)




"I had an \$18 a week job in a shoe factory. I'd probably be at it today if I hadn't read about the opportunities in Radio and started training at home for them."




"The training National Radio Institute gave me was so practical I was soon ready to make \$5, \$10, \$15 a week in spare time servicing Radio sets."



"When I finished training I accepted a job as serviceman with a Radio store. In 3 weeks I was made service manager at more than twice what I earned in the shoe factory."



"Eight months later N.R.I. Employment Department sent me to Station KWCR as a Radio operator. Now I am Radio Engineer at Station WSTU. I am also connected with Television Station W9XK."



"N.R.I. Training took me out of a low-pay shoe factory job and put me into Radio at good pay." Radio is growing fast. The field is wide open to properly trained men."



Find out today how I Train You at Home
to BE A RADIO EXPERT

J. E. SMITH, Pres.
 Nat. Radio Institute
 Established 1914

Many Make \$30, \$50, \$75 a Week

Do you too want a better job? Do you too want to make more money? Radio offers many spare time and full time opportunities for good pay.

Get Ready Now for Jobs Like These

Broadcasting stations employ engineers, operators, station managers and pay up to \$5,000 a year. Spare time Radio set servicing pays many \$200 to \$500 a year—full time servicing jobs pay many \$30, \$50, \$75 a week. Many Radio Experts are operating full or part time Radio businesses. Radio manufacturers and jobbers employ testers, inspectors, foremen, engineers, servicemen, paying up to \$6,000 a year. Radio operators on ships get good pay, see the world. Automobile, police, aviation, commercial Radio, loud speaker systems, offer good opportunities now and for the future. Television promises good jobs soon. Men I trained have good jobs in these branches of Radio.

Many Make \$5, \$10, \$15 a Week Extra in Spare Time While Learning

Almost every neighborhood needs a good spare time serviceman. The day you enroll I start sending Extra Money Job Sheets showing how to do Radio repair jobs. Throughout your training I send plans and ideas that made good spare time money for hundreds. I send Special Equipment to conduct experiments, build circuits, get practical experience. I GIVE YOU A COMPLETE, MODERN, PROFESSIONAL, ALL-WAY, ALL-PURPOSE RADIO SET SERVICE INSTRUMENT TO HELP SERVICE SETS QUICKER—SAVE TIME, MAKE MORE MONEY.

Find Out What Radio Offers You

Mail the coupon now for "Rich Rewards in Radio." It's free to any fellow over 16 years old. It points out Radio's spare time and full time opportunities, also those coming in Television; tells about my Training in Radio and Television; shows you 131 letters from men I trained, shows what they are doing, earning; shows my Money Back Agreement. MAIL COUPON in an envelope, or paste on penny post card—NOW!

J. E. SMITH,
 President,
 Dept. 8CH
 National Radio
 Institute,
 Washington, D.C.



J. E. SMITH, President, Dept. 8CH
 National Radio Institute, Washington, D. C.

Dear Mr. Smith: Without obligating me, send "Rich Rewards in Radio," which points out spare time and full time opportunities in Radio, and explains your practical method of training at home in spare time to become a Radio Expert. (Please write plainly.)

Name..... Age.....

Address.....

City..... State.....

PRICE
15 CENTS

SAME PRICE
IN CANADA

MODERN MECHANIX

MARCH
1938

Volume XIX
Number 5

Circulation over 250,000

Copyright 1938 by Fawcett Publications, Inc.

SPECIAL FEATURES

Helium Method Raises Sunken Treasure - - 35
By J. Julius Fanta

When Dust Explodes - - - - - 42
By Volta Torrey

The Boeing Planes - - - - - 52
By Robert H. Rankin

Coming—Cars That Can Take It - - - - 58
By Frederick Russell

Trees That Travel - - - - - 66
By John Walker Harrington

Why Airmail Stamps Are Popular - - - 70
By Montgomery Mulford

How To Select And Use An Axe - - - - 76
By James Emmett

“The Silent Sherlock”—Microscope Reveals
Fingerprint Mysteries - - - - - 88
By Julian Corrington, Ph.D.

[Continued on page 8]

A L S O In This Issue

Modern Photography Section


- Winners Of Photo Awards - 103
- The MODERN MECHANIX
Enlarger - - - - - 104
- Kitchen Photography - - - 108
- Electric Printer Titles Nega-
tives - - - - - 109
- Hold That Exposure! - - - 110
- Timesaving Tips For Photog-
raphy “Fans” - - - - 112
- Electric Shutter Release For
Graflex - - - - - 114
- Amateur Photo Puzzlers - - 116

Each month MM offers cash awards for the best pictures sent in by amateur photo fans. For full details see page 103.

NEXT MONTH

In addition to many interesting and novel workshop projects that will provide ample outlet for your skill with tools, readers will find many general features of an interesting and informative nature.

Published monthly by Fawcett Publications, Inc., 11th St., & Broadway, Louisville, Ky., U. S. A. Business office, 22 West Putnam Ave., Greenwich, Conn. Entered as second-class matter under the Act of March 3, 1879, at the post office in Louisville, Ky., with additional entry at Greenwich, Conn. Editorial offices: 1501 Broadway, New York, N. Y. Not responsible for unsolicited manuscripts. In U. S. and Possessions and in Canada, 15c a copy; \$1.50 a year. Send subscriptions to Greenwich, Conn., address. Other Postal Unions, \$2.00 a year. East Indian Agent, P. C. Eranees Sons, Bombay, India. Printed in U. S. A. Advertising forms close the first of second month preceding date of issue. Advertising offices: New York, 1501 Broadway; Chicago, 360 N. Michigan Ave.; San Francisco, Simpson-Reilly, 1014 Russ Bldg.; Los Angeles, Simpson-Reilly, Garfield Bldg. Member Audit Bureau of Circulation. Editor AL ALLARD, Art Director W. H. FAWCETT, Publisher RALPH DAIGH, Managing Editor ROBERT HEIZBERG. Associate Editors THOMAS A. BLANCHARD, JOHN L. SCHERER, CLIFFORD PETERS, Associate Editors S. S. RABL, Naval Consultant



FOOD IN BOTH HANDS!

Lunch box in one hand, I.C.S. text-book in the other—all over this country today there are men who will devote those extra moments at the lunch hour to learning *something* that will help them on their present jobs—*something* that will help them prepare for the bigger, better paying jobs up the ladder. At home, in those evening hours, these ambitious men devote themselves to mastery of I.C.S. Courses—they know that their “*future*” depend upon their “*present*”! When they realized it, they mailed the coupon of progress that now stares you in the face!

INTERNATIONAL CORRESPONDENCE SCHOOLS

BOX 2323-P, SCRANTON, PENNA.

★ Without cost or obligation, please send me a copy of your booklet, “Who Wins and Why,” and full particulars about the subject *before* which I have marked X: ★

TECHNICAL AND INDUSTRIAL COURSES

- | | | | | |
|--|---|--|--|--|
| <input type="checkbox"/> Architect | <input type="checkbox"/> Sheet Metal Worker | <input type="checkbox"/> Plumbing | <input type="checkbox"/> Steam Fitting | <input type="checkbox"/> Bridge Engineer |
| <input type="checkbox"/> Architectural Draftsman | <input type="checkbox"/> Boilermaker | <input type="checkbox"/> Heating | <input type="checkbox"/> Ventilation | <input type="checkbox"/> Bridge and Building Foreman |
| <input type="checkbox"/> Building Estimating | <input type="checkbox"/> Telegraph Engineer | <input type="checkbox"/> Air Conditioning | <input type="checkbox"/> Steam Engineer | <input type="checkbox"/> Chemistry |
| <input type="checkbox"/> Contractor and Builder | <input type="checkbox"/> Telephone Work | <input type="checkbox"/> Radio | <input type="checkbox"/> Steam Electric Engineer | <input type="checkbox"/> Pharmacy |
| <input type="checkbox"/> Structural Draftsman | <input type="checkbox"/> Mechanical Engineering | <input type="checkbox"/> Machinist | <input type="checkbox"/> Marine Engineer | <input type="checkbox"/> Coal Mining |
| <input type="checkbox"/> Structural Engineer | <input type="checkbox"/> Mechanical Draftsman | <input type="checkbox"/> Toolmaker | <input type="checkbox"/> R. R. Locomotives | <input type="checkbox"/> Mine Foreman |
| <input type="checkbox"/> Management of Inventions | <input type="checkbox"/> Machinist | <input type="checkbox"/> R. R. Section Foreman | <input type="checkbox"/> R. R. Signalmen | <input type="checkbox"/> Fire Bosses |
| <input type="checkbox"/> Electrical Engineer | <input type="checkbox"/> Fatternmaker | <input type="checkbox"/> Air Brakes | <input type="checkbox"/> Highway Engineering | <input type="checkbox"/> Navigation |
| <input type="checkbox"/> Electric Lighting | <input type="checkbox"/> Diesel Engines | <input type="checkbox"/> Civil Engineering | <input type="checkbox"/> Surveying and Mapping | <input type="checkbox"/> Cotton Manufacturing |
| <input type="checkbox"/> Welding, Electric and Gas | <input type="checkbox"/> Aviation Engines | <input type="checkbox"/> Automobile Mechanic | | <input type="checkbox"/> Woolen Manufacturing |
| <input type="checkbox"/> Reading Shop Blueprints | <input type="checkbox"/> Refrigeration | | | <input type="checkbox"/> Agriculture |
| <input type="checkbox"/> Heat Treatment of Metals | | | | <input type="checkbox"/> Fruit Growing |
| | | | | <input type="checkbox"/> Poultry Farming |

BUSINESS TRAINING COURSES

- | | | | |
|--|---|---|--|
| <input type="checkbox"/> Business Management | <input type="checkbox"/> Bookkeeping | <input type="checkbox"/> Service Station Salesmanship | <input type="checkbox"/> Grade School Subjects |
| <input type="checkbox"/> Industrial Management | <input type="checkbox"/> Secretarial Work | <input type="checkbox"/> First Year College Subjects | <input type="checkbox"/> High School Subjects |
| <input type="checkbox"/> Traffic Management | <input type="checkbox"/> Spanish | <input type="checkbox"/> Business Correspondence | <input type="checkbox"/> College Preparatory |
| <input type="checkbox"/> Accountancy | <input type="checkbox"/> French | <input type="checkbox"/> Stenography and Typing | <input type="checkbox"/> Illustrating |
| <input type="checkbox"/> Cost Accountant | <input type="checkbox"/> Salesmanship | <input type="checkbox"/> Civil Service | <input type="checkbox"/> Cartooning |
| <input type="checkbox"/> C. P. Accountant | <input type="checkbox"/> Advertising | <input type="checkbox"/> Railway Mail Clerk | <input type="checkbox"/> Lettering Show Cards |
| | | | <input type="checkbox"/> Signs |

DOMESTIC SCIENCE COURSES

- | | | | |
|---|---|------------------------------------|--|
| <input type="checkbox"/> Home Dressmaking | <input type="checkbox"/> Advanced Dressmaking | <input type="checkbox"/> Millinery | <input type="checkbox"/> Foods and Cookery |
| <input type="checkbox"/> Professional Dressmaking and Designing | <input type="checkbox"/> Cafeteria and Canteen Management, Catering | | |

Name..... Age..... Address.....

City..... State..... Present Position.....

If you reside in Canada, send this coupon to the International Correspondence Schools Canadian, Limited, Montreal, Canada

SEND SKETCH OR MODEL TO-DAY >>>

**FARMERS****MECHANICS****ARTISTS****STUDENTS****PATENT***Your Ideas***TAKE STEPS NOW TO PROTECT YOUR RIGHTS****READ ABOUT
THIS Man**

A FORMER First Assistant Commissioner of Patents once said, "... the shed mechanic, printer's devil, housewife and small town cobbler have yielded almost all the basic inventions of the last twenty-five years." Men in many different positions and trades have worked out worthwhile inventions: A portrait artist who studied electricity invented the telegraph; a poet who had mechanical leaning made important improvements relating to

the sewing machine; a man who specialized in teaching the deaf and dumb developed the telephone; a bank clerk whose hobby was amateur photography invented the hand camera; a farm boy who was studying radio distinguished himself for his inventions in television; a man who gained most of his education from correspondence schools has made important contributions to the efficiency of the modern radio. If you have a good invention, you should learn how to protect your rights to it.

PATENT YOUR INVENTION >>>

IMPORTANT TO INVENTORS

Your invention may be simple—but it may be patentable. And many small inventions for the household, the office, or the shop have been very successful. But whether it is large or small, simple or complicated, there is one definite step you should take at once: You should make out a properly dated and witnessed disclosure of your invention. This evidence may be of great importance.

Your Next Step

The rest of the procedure is simple enough—but it is definite, and needs explaining. Consequently, we want you to read our big and interesting FREE book, "Patent Protection"—48 pages crammed with facts and illustrations. Patent procedure explained. Stories of interesting inventions. Facts about foreign patents, trademarks, etc., and 109 mechanical movements—many of which are helpful in developing inventions.

Selling Inventions

We also want to send you a FREE copy of our smaller booklet that tells when and how to offer your invention for sale. Gives definite facts about selling and marketing. Invention isn't enough. A patent isn't enough. You must know how to cash-in. This booklet deals with that subject.

40 Years of Experience

Our firm has been helping inventors for 40 years. A large staff of expert draftsmen and registered patent attorneys gives you expert service. Fees are reasonable. Deferred payments arranged when desired. Questions answered. First class facilities for service.


Free "Evidence of Invention" Form

To help you right at the start, we will send you a FREE Evidence of Invention form on which you may make out a full sketch and description of your invention, and then have it witnessed by one or more of your friends. This may be the very thing that spells the difference between success and failure.

Just a few years ago, during the depression, a man named Charles Brace Darrow, of Philadelphia, Pa., found himself out of a job. He started tinkering and thinking. In the course of a few months he had developed a new kind of parlor game. His friends tried the game, and liked it, so Darrow applied for a patent. The name of Darrow's game was "MONOPOLY" and it is said that he has made a substantial fortune from it.

The procedure followed by Darrow was correct. First, develop your idea. Then make a record of it, show and explain it to friends whom you can trust. Then move to seek the protection of a U. S. Patent.

Our book "Patent Protection" explains all this procedure fully. It is interesting. It is instructive. And, if you have what may be a valuable invention, it is important to you.



SEND SKETCH OR MODEL TO-DRY >>>

PATENT YOUR INVENTION >>>

Don't Delay—Act Now!

Do not delay needlessly. The patent laws favor the man who is prompt and diligent. Therefore, write us a letter, mail us a postcard, or use this handy coupon... Whatever you do, **DECIDE YOU WANT THE FACTS NOW!**

VICTOR J. EVANS & Co.

REGISTERED PATENT ATTORNEYS

MAIN OFFICE: 30-C, VICTOR BUILDING WASHINGTON, D. C.

Other Offices: 2610-B, Singer Bldg., New York
1445-B, Monadnock Bldg., Chicago
1010-B, Hubert Bldg., San Francisco
305-B, Garfield Bldg., Los Angeles
514-B, Empire Bldg., Pittsburgh

Send me FREE copies of your books, "Patent Protection" and "When and How to Sell an Invention." Also Free "Evidence of Invention" form. (Note: Same books supplied by any of the other offices listed above.)

Name _____
Street and No. _____
City or Town _____ State _____

SEND FOR FREE BOOKS >>>

When Answering Advertisements Please Mention March Modern Mechanic



Here's a Queer Way to Learn Music!

BE your own music teacher. Just a simple, easy, home-study method. Takes only a few minutes—averages only a few cents—a day. No "grind" or hard work. Every step is clear as crystal—simple as A-B-C throughout. You'll be surprised at your own rapid progress. From the start you are learning real tunes by note. Learn to play "jazz" or classical selections—right at home in your spare time.

Free Book and Demonstration Lesson

Don't be a wallflower. Send for Free Booklet and Free Demonstration Lesson. These explain our wonderful home study method fully and show you how easily and quickly you can learn to play at little expense. Mention your favorite instrument. Write NOW. Instruments supplied when needed, cash or credit.

U. S. SCHOOL OF MUSIC

2823 Brunswick Bldg., New York City

Pick Your Instrument	Piano	Guitar
	Violin	Trumpet
	Saxophone	Organ
	Mandolin	Coronet
	Ukulele	Ukulele
	Harmonica	Harmonica
	Piccolo	Clarinet
	Flute	Cello
	Hawaiian Steel	Guitar
	Piano	Accordion
	Italian and German	Accordion
	Voice and Speech	Culture
	Harmony and Com-	position
	Drums and Traps	Banjo
	Plectrum, S-	String or Tenor

AUDELS Carpenters and Builders Guides 4 vols. \$6



Inside Trade Information for Carpenters, Builders, Joiners, Building Mechanics and all Woodworkers. These Guides give you the short-cut instructions that you want—including new methods, ideas, solutions, plans, systems and money saving suggestions. An easy progressive course for the apprentice and student. A practical, daily helper and Quick Reference for the master worker. Carpenters everywhere are using these Guides as a Helping Hand to Easier Work, Better Work and Better Pay. To get this assistance for yourself, simply fill in and mail the FREE COUPON below.



Inside Trade Information On:
How to use the steel square—How to file and set saws—How to build furniture—How to use a picture box—How to use the chalk line—How to use rules and scales—How to make joints—Carpenters arithmetic—Solving mensuration problems—Estimating strength of timbers—How to set girders and sills—How to frame houses and roofs—How to estimate costs—How to build houses, barns, garages, bungalows, etc.—How to read and draw plans—Drawing up specifications—How to excavate—How to use settings 12, 13 and 17 on the steel square—How to build hoists and scaffolds—Sightlays—How to build stairs—How to put on interior trim—How to hang doors—How to lath—lay floors—How to paint

THEO. AUDEL & CO., 49 W. 23rd St., New York City

Mail Audels Carpenters and Builders Guides, 4 vols., on 7 days' free trial. If O.K. I will remit \$1 in 7 days, and \$1 monthly until \$6 is paid. Otherwise I will return them. No obligation unless I am satisfied.

Name.....
Address.....
Occupation.....
Reference..... M. M.

SHORTER FEATURES

Ground Range Trains Air Corps Bombers	- 40
Medicated "Shots" Preserve Poles	- - - 56
Woman Is Wood Expert	- - - - - 64

HOW-TO-BUILD FEATURES

A Jig Sawed Inlaid Lamp	- - - - - 71
"Sea Rover"—A Viking Ship Model	- - - - - 72
A Folding Drafting Board For The Workshop	78
Craftwork From Old Copper Halftones	- 82
Fun With Pocket Magic	- - - - - 86
How To Turn Out Good Glued-Up Jobs	- 92

FOR THE WORKSHOP FAN

Old Paint Brushes Meet Everyday Needs In The Home	- - - - - 80
Clean Condenser Improves Refrigerator	- - 81
Fire Extinguishers For Shop And Home	- - 85
Sliding Stock Room Flashlight	- - - - - 85
A Novel Clothes Drier For Porch Or Basement	95
Novelty Lathe Turned Bottle Corks	- - - 96
Depth Gauge For Hand Saws	- - - - - 96
Spring Rewind Reels For Extension Cords	- 102

NEW MECHANICAL INVENTIONS

Device Bores Hole 14 Feet Deep In Ten Minutes	- - - - - 38
Spiral Scoops Remove Snow	- - - - - 38
Seismograph Has Magnification of 100,000 Times	- - - - - 39
Mammoth Lathe Constructed	- - - - - 39
Surgeon Devises "Mill" To Shape, Cut Living Bone	- - - - - 41
Rubber Tracks Reduce Noise Of Tractor Operation	- - - - - 46
Heater Fits Hot Water Bags	- - - - - 46
Portable Device Simplifies Metal Hardness Tests	- - - - - 47
Machines Help Map Makers	- - - - - 51
Frame Suspends Patient For Surgical Operation	- - - - - 55
Machine Enables Operator To Determine Egg's Sex	- - - - - 62
Splint Saves Horse's Life	- - - - - 62
Hydraulic Scaffold Devised	- - - - - 63
Dummy Piano "Plays" Silently	- - - - - 65
Chain Converts Into Girder	- - - - - 69

RADIO

Cruiser Model Run By Radio	- - - - - 41
MM Short-Wave Transmitter - Part II	- 98
Stunts With Neon Bulbs	- - - - - 101

[Continued on page 10]

1939 1940 1941 1942 1943 1944 1945 1946 1947 1948



The leaders of the next ten years will largely be determined in the next ten months. Will you be one of them?

Will You Be Clerk or Manager Ten Years from Now?

"SURELY, this could never happen to me," you say—"that I should be sitting at the same desk—be doing the same work—for ten straight years!"

But wait a minute—

Exactly that same thing has happened to thousands upon thousands of men. It has probably happened to men right in the company you now are working for. And—unless you fit yourself for a better job—there is a very good chance that it may happen to you!

Unthinkable? That's what J. N. Dixon of Columbus, Ohio, said to himself. Yet lack of training kept him slaving away at low wages for a long time.

TRIPLES INCOME

Here is Mr. Dixon's own story—"Just after I returned from the war, one of your representatives found me plugging away at a bookkeeper's job in Marietta, Ohio. He performed a real service and explained to me the need of further training, and induced me to take the LaSalle training in Higher Accountancy. After a few months of study, I secured a position with the Trust Department of a National Bank. This was the stepping stone I needed to various responsible positions including handling of receiverships and other important duties. That quickly boosted my income several hundred percent."

ANOTHER AMAZING SUCCESS STORY

If you think Mr. Dixon's success story unusual, please read what J. H. Krouse of Memphis, Tennessee, says. "When I decided to take your training in Higher Accountancy, I was a clerk. Today I am Chief Consultant Accountant for the U. S. Engineer's Office in Memphis, Tenn. Whatever success or recognition I have had, I owe to your training. I have had no other specialized training along this line. Your method of teaching is not only instructive but highly engaging. I have observed other courses, but firmly believe LaSalle has the best to be had anywhere."

Another bit of proof is Mr. R. P. Barthalow's experience. Mr. Barthalow is Chief of the Sales Tax Section of the Tax Commission of Ohio. A department which handles over \$50,000,000 a year. Mr. Barthalow attributes much of his success to LaSalle training.

SEND FOR These Two Books and Start Toward Bigger Success

Need you hear more before you investigate the opportunities in Accountancy?

Or will you face the problem of your future NOW—and send to LaSalle and get further facts and particulars?

Without cost or obligation, the coupon will bring you two interesting books—one a 64-page book entitled, "Accountancy, the Profession that Pays"; the other "Ten Years' Promotion in One."

How about those next ten years—will you wait or will you START TODAY to realize the tremendous opportunities that lie ahead of you through sound and practical home-study business training?

Measure your grit and ambition by what you do with this coupon—NOW.

LASALLE EXTENSION

LASALLE EXTENSION

Dept. 3493-HR

CHICAGO

Opportunities in Accountancy—Check below and we will send you a copy of "Accountancy, the Profession that Pays," also copy of "Ten Years' Promotion in One," all without obligation.

Higher Accountancy: Leading to position as Auditor, Comptroller, Certified Public Accountant, Cost Accountant, etc.

Other LaSalle Opportunities: If more interested in one of the other fields of business indicated below, check that.

- Business Management
- Expert Bookkeeping
- C. P. A. Coaching
- Modern Salesmanship

- Traffic Management
- Law: Degree of LL. B.
- Industrial Management
- Modern Business Correspondence

- Stenotypy
- Business English
- Commercial Law
- Effective Speaking



Name

Present Position.....Address.....

When Answering Advertisements Please Mention March Modern Mechanix

TRAIN FOR
ELECTRICITY IN 12 WEEKS
 BY ACTUAL WORK ON MOTORS, GENERATORS, ENGINES Etc.
PAY TUITION AFTER GRADUATION



I'll Finance Your Training!
 Mail coupon today for details of my "Pay after graduation plan" and famous Coyne "Learn by Doing" method of practical shop training for your start for success in this big-pay field. Age or lack of money need not hold you back... Get training first; then take 18 months to complete small monthly tuition payments starting 5 months after you begin training.

LEARN IN 12 WEEKS

Coyne Training is practical, thorough, easy to grasp... You learn quickly by doing actual jobs on real electrical machinery... NOT from books or printed lessons. You don't need previous experience or a lot of book learning. Expert instructors guide you every step of the way. Start any time.

EARN WHILE LEARNING—JOB HELP AFTER GRADUATION

Big things ahead in Electricity means opportunities for steady jobs, good pay, and a real future in this fascinating "live" industry. Thousands of opportunities. Rush the coupon TODAY for Big Free Book containing many photos of the great Coyne Shops in Chicago, facts about Coyne Training... Free Employment Service... many earn while learning... additional instructions in Diesel Engines, Electric Refrigeration and Air-Conditioning at 80 EXTRA COST and amazing Pay-Tuition-After-Graduation Offer.

COYNE ELECTRICAL SCHOOL

H. C. LEWIS, President
 500 S. Paulina St., Dept. 38-53, Chicago, Ill.
 500 S. Paulina St., Dept. 38-53, Chicago, Ill.

Send me without cost or obligation, your Big Free Book and details of Pay-Tuition-After-Graduation Offer.


NAME.....AGE.....
 ADDRESS.....
 CITY.....STATE.....

PARKS AIR COLLEGE
 PARKS AIRPORT EAST ST. LOUIS, ILL.

Offers you college education majoring in aviation

Four courses lead to B. S. degrees in Professional Flight, Aviation Operations, Aviation Mechanics, Aeronautical Engineering. 100 acre airport. 14 buildings. 33 in faculty. 302 enrolled for Fall term. 6,400,000 miles night training. 1,562 planes. 538 engines repaired. Graduates with all leading aviation companies. Dormitories, dining hall on field. Spring term Mar. 28th. Catalog. Write REGISTRAR, DEPT. MM-3 11th YEAR PARKS AIR COLLEGE, EAST ST. LOUIS, ILL.

THE ATLAS HAS EVERYTHING I WANT



Free NEW CATALOG

All who see the Atlas precision lathes and other shop equipment are amazed at the power, versatility and extra features of these modern machine tools. See for yourself before you buy. Send for new 1938 Catalog today.

ATLAS PRESS CO.
 352 N. Picher Street
 Kalamazoo, Mich.

CONTENTS—Continued from page 3

AUTOMOTIVE

Novel Auto Goes 122 M.P.H. - - - - - 41
 Auto Has Windshield Washer - - - - - 46
 Tractor-Dragline Can Be Transported On Truck - - - - - 49
 Test Streamlined Motorbikes - - - - - 49
 Electric Light Unit Shows Driver's Signals At Night - - - - - 63
 Original Ideas For Motorists - - - - - 75

AVIATION

Germany's Latest "War Bird" - - - - - 45
 Mail Plane To Be Launched In Mid-Air - - - - - 48
 Twin-Engined Plane Flies 250 Miles On One Engine - - - - - 50
 Plane's Cabin Slides Open - - - - - 55
 French Flivverplane Has Novel Wing Arrangement - - - - - 57
 Plane Cannon Demonstrated - - - - - 62
 British Cruiser Has Hangars For Scouting Planes - - - - - 65
 Glass-Nosed Plane Constructed For Aerial Mappers - - - - - 69

DEPARTMENTS

Problems - - - - - 18
 Chips From The Editor's Workbench - - - - - 28
 Nic Sprank's Oddities - - - - - 61
 Crafts And Hobbies - - - - - 71
 Sportsmen's Campfire - - - - - 76

MISCELLANEOUS

Pumpkin Boasts Human Face - - - - - 38
 Creates Miniature Gardens - - - - - 39
 Boys Build "Pumpmobile" - - - - - 47
 Museum Has "Human Book" - - - - - 47
 Giant Coffee Urn In Service - - - - - 49
 Coaxial Phone Cable Tested - - - - - 50
 Locomotive Tries Milk Fuel - - - - - 50
 "Moving Mountain" Threatens Californians' Homes - - - - - 51
 Restaurant Resembles Ship - - - - - 55
 Amateur Creates New Glue - - - - - 57
 Tiny Watch Worn Like Ring - - - - - 57
 Waterproof Sand Exhibited - - - - - 63
 Model Locomotives Exhibited - - - - - 65
 Cand Yachts Provide Thrills - - - - - 69

Become a Draftsman



Enjoy a Real Job in Industry

Steady Work

As nearly all manufacturing—construction—building starts on the drafting table, the draftsman is one of the first to be hired and one of the last to be laid off. It is his blueprints, his specifications, that give the last word in what the workmen are to do. No article—building or construction job is started before the plans drawn by the draftsman have been officially approved.

Good Pay

The draftsman has been called the Junior Engineer which title just about describes his work—position and pay. He combines his knowledge of principles, mechanism and construction details with the ability to draw and reproduce motions and methods on paper. On the average, his salary is considerably above the wages of the mechanic and, of course, less than that of the engineer.

Chance for Promotion


Working on plans, helping design new machines or new methods of construction, the draftsman is working directly with the important men of the organization. Consequently he knows what is being considered and planned. It may be the superintendent—the engineer—or even the prospective buyer with whom he consults. Because of these contacts, his experience and knowledge of the business in general he is in an excellent position to be promoted when next there is a good opening.

Young at 40

Athletes—farmers—and factory and shop workers who rely on muscle start growing old even before they reach 40 while office workers—executives—teachers—professional men, in fact, all kinds of brain-workers are just approaching their prime at 40 to 50. Training increases your value at once and continues to help boost your earning power as you mature and as you increase your experience and background for forming judgments of the firm's policies and methods.

Don't grow old at 40. Train now for the job you want at 50. Training helps you to be independent—self-supporting. It helps you to enjoy associations that are denied the untrained man. Training helps you to increase your earning power and by so doing to offer members of your family advantages far in excess of what you could give them as an untrained man. Train and enjoy **PROGRESS—CONTENTMENT—INDEPENDENCE.**

American School, Drexel at 58th, Chicago



Mail Coupon for 2 Lessons Free

American School, Dept. DD-328
Drexel Ave. at 58th St., Chicago

Without the slightest obligation, send 2 beginning Drafting Lessons and free Bulletin.


Name..... Age.....

Address.....

City..... State.....

2 Lessons Free

Test yourself — see how readily ★
you, too, can learn Drafting



INVENTIO

SEND

Today

FOR QUICK
ACTION

MODELS AND FINISHED DRAWINGS UNNECESSARY

Don't spend money or time on finished models or drawings before you know your invention may be patentable. Our large staff of experienced patent searchers can handle a search from your description and roughest sketch. The main thing is to put it in our hands as promptly as possible.

DELAYS ARE DANGEROUS IN PATENT MATTERS

Your invention of a practical article or an improvement upon an old one should be patented NOW. Frequently many of the thousands of applications filed in the U. S. Patent Office each year are for the same or almost the same invention. In such case, the burden of proof rests with the last applicant to file. Sometimes a delay of even a few days in filing the application means the total loss of the patent. LOSE NO TIME.

How To Determine The Patentability Of Your Invention

Before you spend money in making a model, or spend weeks in its design, we advise you first to have a preliminary search made through U. S. Patents in the U. S. Patent Office to see if there are inventions like yours already on record; and, if so, let us give you our opinion as to the patentability of what you have.

We employ experienced searchers to perform this service for you. From the reports of our searchers we can quickly form our opinion as to whether your invention is confronted with obstacles in the form of already granted patents. First get our FREE BOOK and read the chapter on "How Can I Know Whether My Idea Is Patentable?"

Latest Facts On Inventions, Patents and Markets For Inventions

The very latest information on all matters affecting your invention—all inventions. Don't act until you get this Free Book! It reveals important information on obtaining patents, establishing a market for inventions, getting financial aid, using patent to secure commercial success. 48 pages crammed full of illustrations, helpful and interesting statistics, Patent Office data, rulings, a detailed guide on how to patent and protect your invention.

This new book will be sent promptly—have the most up-to-date guide to the things you must know to simplify patent procedure and save time, the vital thing to you!

FACTS ABOUT OUR SERVICE

We are registered U. S. Patent and Trade-Mark Attorneys, serving inventors all over the United States. Our organization is complete in every particular. We have Draughtsmen, experienced Searchers, and Attorneys to serve your interests. We have had years of experience in patent matters and know every angle of legal approach. We will secure protection for your invention if it can be done! But the longer you delay the harder it may be for us to serve you.

CLARENCE A. O'BRIEN & HYMAN BERMAN

317-A ADAMS BUILDING, WASHINGTON, D. C.
Registered Patent Attorneys before U. S. Patent Office

RS

This FREE BOOK *Tells How*

THIS FREE BOOK TELLS HOW

your Patent Application is made; what kind of sketches or drawings are necessary; what other papers must be made out; how the Patent Laws protect you; why it is important to avoid loss of time in getting your application filed; and many other important points. Even a very simple invention, if new and useful, may prove very valuable. You may have much to gain and nothing to lose by sending for this book TODAY.

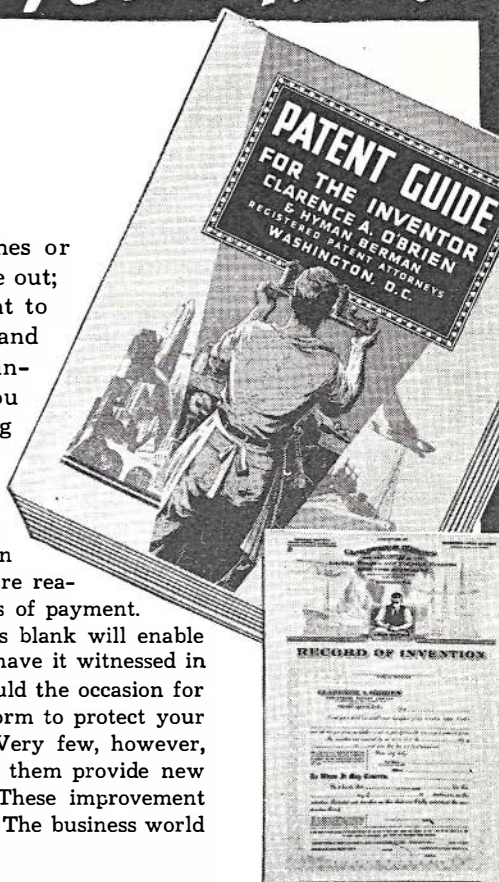
THE FIRST STEP

When you place your invention in our hands, we are in position to proceed at once to secure protection for you. Our fees are reasonable, and, if you desire, we can arrange convenient terms of payment. We will send you our Record of Invention form FREE. This blank will enable you to make a sketch of your invention in proper form and have it witnessed in such manner that it may be of value to you as evidence should the occasion for evidence arise. In our book, we tell you how to use this form to protect your interests. Every year thousands of Patents are granted. Very few, however, represent the discovery of entirely new principles. Most of them provide new methods of doing some everyday thing in a better way. These improvement Patents offer large chances for profit if commercially useful. The business world wants improved products and services.

OUR OFFICES IN THE HEART OF THE NATION'S CAPITAL

Located in Washington, D. C., within a few blocks of the U. S. Patent Office, we are able to give you immediate advice and accurate, authentic information on all matters concerning Patents and Trade-Marks, particularly if it is necessary to examine the records in U. S. Patent Office.

Don't be discouraged or disheartened about the future until you get our FREE BOOK and learn how other inventors succeeded despite lack of funds, remoteness from market, lack of mechanical skill, education, and other handicaps. Send coupon for this FREE BOOK today!



FREE RECORD OF INVENTION FORM

If you prefer to use a form made specially for the purpose of recording the descriptive outline of your invention for our searchers' use at the U. S. Patent Office, write today for our Record of Invention form—it will guide and assist you. It enables you to make a sketch of your invention and have it witnessed in a manner of value to you as evidence should the occasion for evidence arise. Our FREE BOOK tells you how to use this form to protect your interests.

CLARENCE A. O'BRIEN & HYMAN BERMAN

317-A Adams Building, Washington, D. C.
Registered Patent Attorneys Before U. S. Patent Office

Please send me at once your big Free 48-Page Book, "Patent Guide for the Inventor" and your Specially Prepared "Record of Invention" form. This request does not obligate me.

Name

Address

(Please write or print plainly)



AUTO

BOOKS SENT FREE



on approval. Just mail the coupon and we'll send you a set of these remarkable auto books, just off the press. Whether you are a mechanic or helper, expert or apprentice, auto owner or driver, if you're interested in knowing all about automobile mechanics, take advantage of this **FREE OFFER**.

GET A BETTER JOB

A better job—in the gigantic auto industry. **BIGGER PAY**—a chance to go into business for yourself and get a share of the huge profits, are waiting for any man who even half tries to improve himself. Learn auto engineering with these wonder books a new way—without studying or memorizing. Simply use the **JIFFY INDEX** to look up the answer to any auto problem. Built by eleven of America's greatest automobile engineers, and written in simple language so you can understand it. Very newest cars, all covered.

FREE Privilege of consulting Automobile Engineers of American Technical Society for one year without cost if you mail coupon immediately

Books also include valuable articles on Service Shop Management.

CAN YOU FIX IT?

These wonder books tell step by step **HOW** to take out "play" in differential— to kill the shimmy in steering— to set **TIMING**—how to put your finger instantly on engine trouble and then the quick expert way to **FIX** it. Newest improvements fully covered. Equal to a complete trade course at less than a fourth the cost.

8 BIG VOLUMES
Brand New Edition
2500 pages, 2000 illustrations, wiring diagrams, etc., including Marine Engines, Aviation Motors, Diesel engines, etc. De Luxe edition, gold-stamped flexible binding.

AMERICAN TECHNICAL SOCIETY

Drexel Ave. & 58th St., Dept. A3320, Chicago, Ill.

I would like to see the new 8-volume edition of your **AUTO BOOKS**. I will pay the few cents delivery charges only, but if I choose to, I may return them express collect. If after 10 days I prefer to keep them, I will send you \$2 and pay the balance at the rate of only \$3 a month, until \$24.80 is paid. Please include free consulting membership as per your offer above.

Name _____
Address _____
City _____ State _____

Attach letter stating age, occupation and name and address of employer and that of at least one business man as reference.

Law!

LEARN AT HOME

Are you adult, alert, ambitious, willing to study? Investigate **LAW!** We guide you step by step—furnish all texts, including 14-volume Law Library. Training prepared by leading law professors and given by members of bar. Degree of LL. B. conferred. Low cost, easy terms. Send **NOW** for Free, 64-page "Law Training for Leadership."

LASALLE EXTENSION, Dept. 3493-L, Chicago

Get Into AVIATION Train At LINCOLN



Now is the time to get into aviation! Airplane factories are flooded with orders! Airlines continue to expand!

Airline Pilots earn up to \$6,000 a year—mechanics up to \$2,400! Come to **LINCOLN** now and train for one of the many good pay jobs open to Lincoln-trained men.

Lincoln Government Approved Flight Training prepares you for any Pilot's License. Lincoln Government Approved

Mechanic's Training prepares you for your Mechanic's License. 14 Modern Training Planes, 12 Shops and Laboratories.

Now in 28th year, 18th year teaching aviation. Lincoln Pilots and Mechanics in demand. We assist graduates in locating positions. **WRITE** now for complete information. State your age.

LINCOLN AIRPLANE & FLYING SCHOOL, 401-N Aircraft Bldg., Lincoln, Nebr.

DREMEL All-purpose MOTO-TOOL..



Drills, Grinds, Sharpens, Carves, Polishes, Marks, Engraves. Does better work in less time. Plugs into any light socket.

Model 1— 6 oz. 25,000 R.P.M. \$ 9.85
Model 2—13 oz. 27,000 R.P.M. 16.50

MOTO—TOOL KITS

For exacting craftsmen who like nice tools. Hard wood cases, lined, highly finished. Complete with 23 accessories and Moto-Tool.

Kit 1 with Model 1 Moto-Tool --- \$17.50
Kit 2 with Model 2 Moto-Tool --- \$23.50

Sent Postpaid. Order from this ad. Free 10 day money-back trial. Catalog Free.



DREMEL MFG. CO.
10 St., Racine, Wis.

do-it-with-squabs

Marketed when only 25 days old. Write a post-card, get **FREE EYE-OPENING Picture Book**. Why breed for ordinary trade when these great luxury national markets are wide open for all the **SQUABS** you can ship, every day in the year? We give a large bonus in stock for promptness. Write today to **RICE FARM, 602 H St., Melrose, Mass.**



BUILD ARC WELDER FROM OLD DODGE GENERATOR

"We Show You How" 35c brings complete plans for building economical and efficient 75 to 125 amp. arc welder, and 1938 catalog listing over 500 welding and windcharger electrical items. Over 50 other generator changes into motors, generators, grinders, drill press and electric fence for operating on 6, 12, 32 or 110 volts.



LEJAY MFG. CO., 314 Lejay Bldg., Minneapolis, Minn.

Free TRIAL LESSON IN DRAFTING



More good jobs now in Drafting. Learn AT HOME in spare time (or at our Chicago School). Send post card for **FREE TRIAL LESSON** and see how easy to learn and get a good job.

CHICAGO TECHNICAL COLLEGE
C263 Tech. Bldg., 118 E. 26th St., Chicago, Ill.

If you can go away to college to learn Drafting, Engineering, Architecture, Electricity, Air Conditioning or Radio—send for **FREE Blue Book**.

Learn Public Speaking



At home—in spare time. Many overcome "stage-fright," gain self-confidence, and increase their earning power, through ability to sway others by effective speech. Write for free booklet. **How to Work Wonders With Words** and requirements.

NORTH AMERICAN INSTITUTE, Dept. 2053
3601 Michigan Avenue Chicago, Illinois

120 Miles per Gallon 30 Miles per Hour!

\$125 and up FOB Factory

AUTO-GLIDE Power to burn, has passed economy, less than 1/4c a mile! Thrilling, no other ride like it! Ruggedly built, not a toy. Has traveled 7,000 mi. in 9 mos., no replacements! Powerful 1 1/2 to 2 H.P. Cushman engine. 3 models: (1) illustrated, (2) with parcel carrier, (3) 3-wheel side-car model. **WRITE** for Free Book. **DEALERS** get Spl. Offer! **CUSHMAN MOTOR WORKS** Dept. K-3, Lincoln, Nebr.



Amazing Invention

Stimulates Deep-Lying Blood Vessels Through Intermittent Vacuum Principle

GROWS HAIR

in Many Thousands of Cases

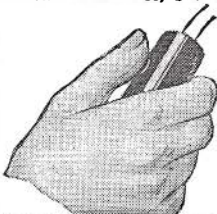
Hair and scalp specialists know increasing blood circulation in deep-lying scalp blood vessels stimulates growth of hair. Here is an amazing machine which through "intermittent Vacuum" actually pumps blood to starved and stunted hair roots, stops falling hair, and results in new growth of hair. Results are obtained even in many so-called hopeless cases of baldness. You men who have given up hope of ever regaining your hair—YOU are invited to try the Rand Hair Growing Machine on our amazing Guaranteed Offer. Stop being laughed at behind your back! Stop being called "Baldy"! Stop looking old before your time.

Will This Sound Scientific Principle Restore Your Hair?

Amazing reports from users. The Rand is simple to use. Hook up to any faucet—place helmet over head—turn on water—that's all! Power of water pumps life-giving, invigorating blood through scalp blood vessels, feeds starved hair roots, gives inner stimulation—and often results in QUICK growth of new hair. No water touches your head or hair. Order today.



The illustrations above explain the Rand principle of growing hair. At left is a starved hair root—too weak to push hair through the scalp. At right is a strong, active hair root—GROWING HAIR—because it is properly nourished by rich blood supply.



NEW HAIR IN 90 DAYS!

The exact time it takes for hair to appear varies with the individual case, but in many cases new hair appears in as little as 90 days. Usually hair stops falling out after first few treatments, scalp glows and tingles with new vigor due to stimulated circulation. Often results are quick and startling. You use the Rand at home while resting or reading. Treatment of 15 minutes each are sufficient.




PRICE Only \$9.95 AMAZING TRIAL OFFER

You may have spent hundreds of dollars to regain your hair. The Rand costs you only \$9.95, complete, but you pay this only if you are satisfied with results. Send only \$1.00 with coupon below. Pay postman small deposit of only \$4.00 plus postage on arrival of Rand, in Plain Package. Use it for 30 days according to directions. If you are then convinced that it is helping you, pay balance of only \$4.95. Otherwise return Rand to us for refund of your first payments. You risk nothing and you may again enjoy a thick luxuriant growth of hair! Rush coupon below today.

Rand Company, Dept. F-1660, 402 E. Fourth—Newport, Ky.

Results!

LOOK! In As Little As 90 Days Results Like This!



Rush this Coupon—SEND ONLY \$1.00 NOW!

Rand Company, Dept. F-1660, 402 East 4th St., Newport, Ky.

Here is my \$1.00. Ship the Rand in plain package complete to me C. O. D. for \$4.00 plus postage. I agree to pay balance of \$4.95 if after 30 days I am satisfied with results. Otherwise I may return the Rand to you and you will refund my first deposits.

Name.....

Address.....

City..... State.....

Liberal Deferred Payment Offer

You send only \$1.00 now—then pay \$4.00 (plus postage) when the Rand is delivered to you. Use 30 days according to directions. If at that time you are not delighted with results, return the Rand to us and we'll refund the entire amount of your deposits. You take no risk!



Elto

PAL \$3750

WEIGHS ONLY 14 POUNDS


THOUSANDS of sportsmen testify to the supreme handiness of this motor that weighs only 14 pounds . . . the unbeatable economy of 6-hour operation on one gallon of fuel . . . and the capable power that drives a good sized boat up to 6 miles an hour. Easy to start, quiet and dependable.

WRITE FOR FREE CATALOG
Get full information on the Elto Pal, the Ace, speed up to 7 miles, only \$47.50, Handitwin, two cylinders, speed up to 8 1/2 miles, \$67.50. Complete catalog sent on request . . . also Boat Directory and Boat and Motor Selector — all free. Address **EVINRUDE MOTORS, 5389 N. 27th St., Milwaukee, Wis.** Prices F.O.B. Milwaukee.



Photography

for PLEASURE or PROFIT



Prepare for profitable business or fascinating hobby, at home under guidance of qualified instructors. No previous experience necessary, common school education sufficient. Many earn while learning. Our practical studio methods also qualify for well-paying positions upon graduation. Send coupon below at once for free booklet "Opportunities in Modern Photography", particulars and requirements.

AMERICAN SCHOOL OF PHOTOGRAPHY
3601 Michigan Avenue Dept. 2053 Chicago, Illinois
Send booklet, "Opportunities in Modern Photography", full particulars and requirements.

Name _____ Age _____
Address _____
City _____ State _____

MAKE MONEY IN YOUR WORKSHOP

The Modern Mechanix Blueprint Catalog describes 125 projects that can be constructed in the home workshop and sold at a good profit. Send a 3c stamp today for your copy of this valuable book to

MODERN MECHANIX PUBLISHING CO.
Fawcett Bldg. Greenwich, Conn.

NEW BENJAMIN AIR PISTOLS



Powerful—Accurate—Economical—Practical—Adjustable Shooting Force—Amazing Maximum Velocity—cal. 177 or 22 and BB—For Target and Small Game—the only Genuine Compressed Air Pistol for Shooting BB on the market—Single Shot with Bolt Action—Hammer Fire—Hair Trigger—Safety. Price \$7.50. Holster \$2.00. Also 177 and 22 Single Shot BB Repeater Air Rifle \$7.50.—Single Shot BB Air Rifle \$6.00.—22 Shot BB Repeater Air Rifle \$7.50.—at Dealer or Direct—No license required—Safe for indoor use. **FULL DETAILS—TARGETS—FREE—WRITE TODAY.** Benjamin Air Rifle Co., 831 Marion St. St. Louis, Mo.

\$7.50



Preserve Your Copies of

MODERN MECHANIX

For handy reference with these handsome binders.

Made from beautiful red simulated leather embossed in gold, the binders hold six issues each. Magazines are conveniently bound with a snap and are held positively in place; holes need not be punched nor copies marred. **MODERN MECHANIX** and the year specified are stamped in gold on the backbone. Volume I and Volume II to represent the first and last six issues of the year will also be imprinted in gold if desired.

Each \$1.25 plus 15c postage in continental U. S.
(\$1.25 plus 75c postage elsewhere)

MODERN MECHANIX
Fawcett Bldg., Greenwich, Conn.

Enclosed is \$.... for **MODERN MECHANIX** binders.
Imprint year (years)

Imprint year and volume number (years and volume numbers)

Name

Address

City State

INVENTORS

Whether YOUR Invention Requires

A MECHANICAL PATENT



A PROCESS OR METHOD PATENT



A COMPOSITION PATENT



A PLANT PATENT



A DESIGN PATENT



OUR FREE BOOKS Can Help YOU!

Our Patent Service Can Help YOU!

Securing broad patent protection for an invention requires specialized skill. Our business is confined exclusively to Patents, Trademarks and Copyrights. We have served inventors throughout the world for over 62 years. From the moment you send us a sketch and description of your invention, we take all the detailed work of the complicated patent process off your hands. Every member of our firm is a U. S. Registered Patent Attorney.

Take These Steps to Secure Broad Patent Protection


FIRST you will want to know exactly how the Patent Laws protect you, how much the cost will be, how to sell your invention. Our free books answer hundreds of questions about Patents and how to sell your invention. SECOND, we will make an examination through pertinent U. S. Patent Office records. Then we can tell you whether in our experienced opinion you can obtain a patent. THIRD, we will carry your case through the patent office with all possible speed, consistent with obtaining for you the broadest possible patent protection.

Finished Models or Drawings Are Not Necessary

Don't go to the expense of a costly model or finished drawings. All we need now is a sketch and description of your invention.

Our "Certification of Invention" illustrated on the right is valuable to you because after it has been properly filled out, signed, dated and witnessed, it can be offered as evidence in support of your claims should some other person endeavor to prevent you from protecting your invention by claiming prior rights. It is free. Send for it now and fill it out at once.

FREE "CERTIFICATION OF INVENTION"



Don't Delay Write Today!

OUR DEFERRED PAYMENT PLAN

We have helped thousands of inventors with our deferred payment plan. This plan is very flexible. You may spread the cost of your Patent over several months in convenient payments.

The most important step is to GET STARTED. We can help you even though you cannot pay the full cost of your patent NOW.

Money Making Inventions Are Often Very Simple

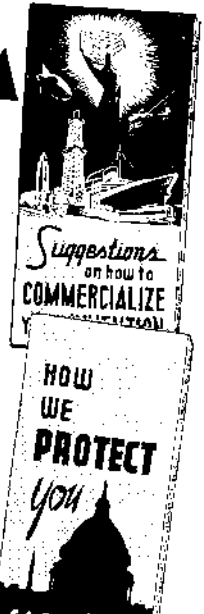
Don't be discouraged if your invention isn't complicated. Many of the greatest money-making inventions are extremely simple. Then, too, your invention may be valuable even though it is very similar to an invention already patented. An improvement over some "gadget" already on the market may be patentable. Our free books go into this subject thoroughly.

Important Things to Remember

Secrecy in Patent matters is of the utmost importance. Your case will be treated with strict confidence from the moment you entrust us with your secret plans. We never buy inventions or sell them. Our only business is to serve inventors efficiently, quickly, and CONFIDENTIALLY.

C. A. SNOW & CO.

Registered Patent Attorneys Since 1875
SNOW BUILDING, WASHINGTON, D. C.



SEND FOR THEM TODAY!

C. A. SNOW & CO.

3020 SNOW BUILDING, WASHINGTON, D. C.

Gentlemen: Send me your free handbooks for inventors by return mail. No obligation on my part.

Name _____

Address _____

City _____ State _____



Editor's Note: Your questions will be answered personally and free of charge by MM experts provided they do not require special research or involve trade secrets. Names and addresses of manufacturers of new products described in this issue can also be obtained free upon request. Enclose a self-addressed and stamped envelope for reply. Address: Problems Editor, Modern Mechanix, 1501 Broadway, New York City.

IS TELEVISION READY?

I have heard a lot about television being "just around the corner." Is television ready for public use, and are the pictures as good as the movies? When can we expect to get television programs on a regular schedule like radio?—Robert Jordan, Detroit, Mich.

Television today is very close to that mythical "corner" and will be released for public use when the manufacturers are ready. A few weeks ago a television demonstration was given in New York for the benefit of radio amateurs. The image produced compared favorably with that of the average home movie projector, with the exception of its size, it being considerably smaller. The demonstration was a complete success and showed clearly that television is an accomplished fact, even though it is not in the hands of the public.

"B" BATTERIES WEAR OUT RAPIDLY

I have a battery operated radio receiver and the "B" batteries never last more than two months. I have heard that they should last several months. Do you think something is wrong with the set?—Tom Tracy, Salt Lake City, U.

If you use heavy duty batteries, and they last but two months, something certainly is wrong, but it may not be easily corrected. It may be that you are using batteries on a set which should have a power supply. If the tubes draw too many milliamperes, batteries never will prove efficient. If the set was not designed for battery use, you may find a bleeder connected across the "B" input, which would in itself place a continual load on the batteries. If this is the case, connect a switch in series with the batteries so that when the set is not in operation, they can be disconnected. This will eliminate power consumption when the receiver is not in use.

INSTALLING TONE CONTROL

My receiver has no tone control. Is there some easy way I can install one? The receiver has six tubes.—William Fox, Austin, Texas.

A simple tone control applicable to almost every set consists of a 200,000-ohm potentiometer in series with a 0.1 mf. capacitor. Connect one lead from the capacitor to the plate of the output tube and the lead from the potentiometer to the chassis. If the set uses two output tubes, connect leads to plate of each tube.

MAKING BLACK PAINT

Is there any simple way of making black paint which will have a dull finish? I need the kind which will dry quickly.—Frank Scott, Louisville, Ky.

An easily made paint consists of an old phonograph record dissolved in alcohol. To make it, break up the record into very small pieces and place them in a jar of alcohol. Let it stand over night before using.

REMOVING WALL PAPER

Is there any easy method of removing wall paper after it has been in place for a number of years?—J. E. Adams, Portland, Oregon.

The system used most often for the removal of old wall paper is to soak it for a few minutes with warm water before attempting to remove it. When the glue has softened sufficiently the paper can be pulled off. When the paper is too fragile, it will be necessary to scrape it off with a scraper or a putty knife. A small quantity of baking soda dissolved in the water may speed the paper's removal.

MAKING A SIMPLE HYGROMETER

Is there any simple method of making a hygrometer for home use? I have heard they can be made by saturating paper with some solution.—Walter Hendricks, Des Moines, Iowa.

Paper hygrometers are made by saturating blotting paper with a liquid made as follows:

Cobalt chloride	1 ounce
Sodium chloride	½ ounce
Calcium chloride75 grains
Acacia	¼ ounce
Water	3 ounces

The amount of moisture in the atmosphere will be indicated by the color of the paper. Following are the colors and their indication:

Rose red	rain
Pale blue	very moist
Bluish red	moist
Lavender blue	nearly dry
Blue	very dry

**JUST COMPLETED...AFTER YEARS OF PREPARATION...THE MOST *Comprehensive*
MOST *Authoritative* REFERENCE WORK OF PRACTICAL SCIENCE IN EXISTENCE**

VAN NOSTRAND'S Scientific Encyclopedia

BRAND NEW! UP-TO-DATE!

**Covers COMPLETELY
ALL of the Sciences**

in 10,000 Alphabetical Entries (Extensive Cross References)
1500 Pages • 1200 Illustrations

Van Nostrand's
**SCIENTIFIC
ENCYCLOPEDIA**

*The Instant
Question-Answerer for*
**LABORATORY & SHOP WORKERS
MECHANICS • HOME SCIENTISTS
AND STUDENTS**

Here, for the first time in one volume, is all the knowledge of science known to man. In authority, in completeness, in sheer physical size it surpasses any similar volume ever published. If your work, study, or reading is concerned with any branch of science, this is just the volume you need.

**From Fundamentals to Latest Advanced Discoveries—
Principles, Methods, Formulas—Clear Charts, Diagrams**

FOR the student, the hobbyist, the manual worker, each entry is explained in simple, easy terms. Detailed, more advanced information follows. Cross-reference makes it easy to follow a complete course of study on any subject. Thus, the professional scientist, who wants specific information in any field, can find it instantly in its alphabetical place—comprehensively treated in the language of science.

Big 7¼x10¼x2¾-Inch Size. Bound in Library Buckram. Thumb-Notch Index.

**Last Call To
SAVE 10%**

The Scientific Encyclopedia, now coming from the press, will sell for \$10 or more—an amazingly low price for this great book. By placing your reservation now, however, you may have it at the special pre-publication price of only \$8.95—payable in easy monthly installments.

READ IT FREE

Send no money now. We will send the Scientific Encyclopedia to you for free examination. Read it, use it for 10 days. Then pay the special low pre-publication price of only \$8.95 in easy monthly installments, or return it and you will not be obligated in the least. Mail the coupon at once.

**Prepared By Foremost
Scientific Specialists**

**21 Contributing and
Consulting Editors:**

W. K. Green, Amherst College
—Astronomy; F. T. Morse, of
Virginia—Mechanical Engineering;
L. L. Smail, Lehigh U.,
—Mathematics; R. M. Field,
Princeton—Geology; R. K.
Strong, Rose Polytechnic—
Chemistry; A. W. Lindsay,
Denison U.—Zoology; L. D.
Weld, Coe College—Physics; R.
S. Mueller, M. D., Columbia
—Medicine; R. M. Wheldon,
M. I. T., Botany; and many
others.

12 VOLUMES IN ONE

The contents of more than 12 average-size volumes. Here is a brief outline of some of the subjects:

CHEMISTRY: Chemical elements—symbols, atomic number, atomic weight, density, hardness, melting point, common reactions, occurrence in nature, production from ores, uses in industry. Compounds, manufacture and use. Organic compounds; industrial products. Agricultural chemistry, food chemistry.

PHYSICS: Mechanics, heat, light, sound, electricity, magnetism, X-rays, etc., etc.

MATHEMATICS: Arithmetic to algebra, geometry, trigonometry, calculus, differential equations, etc.; special emphasis on application to science.

ASTRONOMY: Covers the entire subject. Star map locates each important constellation in the sky. Planets, use of telescope, spectrometer, etc.

ZOOLOGY: All life from the tiniest single-celled organisms up to man, including insects, mollusks, worms; birds, fish, reptiles, mammals.

MEDICINE: Anatomy, circulatory system, nervous system, muscular system, skeletal system, excretory system, etc. Vitamins, hormones. Bacteriology. Diseases—symptoms, diagnosis, treatment. Drugs. Latest researches.

MECHANICAL ENGINEERING: Principles of mechanics, machine design, engineering parts and instruments. Types and functions of bolts, gears, automobiles, aeroplanes, locomotives, etc. Steam, gas, gasoline, diesel engines.

CIVIL ENGINEERING: Surveying, bridges, highways, railways.

ELECTRICAL ENGINEERING: Motors, generators, lighting, radio television.

The foregoing is only a partial list. Hundreds of articles on GEOLOGY, BOTANY, NAVIGATION, CHEMICAL ENGINEERING, etc., etc.

MAIL THIS COUPON—Send No Money Unless You Wish To

D. VAN NOSTRAND CO., Inc., 250 Fourth Avenue, N. Y.

Send me Van Nostrand's SCIENTIFIC ENCYCLOPEDIA, complete in one volume, 1500 pages, bound in library buckram. Within 10 days I will return it to you for free examination. After that I will return it to you for the special pre-publication price of \$8.95 as follows: \$3.95 as first payment, and \$5.00 monthly for three months. (N.Y. 3-38)

Name _____
Address _____
City and State _____
Reference _____
Address _____

For free catalog of latest books of practical instruction and technical information, check boxes. If you do not want the Scientific Encyclopedia check out paragraph above.

DRAFTING

BOOKS SENT FREE!

For Beginners

Written, so you can understand every word, by 22 well known engineers and architects. DeLuxe flexible binding, nearly 2,000 pages, 1546 blueprints, charts and diagrams; prepares you for a good drafting job in mechanical or architectural lines. Sent for 10 days' free examination if you mail coupon immediately.

These Instruments Included



ON APPROVAL

5 VOLUMES BRAND NEW EDITION

Only 15 minutes a day with these WONDER BOOKS can prepare you for a good drafting job in less than a year. Mechanical and architectural drafting from simple straight lines to important complex plans. *A step at a time!* Built especially for beginners, for men with only grammar schooling. Drafting room practice, PLUS ENGINEERING, made easy and clear. Includes complete course in blue-print reading.

Big Field Big Demand Big Pay

Competent draftsmen are urgently needed right now in all building and manufacturing lines at \$30.00 to \$75.00 a week. That's the beginning—FOR DRAFTSMEN HAVE THE BEST CHANCES FOR ADVANCEMENT. Pleasant, fascinating work, easy to learn and do. Learn quickly with these books—send coupon for a set and see for yourself.

A year's non-paying membership in the American Technical Society now gives to all readers of this famous encyclopedia of drafting. Many say that it is worth more than the cost of the books.

Complete set of drawing instruments if you send for these drafting books NOW. These instruments are made of the finest of German silver, are absolutely accurate and are packed in velvet lined leatherette pocket case. Real \$10 value, but included with these books.

AMERICAN TECHNICAL SOCIETY

Dept. D3320, Drexel at 58th St., Chicago, Ill.

American Technical Society, Dept. D3320, Drexel at 58th St., Chicago, Ill.
 Send for 10 days' trial drawing 5 volume set of drafting. I will pay the few cents delivery charges. If I wish, I may return books in 10 days and owe you nothing, but if I decide to keep them, I will send \$2.00 after 10 days, then only \$3.00 a month until \$24.00, the advertising price, is paid. Send latest edition and include drawing instruments and Membership Certificate.

Name _____

Address _____
 Attach letter stating age, occupation, employer's name and address and that of at least one business man as a reference.

ELECTRICAL ENGINEERING

For those who can't afford the time and expense of a 4-year college course, Bliss offers a condensed ONE YEAR residence training, combining essential Theory and Practice. 4th year. CATALOG ON REQUEST.



BLISS ELECTRICAL SCHOOL
 293 Takoma Ave., Washington, D. C.

NOW YOU CAN GET A HEAVY DUTY INDUSTRIAL WELDER

WORKS ON 110-VOLT Electric Light CIRCUIT

for Only **\$195** RETAIL

At this unheard of price, you can get this marvelous DYN AMIC Super-Charged Welder—this welder is a radical departure from accepted welding practices. It will do the work of much higher priced types—efficiently cooled—light of weight—easily portable. Will solder and braze on the lightest material. Works on iron, steel, tin, brass, copper and all other metals.


WELDS Cylinder Blocks, Bumpers, Fenders, Tanks, Farm Machinery...

AGENTS

Make big profits selling to garages, factories, janitors and machine shops. Write TODAY and ask for our 10-DAY TRIAL OFFER.

With this Dynamic Super-charged WELDER, a man without previous experience can make as much as \$5.00 on a repair job that can be done in less than one hour. Many welding operators make as much as \$3.00-\$30.00 a day—go into business—Open a Welding Shop NOW.

DYNAMIC WELDER COMPANY
 2225-CF Sylverton Road, Chicago, Illinois



450 Miles on a Gallon of Gas! Potential Gasoline Mileage


ACCORDING to an article by the president of the world's largest motor research corporation, there is enough energy in a gallon of gasoline if it were converted 100% in mechanical energy to run a four cylinder car 450 miles.

NEW GAS SAVING AND TOP-OILING INVENTION Astonishes CAR OWNERS

A Marvelous Device has accomplished wonders in utilizing a portion of this waste energy. It saves gasoline, gives better mileage, reduces carbon formation, creates more power, gives quicker starting, snappy pick-up and a smoother running motor. Saves many repair bills.

Big Profits and Free Offer!... To obtain national distribution quickly, men are being appointed everywhere to help supply the tremendous demand. Free samples furnished to workers. Write today for this free sample and big money-making offer.

Diamond Fuelizer, Dept. 115, 600 High St., Akron, Ohio



INVENTORS BE SUCCESSFUL

Read Invention & Finance—it's your chance to make money. Two year subscription \$1.00 entered upon promise to pay on receipt of first copy. Place your order by cutting out and mailing this advertisement.

INVENTION & FINANCE MAGAZINE
 80-H WALL ST., NEW YORK, N. Y.

Cement Art

Something entirely new in cement art. Make bird houses, flowers, horses and wagons, birds and a large variety of other things. Knowledge in art not necessary and capital to start with so small not worth speaking about. Send 10c for book for all information. **GEO. H. SCOTT, Cement Art Producer, Wallaceburg, Ont., Canada.**

Correspondence Courses in RADIO and ELECTRICAL ENGINEERING

SPECIAL Only **\$25**

ELECTRICAL ENGINEERING Get good grasp of wide electrical field. Prepare Yourself, at Low Cost, for secure future. Modern course. So simplified anyone can understand quickly.
RADIO ENGINEERING Extra fine course in radio, public address, super-service man, real vacuum tube technician. Experimental kits furnished. Diploma given on completion. Tuition, ONLY \$25, either course. Deferred payment plan available.
FREE! Send stamp quick for free copies of school catalogs, student magazines, complete details. **SEND NOW.**
LINCOLN ENGINEERING SCHOOL, Box 931-67, Lincoln, Nebr.

A WONDER MONEY MAKER FOR YOU

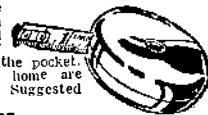
No. H82. Seventy-two inch steel rule in metal case. Time has look on end. Marked in feet, inches and fractions as low as sixteenths. Easy to read. Small enough to carry in the pocket. The workshop, hardware store and home are ready purchasers for this quality rule. Suggested selling price 35c.

Sample 18c Dozen \$1.85

No. H81. Three foot steel rule in metal case. Small enough to carry in the pocket. A boon to the knitter who must use a semi-rigid measure. Suggested selling price 25c.

Sample 9c Dozen 98c

SPORS CO., 12-37 South Ave., Le Center, Minn.



only
\$39⁹⁵

**FOR THIS NEW 1938
 16-TUBE
 TOUCH-BUTTON
 MIDWEST
 RADIO**



MIDWEST'S
During 18th Anniversary
SALE

**COMPLETE
 IN RICHLY FINISHED CONSOLE—
 NOTHING ELSE TO BUY—
 READY TO PLUG IN AND PLAY!**

**TERMS AS LOW AS
 50¢ A WEEK!**

JUST imagine a radio so big, so powerful, so luxurious—in a big, beautiful, richly-finished walnut console—selling at such an amazingly low factory-to-you price! It costs no more to operate, than an ordinary 6 or 8-tube set because its advanced circuit and improved design result in great current economy. In addition, its tremendous range (550 KC to 18,000 KC) and great reserve of power enable you to drive across the world and bring in weak, distant, foreign stations (10,000 and more miles away) like "locals". That's why careful buyers say: "Midwest gives you twice as much for your money."

GLORIOUS NEW TONE

Midwest gives you glorious, crystal-clear concert realism, brilliant world-wide reception and scores of advanced features, including Dial-A-Matic Tuning—at a sensationally low factory-to-you price! Zip!... Zip!... stations come in instantly, automatically, perfectly... as fast as you can push buttons. The famous Midwest factory-to-you plan, proven by 18 years of success, is just as exciting. It enables you to buy at wholesale prices... to save up to 50%... and to pay as little as 50 cents a week on the Midwest Easy Pay Plan. You get 30 days FREE home trial!

Write for FREE 1938 Catalog



MIDWEST *Factory-to-You* RADIOS

DEPT. MM-10 MIDWEST RADIO CORPORATION...CINCINNATI, OHIO, U.S.A.
Manufacturers of Quality Radios Since 1920

**... AND LOOK AT HOW MUCH
 MORE YOU GET FOR YOUR MONEY**

- ★ 16 tubes for price of 8—
- ★ Faster Dial-A-Matic Tuning—
- ★ Not a cut-price set, but a bigger, more powerful, super performing COMPLETE radio in a big exquisitely designed console of matched Walnut—
- ★ Full Scope High Fidelity tone realism—
- ★ World-wide range—
- ★ Foreign stations like "locals".

**LET US SEND YOU THIS
 MAGNIFICENT NEW
 MIDWEST RADIO ON
 30 DAYS FREE TRIAL
 IN YOUR OWN HOME!**

PASTE COUPON ON IF POSTCARD... OR

Write Today!

**MIDWEST RADIO
 CORPORATION**
 Dept MM-10 Cincinnati, Ohio
 Send me your new
 FREE catalog, com-
 plete details of your
 liberal 30-day FREE
 trial offer, and factory-
 to-you wholesale prices.
 (Special offer and prices
 prevail only when dealing
 direct with factory by mail.)

Name.....
 (PLEASE PRINT CLEARLY)

Address.....

Town..... State.....

Users-Agents Make Easy Extra Money.
 Check Here for details.



ONLY ONE DOLLAR A WEEK FOR A NEW CORONA!

At that price, Corona's the buy for anybody! Think of it . . . touch-typing chart, smart carrying case, full directions . . . and the finest, fastest, sturdiest portable you ever wished for... at a price anybody can pay! Don't delay . . . mail coupon now for free booklet.

L C SMITH & CORONA
TYPEWRITERS INC Desk 3
733 E. Washington St., Syracuse, N.Y.

Please send free Corona booklet
Quote allowance on my.....
portable, Serial No.

Name.....
Address.....
City..... State.....



High School at Home

Many Finish in 2 Years

Go as rapidly as your time and abilities permit. Equivalent to resident school work—prepares for entrance to college. Standard H. S. texts supplied. Diploma awarded. Credit for H. S. subjects already completed. Single subjects if desired. Bulletin on request.

20 Other Courses

Specialized training is absolutely essential to Success today. Over 150 noted Educators, Engineers and Business Men helped prepare our special instruction material, used by many resident schools and colleges. U. S. Navy and Province of Manitoba, Can. Train at home for best paying lines as listed below. No interference with present earnings while preparing for better job.

American School, Chicago

Mail Coupon for Information—No Obligation

American School, Dept. H-328, Drexel at 58th, Chicago
Tell me how to train for success in the checked.

- | | |
|--|---|
| <input type="checkbox"/> Air Conditioning | <input type="checkbox"/> Electrical Refrigeration |
| <input type="checkbox"/> Architecture and Building | <input type="checkbox"/> Highway Engineering |
| <input type="checkbox"/> Automotive Engineering | <input type="checkbox"/> Liberal Arts (College) |
| <input type="checkbox"/> Aviation | <input type="checkbox"/> Mechanical Engineering |
| <input type="checkbox"/> Business Management | <input type="checkbox"/> Private Secretary |
| <input type="checkbox"/> Civil Engineering | <input type="checkbox"/> Professional Accounting |
| <input type="checkbox"/> Complete Law | <input type="checkbox"/> Incl. C. P. A. Coaching |
| <input type="checkbox"/> Diesel Engineering | <input type="checkbox"/> Radio and Television |
| <input type="checkbox"/> Drafting and Design | <input type="checkbox"/> Salesmanship |
| <input type="checkbox"/> Electrical Engineering | <input type="checkbox"/> Steam Engineering |

Name.....
Address.....

MAKE MONEY IN YOUR WORKSHOP

The Modern Mechanix Blueprint Catalog describes 125 projects that can be constructed in the home workshop and sold at a good profit. Send a 3c stamp today for your copy of this valuable book to

MODERN MECHANIX PUBLISHING CO.

Fawcett Bldg. Greenwich, Conn.

EASY

SOPRANI AMPLIPHONIC Simplifies Playing

Lighter, easier to play, less bellowing, plus more beautiful tone and volume.—that's how Soprani's exclusive Ampliphonic feature has simplified this accordion. Assures rapid progress. Home trial. Easy terms. See your music dealer or send for beautiful free book. Write today.




SOPRANI, INC. Dept. 334, 630 S. Wabash Ave. Chicago, Illinois

MAN IN EACH TOWN To Plate Auto Parts

Reflectors, Bicycles, Fixtures, Mirrors, by late method. Simple plan of manufacturing at home starts you IN GOOD PAYING BUSINESS. Write today for FREE particulars and proofs.

GUNMETAL CO.,

Ave. P, Decatur, Ill.



Earn Cash at Home!

Raise giant patented mushrooms! We supply materials and instruct with pictures. Over 25 Coast-to-Coast branches buy all crops. Big FREE book, prices tell if your cellar, shed, barn, etc. suitable. Write today. (Established 1908.)


UNITED MUSHROOM COMPANY

3849 Lincoln Ave., Dept. 318, Chicago



MODEL "T" AUTO PARTS BUILD

Fine Floor-Top Drill Press, 10" Circular Saw, 14" Band Saw, 42" Wood or Metal Operating Lathe, Jig-Saw, 6" Joliter, Shaper. Build one or more of these fine tools that have Hal-Bearings. All & Range Mechanism etc. from our easy to understand instructions and blueprints. See simple illustrations (impossible) Plans 25c each. (Formerly sold 50c each). Orders \$1.00 or more sent C. O. D. or better still in advance from your hardware dealer.



21 mill in order and mail. Complete work shop \$2.00. (Sent via air-mail.) Order B. J. MEZD CO., 8532 Vanderbilt Ave., Desk 1C, Detroit, Michigan

FREE SUITS & BIG PROFITS as a Bonus Sell "MOVIE STAR" Styles



Buddy Rogers

In Made-to-Order Suits \$15.00s UP

Show friends Made-to-Order Clothes "Styled for the Stars" at big savings. New Fashions, Fabrics, Inspired by Hollywood's fashion plates. Buddy Rogers, Cesar Romero, others. Turn orders spare time. Earn big profits. Your own suits Free as bonus. One picture guaranteed to fit and satisfy. Big outfit 100 large samples Free. Write today.

JIM FOSTER, INC., Dept. G-3
2253 So. Spaulding Ave. Chicago, Illinois



Print Your Own

Cards, Stationery, Advertising, labels, paper, circulars, tags, etc. Save money and time. Sold direct from factory only. Junior Outfit \$5.95. Senior outfits \$12 and up. Do popular raised printing like engraving with any of our presses.

Print for Others, Big Profits

Pays for itself in a short time. Easy rules sent. Write for free catalog of outfits and all details. The Kelsey Co., D-9 Meriden, Conn.



draw me!

TRY FOR AN *Art* Scholarship

Copy this girl and send us your drawing — perhaps you'll win a **COMPLETE FEDERAL COURSE FREE!** This contest is for amateurs, so if you like to draw do not hesitate to enter.

Prizes for Five Best Drawings — FIVE COMPLETE ART COURSES FREE, including drawing outfits. (Value of each course, \$215.00.)

FREE! Each contestant whose drawing shows sufficient merit will receive a grading and advice as to whether he or she has, in our estimation, artistic talent worth developing.

Nowadays design and color play an important part in the sale of almost everything. Therefore the artist, who designs merchandise or illustrates advertising has become a real factor in modern industry. Machines can never displace him. Many Federal students, both men and girls who are now commercial designers or illustrators capable of earning from \$1,000 to \$5000 yearly have been trained by the Federal Course. Here's a splendid opportunity to test your talent. Read the rules and send your drawing to the address below.

RULES

This contest open only to amateurs, 16 years old or more. Professional commercial artists and Federal students are not eligible.

1. Make drawing of girl 5 inches high, on paper 6 inches high. Draw only the girl, not the lettering.

2. Use only pencil or pen.

3. No drawings will be returned.

4. Print your name, address, age and occupation on back of drawing.

5. All drawings must be received by Feb. 28th, 1938. Prizes will be awarded for drawings best in proportion and neatness by Federal Schools Faculty.

◀ FEDERAL SCHOOLS ▶ INC ▶
Dept. 3068, Federal Schools Building, Minneapolis, Minnesota

It's Easy TO TRAIN FOR RADIO

IN MY BIG CHICAGO SHOPS



"LEARN BY DOING" IN 12 WEEKS

Here in Chicago, where my big Coyne Training Shops are located, you can train for your start for a good pay job. NOT by correspondence . . . or embarrassing reciting . . . but by Actual, Practical Shop Work, on real Radio, Television and sound equipment. You don't need previous experience or a lot of education, with our Learn-by-Doing Methods. You are first told how to do a thing—Then you are shown how to do it—Then you do the work yourself under the guidance of expert instructors.



PAY TUITION AFTER GRADUATION

Send the Coupon today and I'll tell you all about my quick, easy way to train for your start to a good pay job and a real future in the giant Radio Industry. I'll also tell you how you can get training first . . . then pay tuition in easy monthly payments starting 60 days after your regular 12 weeks' training period.

Earn While Learning Lifetime Employment Service

If you need Part Time Work to help pay living expenses while training, my Employment Department will help you get a part time job. Then after graduation, we will give you FREE Lifetime Employment Service.

ELECTRIC REFRIGERATION Training At No Extra Cost

This combination training (Radio and Refrigeration) can be of great value to you. Many Radio manufacturers also make Electric Refrigerators and men with this combination training are much more valuable. You can NOW get this training without extra cost.

SEND COUPON TODAY!

H. C. LEWIS, President,
Radio Division, Coyne Electrical School,
500 S. Paulina St., Dept. 28-14, Chicago, Ill.
Dear Mr. Lewis: Please send me your Big FREE Book, and details of your "Pay-After-Graduation" Plan.

NAME.....
ADDRESS.....
CITY.....STATE.....



PHOTO-FACTS

A New Magazine Sweeps the Nation!

Following are excerpts from enthusiastic letters, praising PHOTO-FACTS The Pocketbook of Knowledge


"As a reader of the higher type of magazine, I find PHOTO-FACTS more of an educational and historical magazine than any other in circulation . . . N. E. N., Irvington, N. J."

"I want to be one of the thousands to congratulate you for the accomplishment of a magazine containing interesting items of knowledge and learning . . . covering centuries of cause and effect . . . W. R. E., Windsor, Ont."

"When I took two copies of PHOTO-FACTS up to where a group of students were working, the fellows got so engrossed in it that work was at a standstill for most of the afternoon . . . E. A. A., Millbrook School, Millbrook, N. Y."

"I consider it the best magazine I have ever read . . . H. L. S., San Francisco, Cal."

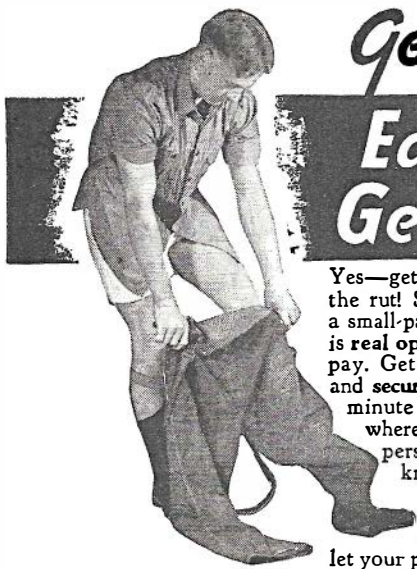
Discover Photo-Facts For Yourself



25c at all newsstands

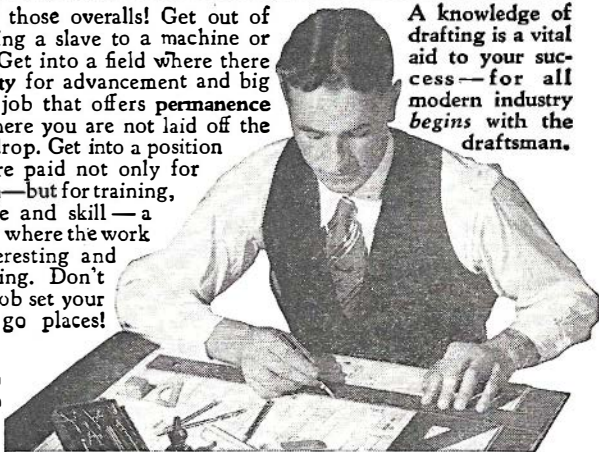
Get Out of Overalls . . .

Earn MORE PAY! Get a BETTER JOB!



Yes—get out of those overalls! Get out of the rut! Stop being a slave to a machine or a small-pay job. Get into a field where there is **real opportunity** for advancement and big pay. Get into a job that offers **permanence and security**—where you are not laid off the minute orders drop. Get into a position where you are paid not only for perspiration—but for training, knowledge and skill—a position where the work is interesting and stimulating. Don't let your present job set your limits. Step out—and go places!

A knowledge of drafting is a vital aid to your success—for all modern industry begins with the draftsman.



**Let ENGINEER DOBE
Show You How To**

Learn DRAFTING at Home

Engineer Dobe can prepare you just as he has trained thousands of successful students, aged 16 to 18 to past 50. His practical "Work-Job" method requires no previous experience. High school education not needed. He offers you a real opportunity to get a complete training in drafting right in your home in a surprisingly few months. Trained draftsmen enjoy good salaries. Engineer Dobe teaches his students until thoroughly trained and until holding a good paying job. That's Engineer Dobe's guarantee.

You'll be amazed at the speed with which you can learn in your spare time by Engineer Dobe's Practical Method. Send coupon TODAY for free book entitled "Success in Draftsmanship."

All Working Tools Furnished

Here's a draftsman's set of tools—sent at once (also a drawing table)—all without extra charge the day you enroll.

Complete Outfit, size 20x25", furnished to you.



These TOOLS and Other EQUIPMENT Given When You Start

Free Book!

ENGINEER DOBE, Div. 4733 Libertyville, Ill.


Send me your free book "Successful Draftsmanship". Please explain how you assist your graduates to good positions as draftsmen.

Name

Address

Town

State



**Send for
FREE BOOK**

Mail the coupon today for FREE illustrated book "Successful Draftsmanship" and full details of Engineer Dobe's remarkable trial offer that includes all necessary tools and equipment. Learn just how you can be trained successfully at home in your spare time. Time is money. Now is the time to prepare. Don't wait another day. Send the coupon NOW for Engineer Dobe's FREE Book.

ENGINEER DOBE
Div. 4733 Libertyville, Ill.

THE WORLD'S FINEST RADIO CATALOG **FREE!**

Paste the coupon on a penny postcard TODAY! You will be amazed at the SAVINGS possible on over 50,000 listed radio items. Tremendous BARGAINS on Parts—Tools—Tubes etc. 70 models of LAFAYETTE Radios at prices that cannot be beaten. Remember—Wholesale will not be undersold. **BUILD YOUR OWN**

Build any of the circuits described in this magazine. We supply parts for all of them. Don't Wait! Send for catalog NOW!

WHOLESALE RADIO SERVICE CO. INC.
NEW YORK, N. Y. CHICAGO, ILL. ATLANTA, GA.
100 SIXTH AVENUE 901 W. JACKSON BLVD. 265 PEACHTREE STREET
BOSTON, MASS. • BRONX, N. Y. NEWARK, N. J. • JAMAICA, L. I.

WHOLESALE RADIO SERVICE CO., INC.
100 SIXTH AVENUE, NEW YORK, N. Y.

Rush FREE 1938 Catalog No. 69-22C8

Name.....

Address.....

City..... State.....

PASTE COUPON ON PENNY POST CARD



ARREST HIM, OFFICER! I'LL HAVE COMPLETE FACTS ON THE OTHER FELLOW TONIGHT!



Secret Service Operator No. 38 is on the job. FOLLOW HIM through all the excitement of his chase after the counterfeit gang. Write NOV for

FREE Confidential Reports No. 38 Made to His Chief!

It may open your eyes to the great opportunity for YOU as a well paid Finger Print Expert. The kind of work you'd like. Excitement! Travel! Thrills! A REGULAR MONTHLY salary. REWARD MONEY. Graduates of this school HEAD 47% of all

Identification Bureaus in U. S. Write for Free Reports, Finger Print Book, low prices. Easy Terms Offer, if 17 or over. Literature will be sent only to persons stating their age.

INSTITUTE OF APPLIED SCIENCE
1920 Sunnyside Ave., Dept. 2353, Chicago, Ill.

LEARN WATCH REPAIRING



AT HOME You can learn by our modern and original system of instruction every part of the Watch repairing Trade at home. You can earn money while learning and prepare yourself for a well paying position or start in business after completing our course of instruction. Good watch repairers are in demand and generally earn very good salaries. For particulars apply to the

WISCONSIN SCHOOL OF WATCH REPAIRING
524 E. Mason St., Dept. C, Milwaukee, Wis.



—of Bargains in Military, Outdoor and Sport Goods, Clothes, Shoes, Boots, Blankets, Tents, Firearms, Boy Scout Supplies, etc. Send 10¢ for copy to be redeemed on first order.



A AND N SUPPLY CO.
Formerly Army & Navy Supply Co.
4813 Lester St., Richmond, Va. EST. 1868



NEW

A GENUINE
JOHNSON
Sea-horse
OUTBOARD MOTOR
FOR ONLY
\$49.50
F.A.B. FACTORY



FREE!

Write for the new Sea-Horse Handy Chart describing the nine great motors of the 1938 Johnson line, including two sensational, low price, bantam-weight beauties with Underwater Exhaust, 360° Steering and Reverse and other exclusive Johnson quality features. Sent free!

JOHNSON MOTORS, 200 Pershing Rd., WAUKEGAN, ILL.
Johnson Motors of Canada, Peterboro, Canada

17 LBS.! SPEED UP TO 6 M. P. H.!

CATCH MORE FISH



Send for **FREE BAIT BOOK**

This practical handbook, for fishermen, is a fascinating, reliable guide to better fishing! It tells how and why Creek Chub True-to-Nature Lures and Flies Catch More and Bigger Fish! Beautifully illustrated! Sent FREE upon request!
CREEK CHUB BAIT COMPANY
433 Randolph St., Garrett, Ind.

No JOKE TO BE DEAF



—Every deaf person knows that—
Mr. Way made himself hear his watch tick after being deaf for twenty-five years, with his Artificial Ear Drums. He wore them day and night. They stopped his head noises. They are invisible and comfortable, no wires or batteries. Write for TRUE STORY. Also booklet on Deafness.



THE WAY COMPANY
741 McKerchey Bldg. Detroit, Michigan

Become an expert photographer

Get into this fascinating field. For pleasure or career. Our famous method of personalized instruction will make you an expert in Commercial, News, Portrait, Advertising, Candid or Motion Picture photography. BIG money-making opportunities. Personal Attendance and Home Study courses, 28th year. Write for Free booklet.
NEW YORK INSTITUTE OF PHOTOGRAPHY
10 West 33 St., (Dept. 153) New York City

Trindl ELECTRIC ARC WELDER

Works Off Any Storage Battery or Ordinary Light Socket...

This New Electric Arc Welder is made possible by the invention of a low voltage carbon. Auto batteries may be used without removing from car. Uses about same current as four headlight bulbs. Can be used on 110 Volt electric light socket or 32 Volt electric light plant by using a Trindl Converter in place of battery. Broken parts are **SIMPLY MELTED TOGETHER** by the white HOT electric arc, in just a few seconds. Produces about 7,000 degrees heat.

HOTTEST FLAME KNOWN

Melts iron and steel instantly. Welds fenders, radiators, holes in bodies and milk cans, tanks and brazes broken castings.

WORKS ON ANYTHING iron, steel, copper, brass, tin or galvanized metal. Permanent repairs made for almost nothing. Used by factories in many operations. Positive money back guarantee.

AGENTS Men with cars to sell mechanics, repairmen and farmers, factories, radio and battery shops. Five minute demonstration makes sales. Up to 150% profit. Write TODAY.



Send for it Today!

TRINDL PRODUCTS, 2229-AH Calumet Ave., Chicago, Ill.

SAVING \$50 A MONTH!



Now WE'RE GETTING Somewhere!

Saving is important—but before you can save you must earn! You must earn more than living expenses. Today, more than ever, it's the trained man who earns—PLUS! And each year thousands of men are getting this EARN-TRAINING by study of I.C.S. Courses. The first step—remember—was mailing this coupon.

INTERNATIONAL CORRESPONDENCE SCHOOLS

Box 2324-P, Scranton, Penna.

Without obligation, please send full particulars about the subject before which I have marked X:

TECHNICAL AND INDUSTRIAL COURSES

- Architect
- Architectural Draftsman
- Building Estimating
- Contractor and Builder
- Structural Draftsman
- Structural Engineer
- Electrical Engineer
- Electric Lighting
- Welding, Electric and Gas
- Reading Shop Blueprints
- Telegraph Engineer
- Telephone Work
- Mechanical Engineer
- Mechanical Draftsman
- Machinist
- Patternmaker
- Foundry Practice
- Sheet Metal Worker
- Boilermaker
- Heat Treatment of Metals
- Management of Inventions
- Diesel Engines
- Aviation Eng.
- Plumbing
- Air Conditioning
- Steam Engineer
- Steam Electric Engineer
- Marine Engineer
- Civil Engineer
- Highway Engineer
- Bridge Engineer
- Bridge and Building Foreman
- Surveying and Mapping
- R. R. Locomotives
- R. R. Section Foreman
- R. R. Signalmen
- Chemistry
- Coal Mining
- Navigation
- Cotton Manufacturing
- Woolen Manufacturing
- Agriculture
- Poultry Farming
- Auto Mechanic
- Heating
- Refrigeration
- Steam Engineer
- Highway Engineer
- Air Brakes
- Pharmacy
- Fruit Growing
- Poultry Farming

BUSINESS TRAINING COURSES

- Business Management
- Industrial Management
- Traffic Management
- C.P. Accountancy
- Bookkeeping
- Secretarial Work
- Cost Accountant
- Salesmanship
- Service Station Salesmanship
- Business Correspondence
- Lettering Show Cards
- Stenography and Typing
- Civil Service
- Mail Carrier
- Railway Mail Clerk
- Grade School Subjects
- High School Subjects
- College Preparatory
- First Year College Subjects
- Illustrating
- Cartooning
- Spanish
- French
- Professional Dressmaking and Designing
- Home Dressmaking
- Advanced Dressmaking
- Millinery
- Foods and Cookery
- Tea Room and Cafeteria Management, Catering

Name.....Age.....

Address.....

City.....State.....

Present Position.....

If you reside in Canada, send this coupon to the International Correspondence Schools Canadian, Limited, Montreal, Canada

Power Pays a Big Profit with a **Red Universal Tractor**

Does all field and left work. Handles easily. Absolutely safe. Operates for 30c a day. Hundreds in use. Buy direct at low factory price. Two weeks trial satisfaction guaranteed. Write for your free colorful catalog.

PIONEER MFG. CO.
Dept. H-38 West Allis, Wis.

EARN MONEY
Make Color-glazed Concrete Products

New, perfected low cost method. No molds, power or costly tools. You build your own equipment from plans we furnish. Experience not necessary to make color-glazed concrete garden pottery, statuary, castings, giftware—in home or shop—to earn money. **NEW—Send 10c TODAY** for complete details of this money making business. No obligation.

NATIONAL POTTERIES COMPANY
Room 8, 13 W. 26th St. Minneapolis, Minn.

AN EASY \$5. A DAY

possible with new perfected invention that lights gas instantly without sparks or flame. A safe and wherever artificial gas is used. Details for 25c.

Automatic GAS LIGHTER

Get In On This Big Money Maker Act Now!

Checked on individual cards with instructions. Sample 10c. Rush \$1 for doz. or \$3 for doz. plus prepaid.

NEW METHOD MANUFACTURING CO.
New Method Bldg., MC-63 Bradford, Pa.

BIGGEST BUY NOW OFFERED—ALL \$1

\$1.00 for all

LEARN TAXIDERMY
WITH LIFE MEMBERSHIP—DIPLOMA

SCHMIDT'S original \$15.00 Complete Professional Training in Taxidermy. Now only \$1.00! Includes this marvelous, brand new book, easily and quickly taught thousands to mount birds, animals. Ask: make investments, an income among the 21st subjects. As comes at once—blank waiting food day. Send only \$1.00 with order or pay postman \$1.00 PLUS postage. Satisfaction guaranteed or money back.

SCHMIDT SCHOOL OF TAXIDERMY, Dept. H-3, Memphis, Tenn.



Chips from the



Proving that MM amateur aviation fans CAN build good airplanes, this three-passenger aircraft was constructed by Robert F. Stryker and Frank Gordon, of Red Bluff, California.

IN THE December issue of MM we featured a short article—"Are Home-Built Planes Safe?"—which concluded by asking readers to send in letters and photographs of airplanes they had constructed. The response was very gratifying and proved that many MM readers have kept up their interest in amateur aviation during the past few years despite the Bureau of Air Commerce regulations which prohibit the flying of home-built planes in all but a few states.

One of the letters received was from Robert F. Stryker, of Red Bluff, Calif., and it contained a photo of a home-built plane that will certainly arouse the interest of many MM readers. The letter, which was awarded this month's first prize of \$5, reads as follows:

Dear Editor:

I am enclosing a photo of an airplane which was built sometime ago by Frank Gordon, a friend, and myself. It is a three-place high wing monoplane, powered by a Hispano-Suiza engine.

Every part for this plane was designed on paper before construction was started. When completed, the plane was test flown by a local pilot and no "bugs" (faults) were found. In fact, not even the wing or tail settings had to be changed, the pilot reporting that the plane flew "hands off" the controls.

We got an "R" license for the plane, but when that ran out we could not secure a commercial license. I have part of a plane nearly finished now, but what is the use of spending money and time completing it when the most I can hope for under present regulations is a permit to fly it for one year?

Robert F. Stryker.

We sympathize with reader Stryker and all other home-built plane fans. It certainly seems unjust to withhold a plane license after a plane has proved its airworthiness by making numerous flights, safely, during an entire year. We will have more to say on the subject of amateur aviation in a future issue of MM.

Midget racers still rank high with a great number of readers and a letter and photo describing one built by E. R. Harford, of Middletown, N. Y., was awarded a \$3 prize. The letter reads:

Dear Editor:

Here is a snapshot of a Midget Miller racer I constructed from MM plans, with the exception of the radiator streamlining. A washing machine motor supplies the power, being mounted at the rear of the chassis. E. R. Harford.


Harford's midget racer is a fine looking one and we compliment him for a job well done.

Trailers are beginning to intrigue MM craftsmen in increasing numbers and a letter and photo describing a home-built "rolling home" won a \$3 award in this month's Workbench contest for Robert C. Vierling, of Webster Groves, Mo., whose winning letter reads:

Dear Editor:

I am enclosing a snapshot of my house trailer, which I built in about five months spare time at a cost of \$230. It is 15 feet long and has ample headroom for a six-footer. Weight is about 1700 pounds.

This is the first home-built project I ever attempted, but I have studied many of your "how to build" books



Proudly, the son of E. R. Harford, of Middletown, N. Y., drives the Midget Miller racer which his Dad built from MM plans. Top—A three-quarter view showing the car's trim lines.

Editor's Workbench



and the knowledge gained certainly helped me when I constructed the trailer.

Robert C. Vierling.

There are plenty of happy days ahead for reader Vierling and other MM craftsmen who have constructed trailers. If you are interested in trailers, secure a copy of "How To Build Trailers" from your local newsstand or direct from MM at Greenwich, Conn. The cost per copy is only 50c.

A letter received from Max Lerner, of Elk River, Minn., was also awarded a \$3 prize. His letter reads:

Dear Editor:

Enclosed is a photo of a midget motorbike which was constructed by a friend and myself. "Wide open," the powered bike speeds along at 22 m. p. h.

The frame is constructed of welded bicycle tubing and is mounted on 12-inch wheels. Power is supplied by a 3/4-horsepower washing machine motor.

Max Lerner.

We are willing to wager that Lerner's novel motorbike creates considerable interest whenever he scoots around town on it.


James M. Calkins, Jr., of Wakeman, Ohio, is another MM craftsman whose letter and photo describing a midget racer was awarded a \$3 prize. He writes:

Dear Editor:

Here is a photo of my son Donald with a midget car I constructed for him. The car has a 56-inch wheelbase, a 28-inch tread and is equipped with real air-filled tires. A washing machine motor provides plenty of power to climb steep hills as well as a top speed of about 15 m.p.h.

A belt tightener, operated by the feet, serves as a clutch. A small hand brake stops the car within a few feet when necessary.

James M. Calkins, Jr.



Another lucky boy whose father built a midget racer for him is Donald, son of James M. Calkins, of Wakeman, Ohio. Note how belt drive engages the washing machine motor power unit.

Young Donald must surely be the most popular boy in his neighborhood when he drives up in his midget car.

We received a letter from an MM reader in Leeds, England, which may interest photography fans. The letter reads:

Dear Editor:

I have long intended to write to you, but neglected to do so until I read your special photography section in the current issue. I think it will be an innovation approved by many of your readers.


In England, MODERN MECHANIX is unique. We have nothing to compare with it and it is appreciated by many of my fellow countrymen who are interested in science, mechanics and photography.

I would like to correspond with American MM readers who, like myself, are keenly interested in photography. My address is 8 Moorfield St., Leeds 12, England.


Ronald H. Downs.

Like reader Downs, many other MM photo fans have complimented us on our Modern Photography Section and we assure them that the section will be continued. We are certain that some American camera enthusiasts will be glad to contact Mr. Downs and exchange ideas on their favorite subject.

Every reader of MODERN MECHANIX is invited to send in photos and letters describing completed workshop projects. We prefer to use photos of projects constructed from MM plans, but we assure readers that consideration will be given to all photos submitted to the Workbench.




Max Lerner's home-built motorbike.



Constituting his first home-built project, this trailer home was constructed by Robert C. Vierling. Complete, the trailer weighs 1,700 pounds.

Do you like RADIO? Does the future of TELEVISION Interest You?



Send for your FREE COPY of this book of FACTS

Full of Instructive Information on Employment
Opportunities and Requirements

You men who are sincerely ambitious to make good in radio and related industries will want a copy of this new book about employment opportunities and requirements. Written in plain, understandable language with no exaggerations and no mis-statements, this free book gives you facts you want to know about these profitable trades. 45 illustrations. Major subjects include Television Theory and Construction, Pick-up Systems, Amplifiers, Transmitters, Receivers, Cathode Tubes, Sound-Recording on disc, Loud Speakers, Talking Picture Projection and Radio Communication.

NATIONAL SCHOOLS is the oldest trade institution in the West. Established in 1905. Occupies its own modern three-story building, exclusively devoted to training ambitious men. Latest equipment. Selected, experienced staff of engineers and instructors. Many students can earn room and board while learning. National students are allowed coach railroad fare from any point in the United States.

NATIONAL SCHOOLS Los Angeles

Request for FREE BOOK of Details

NATIONAL SCHOOLS

Dept. MMR-34000 So. Figueroa Street, Los Angeles, Calif.

NAME _____ AGE _____

ADDRESS _____

CITY _____ STATE _____

GOVT. JOBS

SALARY TO START \$90 to \$175 MONTHLY
MEN WOMEN
Age Range 18 to 50

() Railway Mail Clerk () **POSTMASTER**
() P. O. Laborer () Stock Clerk
() R. F. D. Carrier () Auditor
() Special Agent () Stenographer
() Statistical Clerk () U. S. Border Patrol
() City Mail Carrier () Telephone Opr.
() P. O. Clerk () Watchman
() Elevator Conductor () Meat Inspector
() Spec. Investigator () Secret Service Opr.
() Typist () File Clerk

INSTRUCTION SERVICE, Dept. 233, St. Louis, Mo.
Send me FREE particulars "How to Qualify for Government Positions" marked "X". Salaries, locations, opportunities, etc. ALL SENT FREE.

Name _____

Address _____



New Catalog of TRAILER PARTS

New catalog of trailer parts at bargain prices. Axles, straight, \$5. Drop center axle, \$7.50. Drop center axle undercarriage, \$19.50, complete less tires. Cable-controlled brakes on axle, \$15 extra. Electric brakes—prices on request. Send for FREE Catalog today.
Shamrock Trailer Parts, 12319 Turner, Detroit, Mich.

CARTOON YOUR WAY TO SUCCESS!



DON'T COPY - LEARN TO ORIGINATE!

RAYE BURNS will teach you HOW to CREATE ORIGINAL CARTOONS at home that you can SELL! Course has 26 lessons and 600 illustrations. \$2.98

Send name and address for free details. Only...
RAYE BURNS SCHOOL, Dept. 3, Box 2194, Cleveland, Ohio



RESOLE SHOES FOR ONLY 4¢ EACH

SO-LO mends holes, worn spots in rubber, leather, cloth. Spreads like butter. Dries tough overnight. Flexible, non-skid, waterproof. Won't come off — guaranteed! 25¢ (25 repairs). At all 10¢ and hardware stores.

AVIATION



APPRENTICES

BIG PAY GOOD FUTURE
If you are interested in working yourself into a highly paid position in Aviation under our Apprenticeship Plan—Write, immediately, enclosing stamp—
MECHANIX UNIVERSAL AVIATION SERVICE CO.

Strathmoor Station Dept. A Detroit, Mich.

WIND DRIVEN Electric PLANT



Build Your Own—We Show You How!

Make auto generator light buildings, play radio, run washing machine and other motors from FREE WIND POWER. Earn money making for others. Dime brings complete building plans and 1938 catalogue listing over 500 windcharger elec. items. Most complete windcharger catalog; welders, electric fence, etc., 50 other generator charges into 6-12-32 and 110 volt plants. Satisfaction guaranteed or dime refunded.

LEJAY MFG. CO., 414 Lejay Building, Minneapolis, Minn.

STANDARD GARDEN TRACTORS

Plow Seed Cultivate Mow Hay and Lawns
Powerful Gas Tractors for Small Farms, Gardeners, Florists, Nurseries, Fruit Growers, Poultrymen.
1 & 2 Cylinders
High Wheels. Rubber or Steel Tires. Walk or Ride.
Do Belt Work—Free Catalog



STANDARD ENGINE CO.
Minneapolis, Minn. Philadelphia, Pa. New York, N. Y.
4023 Como Ave. 2532 Market St. 278 Cedar St.

TRY THIS

ALL-PURPOSE MOTO-TOOL

TODAY MONEY BACK TRIAL

SAVES TIME AND LABOR ON ALL CRAFT WORK

Everybody who works with his hands—at home, shop, school or profession—can use the efficient, attractive Moto-Tool to advantage. With this practical machine you can do in seconds jobs that require hours of hard hand work. Moto-Tool handles hair-line precision work or does power jobs with equal ability. Plugs in any A.C. or D.C. socket. Absolutely safe. There are thousands in use.

MODEL 1 \$9.85 Postpaid

Two sturdy Moto-Tools serve every purpose of the craftsman. The No. 1 machine—weighs 6 oz., 25,000 r.p.m.—is recommended for light bench jobs. Model 2—weighs 13 oz., 27,000 r.p.m.—is a more powerful, rugged machine with extra mechanical refinements that shop men want and appreciate. Order on 10-day money back trial. Send for FREE booklet.

MODEL 2 \$16.50 Postpaid

20 pc. Craftsman's tool set, for either model **\$575 Post-paid**

DREMEL MFG. CO. 1027 CT, Racine, Wis.

PIONEER non-sinkable BOATS

12 Models

34 Sizes \$25 to \$167

Time tested for 27 years—America's outstanding values in Row Boats, Fishing, Hunting, Out-board Motor, Ice and Sail Boats! Always ready to use! Endorsed by leading summer camps and resorts! Send post card for 24 page catalog! It's FREE!

PIONEER MFG. CO., 433 Perry St., Middlebury, Ind.

RAISE POULTRY FOR PROFIT

START AT HOME. MARKET WAITING. Carcass, barn or backyard all that is needed. Learn latest methods from our Home Study Course and put cash in your pocket every day. We train you, help you, get facts about our unusual offer NOW! Men and women making money in every state—town and country. Send for illustrated FREE BOOK today!

NATIONAL POULTRY INSTITUTE
Dept. 139-C Adams Center, N. Y.

PLASTEX

The Plastex Industry needs manufacturers on small scale and for big production of Art Goods, Novelties, Souvenirs, etc., in Plastex and Marble Imitation. Experience unnecessary. Equipment and simple instructions furnished for speed production. Small investment brings big returns. Nation-wide demand for these low priced goods. Ambitious men have chance for real prosperity. Our free book will interest and benefit you. Big wholesale season now starting. **PLASTEX INDUSTRIES, Dept. 3, 1085 Washington Ave., New York, N. Y.**

Midget Portable ELECTRIC OR BATTERY Radio

WORLD'S SMALLEST RADIOS

Just a handful—Wt. only 2 lbs.—Size 3 1/2 x 5 1/2—4 tube performance! Midget BUILT IN LOUDSPEAKERS and AERIAL—Requires no ground—Hi-efficiency circuit and quality parts. Has Broadcast, short wave and foreign band! Simple to operate—durable—trouble free. Ideal Radio for Office, Apts., Bedrooms, Colleges, Camps, Trailers, Tourists, etc. Battery model has batteries inside case for use on farms, boats, autos, etc. Electric model uses 110 A. C. D. C. Either model kit of parts for \$8.49—wired and checked \$9c extra or \$8.99 complete ready to listen! Beautiful break-proof cabinets. State Color. **SEND ONLY \$1** and pay postman balance on delivery. (Batteries for battery model \$1.25 extra.) Free catalogue listing 100 other radios at factory price. Order now! Guaranteed. **TINYTONE RADIO CO. M-3 KEARNEY, NEBRASKA**

"I'll prove in only 7 days I can make YOU a NEW MAN"

No other Physical Instructor has ever **DARED** make such an offer.

By CHARLES ATLAS
Holder of the Title:
"The World's Most Perfectly Developed Man"

YOU don't have to take *my* word—nor that of hundreds of my pupils who have added inches to their chests, biceps, necks, thighs and calves. Prove for yourself in just one week that you can, too, actually become a husky, healthy, **NEW MAN!**

My *Dynamic Tension* system does it. That's how I built myself from a 37-pound weakling to "The World's Most Perfectly Developed Man." Let me prove that you can get a big balanced muscular development in the same easy way.

Gamble a Stamp—Mail Coupon for FREE Book!

Dynamic Tension is a natural method of developing you inside and out—without using any pills, unnatural dieting, or tricky weights or pulleys that may strain your heart or other vital organs. It goes after such ailments as constipation, pimples, skin blotches, and other conditions that keep you from really enjoying life.

Gamble a stamp today. Mail coupon for a free copy of my new illustrated book, *"Everlasting Health and Strength."* It shows you, from actual photos, how I have developed my pupils to the same perfectly balanced proportions of my own physique.

Put your name and address down on the coupon. Send it to me personally. **CHARLES ATLAS, Dept. 63, 115 East 23rd Street, New York, N. Y.**

CHARLES ATLAS, Dept. 63, 115 East 23rd Street, New York, N. Y.

I want the proof that your system of *Dynamic Tension* will make a New Man of me—give me a healthy, husky body, and big muscle development. Send me your free book, *"Everlasting Health and Strength."*

STERLING SILVER CUP BEING GIVEN AWAY

This valuable cup stands about 14" high on a black mahogany base. I will award it to my pupil who makes the most improvement in his development within the next three months.

Name (Please print or write plainly)

Address

City..... State.....

BUILT to BEAR a BEATING



• THE heaviest outboard motor won't "shiver her timbers." An Old Town Boat is built to take hard use for years.

Racing. Fishing. Hunting or Cruising. An Old Town Boat is an all-round boat. It gives you the run of the waterways; puts your camp close to any point on the lake—by water. Inexpensive to buy with very little up-keep cost.

FREE CATALOG illustrates boats for sport, for the family, and all kinds of canoes, rowboats, dinghies. Write today. Address Old Town Canoe Company, 463 Main Street, Old Town, Maine.



Learn ELECTRICITY
IN YOUR HOME by Practical Shop Methods

NEW EASY WAY TO BETTER JOBS—GOOD PAY! We furnish dozens of items of Electrical Equipment to train you by practical shop methods doing actual jobs right in your home. Amazing new plan gets results. Write for Free Book and details.

ELECTRIC INSTITUTE, Inc.
Dept. 48C Hinsdale, Ill.

DRAT IT! I SHOULD HAVE PUT SOME 3-IN-ONE OIL ON THIS LOCK!

3-IN-ONE oil is specially blended to keep moving parts clean, free from rust, and lubricated. Use it regularly on hinges, locks, sewing machines, tools. At hardware, drug, grocery and 10¢ stores. Get a can today and try it.

3-IN-ONE OIL

"37 MILES ON 1 GALLON OF GAS"

SAYS ALVIN J. HICKS. A wonderful improved auto gas economizer, which is self-regulating, helps motorist cut gas and up-keep costs, and aids in reducing carbon and getting more power and pick up. Anyone can attach to any auto. Unusual money-saving proposition open for county or state sales distributors.

**NEW IMPROVED GAS ECONOMIZER
SENT ON TRIAL REAL MONEY**

Pay nothing if it does Not Save Gas

and help save auto running expense. Sample sent for trial. Stransky Mfg. Co., C-600, Pukwana, S. Dak. Send name and make car today—a 1c postcard will do.

Agents
Sales Distributors

Startling Demonstrator. Astounds Motorists—convinces them. **RIISING GAS PRICES** make sales easy. Get money-making plan and offer of **NO-COST SAMPLE**. Write quick—be first in your locality.

Learn Advertising at Home

Make money in advertising. Prepare quickly during spare time. Also earn while you learn. No experience necessary. New, easy method. Nothing else like it. Send at once for free booklet—"Win Success in Advertising," and requirements. No obligation.

Page-Davis School of Advertising
3601 Michigan Avenue, Dept. 2053, Chicago, Illinois, U. S. A.

RADIO ENGINEERING

broadcasting, aviation and police radio, servicing, marine radio telegraphy and telephony, Morse telegraphy and railway accounting taught thoroughly. Engineering course of nine months' duration, equivalent to three years of college radio work. School established 1874. All expenses low. Catalog free.

DODGE'S INSTITUTE, Fern Street, Valparaiso, Indiana

MAKE MONEY with your CAMERA

Thousands of publications buy MILLIONS of photos yearly from amateurs. We show you what to photograph, how to do it, where to sell for biggest profits. Learn at home to become a journalistic or press photographer. Pay for course in easy installments. Use any camera. Write for FREE BOOK.

UNIVERSAL PHOTOGRAPHERS, Inc., Dept. 333, 10 West 33rd Street, New York, N. Y.

NEED MONEY?

Write for free booklet describing "107 Plans for Operating a Successful Business of Your Own". Make from \$20 to \$100 a week starting in spare time at home. No peddling or house-to-house selling. Booklet sent free, and without obligation. Write for your copy today.

ELITE PUBLISHING CO.
Dept. G 214 Grand St. New York, N. Y. **FREE BOOK**

LEARN **YOU** **TEACH YOU** **EARN**

LET US AT HOME

NEW COURSE **SIGNS SHOW CARDS** **EASY TO LEARN**

PROFITEER **AND ALL FREELANCE LETTERING**

Write Dept. A
REGINA SCHOOL OF LETTERING
77 W. Washington St., Chicago, Ill.

Be a MECHANICAL REFRIGERATION EXPERT • Earn up to \$75.00 a week

Do You Want More Money?

Mechanical refrigeration offers many opportunities for well paying, spare time and full time jobs. You do not have to give up your present job . . . you study at home in spare time and you really become quite expert without any previous experience . . . statistics prove that mechanical refrigeration is one of the fastest growing industries in America and plenty of money can be made just doing repair work alone on the thousands of installations that have already been made.

13 CHAPTERS

1. History and Development of Refrigeration.
2. Physics of Refrigeration.
3. Heat Transfer.
4. The Compression Principle.
5. Condenser and Receiver of Compression Cycle.
6. Condenser and Receiver Construction, Evaporator Operation.
7. Expansion Valves and Operation.
8. Direct Expansion System, Capillary System, Flooded System, S.Y.S.E.M., Side Float Control Motor and Control Units.
9. Absorption Systems.
10. Refrigerators.
11. Vertical Reciprocating Compression Type of Refrigeration.
12. Domestic Refrigerator Using Rotary and Hermetic Compression Cycle.
13. Commercial Units.
14. Automatic Controls.
15. General Servicing Tips.
16. Trouble Shooting.
17. Absorption System Type of Refrigeration and its Problems.

Many Illustrations.

TRAIN NOW FOR THIS GROWING INDUSTRY . . .

Adrian J. Snyder, a recognized authority on mechanical refrigeration, has completed a book which between its covers takes you step by step from the very beginning of refrigeration itself right up to the present day perfection of mechanical refrigeration, so you will know enough about its work to set yourself up as a local repair man and earn up to \$75.00 a week . . . you need no previous experience. Mr. Snyder's work is so simplified that you become expert very rapidly.

EARN WHILE YOU LEARN

You will be astounded with how interesting you will find "Mechanical Refrigeration and Service" . . . it is written in a form that is more like a story than it is a course of education. You will find simplified examples, pictures and charts which are really short cuts. The electric or gas refrigerator will hold no mystery after you have instructed yourself in the simple mechanisms. Each diagram clearly demonstrates functions of different parts of the machine. The beauty of it all is that you quickly learn and earn.

SEND NOW! THERE'S A REAL IMMEDIATE and FUTURE HERE!

Don't say you never had a chance . . . don't be one of the ones who thinks that there is no future ahead . . . stop crying about hard times and become mechanical refrigeration expert . . . ride with the wave of a very young industry and tomorrow will bring you the success, happiness and fortune you crave . . . this giant industry needs men . . . this giant industry pays men huge dividends. **IT WILL PAY YOU . . . START NOW BY ORDERING YOUR COPY OF THIS VALUABLE BOOK TODAY!**

SEND NO MONEY

Sign your name and address to coupon and rush to us. Your copy sent by return mail, pay postman \$2, plus postage on arrival.



MONEY BACK IF NOT SATISFIED

Louellen Pub. Co.
39 Union Sq., Dept. 1403
New York, N. Y.

Send by return mail, Adrian J. Snyder's instructive book on "Mechanical Refrigeration and Service." I will pay postman \$2 plus postage on arrival . . . if not 100% satisfied I may return in five days and you will refund my \$2 (send \$2 now and we pay postage).

Name

Address

Postman under \$2.00 . . . Cash W.P. only.




GOVERNMENT JOBS

START \$1260 to \$2100 a Year
MANY 1938 APPOINTMENTS EXPECTED

Railway Postal Clerks

Railway Postal Clerks get \$1,900 the first year regular, being paid on the first and fifteenth of each month. (\$79.17 each pay day.) Their pay is automatically increased yearly to \$2,450. Advance may be had to Chief Clerk at \$2,700 a year. (\$112.50 each pay day.)



3 Days On—3 Days Off—Full Pay

Railway Postal Clerks on long runs usually work 3 days and have 3 days off duty or in the same proportion. During this off duty their pay continues just as though they were working. They travel on a pass when on business. When they grow old, they are retired with a pension.

City Mail Carriers, Post Office Clerks

Clerks and Carriers now get \$1,700 the first year on regular and automatically increase \$100 a year to \$2,100 and \$2,300.

Customs Inspector



Salary \$2,100 to start. Men 23 to 45. Work connected with examining baggage and merchandise entering the country from foreign parts covering boats, trains, roads, automobiles, etc.

Many Other Positions

Many other positions are obtainable. Those wishing these positions should qualify at once.

Get Free List of Positions

Fill out the following coupon. Tear it off and mail it today—now, at once.

This investment may result in your getting a big-paid government job.

FRANKLIN INSTITUTE, Dept. M262, Rochester, N. Y.

Rush to me, entirely free of charge (1) a full description of U. S. Government Jobs; (2) Free copy of illustrated 32-page book, "How to Get a Government Job"; (3) List of U. S. Government Jobs; (4) Tell me what to do to qualify for a U. S. Government Job.

Name

Address

Use This Coupon Before You Mislay It. Write or Print Plainly.



"Gee, Mom, Were They All Poor People?"

"Not exactly poor, Bobby. They had money. But they didn't have all the nice things that we have—such as a radio, and electric lights, and a vacuum cleaner. You see, they didn't have electricity, or automobiles, or airplanes. Most of those things hadn't even been invented."

EVEN as late as 1900, only one American home in every seven had a bathtub; one in 13 had a telephone; one home in 30 had electric lights. There were only 8000 automobiles. Manufactured products were scarce and expensive.

Today there are 20 million bathtubs, 18 million telephones, 22 million wired homes, 25 million automobiles, and millions of other manufactured prod-

ucts which were unheard of in 1900 but are now plentiful and sell at a fraction of their former cost.

General Electric scientists and engineers, by applying electrical methods to the tasks of industry, have helped to provide us with the many products that contribute to our comfort and convenience, and to the hundreds of services which we enjoy today.

G-E research and engineering have saved the public from ten to one hundred dollars for every dollar they have earned for General Electric

GENERAL ELECTRIC

Listen to the G-E radio program, with Phil Spitalny and his all-girl orchestra, Mondays, 9:30 P.M., EST, NBC Red Network

W. H. FAWCETT, Publisher

HELIUM METHOD RAISES SUNKEN TREASURE



HUGE fortunes in gold and gems lying in the holds of sunken ships are no longer beyond recovery now that a record-breaking descent of 420 feet has proved salvaging sunken treasures safe and practicable.

Gold-laden ships, previously barricaded by unconquerable depths, were literally

swept into shallow water by the record depth Max Nohl reached recently preparatory to salvage efforts on the S. S. *Lusitania* and *Merida*.

Nohl's record descent was 108 feet deeper than the torpedoed Cunard liner *Lusitania*, down 12 miles off Old Head of Kinsale on the southern coast of Ireland. Since May 7,

1915, the *Lusitania's* strongroom has hoarded \$5,000,000 in gold bullion, packed in wooden chests, and the purser's safe holds another million dollars in money shipments and jewelry. It is 201 feet deeper than the ill-fated *Merida*, sunk in collision 70 miles off the Virginia Capes in 1912, with \$2,000,000 in gold and the former crown jewels of Mexico in her vault. These ships are located and marked with buoys, ready for divers equipped with helium breathing units to raise their treasures.

They have remained untouched so long because of the divers' helplessness in steel armored suits and their inability to leave diving bells designed to withstand overwhelming water pressure. Fear of contracting bends, diving's greatest terror, was also a deterrent.

Nohl has perfected and successfully proven a new type of suit with self-contained helium and oxygen breathing unit, which unfailingly immunizes divers against paralysis, or bends. Supported by equal amounts of pressure inside and out, the suit can withstand pressure at unlimited depths.

The suit is flexible, made of thirty layers of paper-thin rubber, and enables the diver

to operate undersea searchlights and blow torches for cutting through steel bulkheads which bar the way to ships' strong-rooms. It allows full use of the arms and legs. Access to ship's interiors is not hampered by helmet-to-surface air hoses which imperil the diver when fouled. Air lines to the newly-perfected aluminum helmet run only to export valves of the steel tanks of helium and oxygen strapped to the diver's back.

Totally immunized against bends by breathing helium, divers can put in a full day's work cutting or blasting open steel doors without being effected by water pressure. Thus the recovery of sunken gold may be expedited. Otherwise, it was previously a problem how divers could stay with the *Lusitania* long enough to get some work done.

The new helmet is fitted with a telephone so that the user can direct the operations of other divers on the job. With a switchboard on the surface ship, divers on the bottom and surface crews can communicate with each other. When entering wreckage, however, divers can disconnect telephone cables and make them fast below, to avoid fouling or damaging them.

Incorporation of helium in diving has dis-

Diver Max Nohl, first human to breath helium under water, wears a fleece-lined canvas suit under the outer rubber suit, which is one-half-inch thick.

An ordinary football helmet protects Nohl's head against the diving helmet. The device over his nose separates carbon dioxide from the expired air.



pelled old theories that the human body can withstand limited submarine pressure. It proved that man has infinite ability to descend far deeper than previously without ill-effects.

The cause of bends has long been known, but means of prevention is entirely new. The "bends" is literally the poison from fangs of great ocean depths that have defeated divers' attempts to reach coveted fortunes.

In diving parlance, bends is the term for the often fatal paralysis and convulsions caused by breathing excessive amounts of nitrogen. Old methods, involving helmet-to-surface air hoses, require breathing compressed natural air pumped down by compressors. Stepping up the air pressure thus subjects the diver to breathing four to six times the normal amount of



Making a new world's record! Nohl coming to the surface (below) after his remarkable dive of 420 feet.



Not the Man from Mars, but Max Nohl as he appears in his flexible rubber suit with the oxygen and helium tanks strapped to his back. The valves at his left side permit convenient adjustment of the breathing components. He communicates with the surface man by means of telephone.

nitrogen. Atmospheric air contains 79.93 parts nitrogen.

The blood can cope with normal amounts of nitrogen entering it from the lungs, but not excess quantities forced down by compressed natural air. Consequently, the excess forms gas bubbles in the bloodstream. These retard the circulation, even check it

[Continued on page 118]

Device Bores Hole 14 Feet Deep In Ten Minutes




Fitted with a 30- or 36-inch auger, this earth-boring machine is capable of digging a 14-foot hole within ten minutes. The truck's motor supplies power for the digging operations.

Spiral Scoops Remove Snow

PREPARING for winter weather, the City of New York recently purchased three of the latest type snow removing trucks. Each truck features a spiral-drive scoop mechanism, mounted in front of the motor, which serves to dig into snow drifts and forces the snow up into a curved duct from which it is expelled into waiting trucks and hauled away. The snow trucks are mounted on wheels equipped with heavy duty tires, while the chassis are mounted high in order to insure passage over small snow piles and ice blocks. The scoops are lever-controlled.

The spiral-drive scoops on these snow trucks force snow up into the curved ducts which dump it into disposal trucks.



INTENDED for use by power companies, railroads and other large industrial organizations, a newly developed earth-boring machine digs a 36-inch diameter hole to a depth of 14 feet in about ten minutes. Two men, the most that could be used advantageously on a hole of this size, would require about three days to dig the same hole by hand methods.

The boring machine is mounted on a truck, the power for digging being supplied by the truck motor through a gear arrangement. The collapsible digging tower of the borer is 18 feet long and a 20-foot auger shaft is equipped with 30-inch and 36-inch augers which dig to a maximum depth of 14 feet.

The machine rotates on a turntable so that holes can be dug on either side of the truck, or behind it. A large spotlight on the tower of the borer supplies illumination for night work. The operator's seat is placed so that he can watch the digging and control the various operations by means of levers.

Pumpkin Boasts Human Face



Human features were impressed on this pumpkin by means of an aluminum cast mask placed around it when small. As pumpkin grew, cast was removed and features were retained.


AFTER four years of experiments, John M. Czeski, of Madison, Ohio, has succeeded in producing a pumpkin with features like those of a human face. The novel effect was created by placing an aluminum cast around a pumpkin when it was scarcely the size of an indoor baseball and allowing the cast to remain until the pumpkin had filled the inside contours. After removal of the cast, the impression of the features remained on the pumpkin as it grew in size.

Seismograph Has Magnification Of 100,000 Times

A NEW seismograph machine recently installed in the Seismograph Observatory at Fordham University in New York, N. Y., is said to be super-sensitive, possessing a magnification of about 100,000 times. Distant and "local" earthquakes will be recorded with equal clarity, according to experts.

The new machine is so sensitive to the slightest earth tremors, that, when first installed, adjustments had to be made to offset the recording of earth vibrations caused by passing autos, trucks, etc., blocks away.


Mammoth Lathe Constructed



This gigantic lathe is capable of turning castings and forgings up to 65½ feet long with diameters up to 82 inches.

ELECTRICALLY operated by push-button control, a giant lathe developed in Westphalia, Germany, is capable of turning any casting or forging up to 65½ feet in length with a diameter up to 82 inches. The head-stock has 16 controlled speeds, enabling all work materials to be tooled at the most appropriate cutting speed.

The mammoth lathe is silent and practically vibrationless in operation, being provided with continuous oil circulation for all parts.



Dr. William A. Lynch, of Fordham University, New York, N. Y., shown making adjustment on the college's new seismograph machine which boasts a magnification of 100,000 times.


Creates Miniature Gardens

FEATURING compactness and lightness, whereas most indoor gardens are heavy because of the amount of soil needed for plants, novel miniature gardens created by Mr. S. Sasabe, of New York, N. Y., contain no earth at all, each plant being contained in an individual pot which is inserted into false bottoms of the tiny gardens. The gardens range in size from 2x2 feet to 6x16 feet.

Primarily, the indoor gardens each consist of a tin tray upon which are painted the course of streams and lakes, hills of paper-mache, stones and a loamy-looking surface of moss, dyed grass-green. Holes in the tray permit insertion of the plant and flower pots, which can be removed at will to be placed outdoors in the rain and sun for freshening while other plants are substituted in the garden itself, providing an ever-changing scene.



A tin tray, papier-mache rocks, collapsible houses and real plants are features of this novel miniature indoor garden.




From the student Air Corps observers' seats in the new training tower, the diorama map (left) represents the ground as it would appear from an airplane flying at high altitude. Diorama layout can be changed.



Exterior view of bombing range.

Ground Range Trains Air Corps Bombers



Above—Watching the scaled diorama map from circular balconies, the student airmen report their observations to an instructor by means of radio transmitting keys located at each desk. Note instructor on platform slung from tower ceiling.

A MINIATURE bombing range has been developed by the U. S. Army Air Corps to facilitate the training of observers and bombing plane crews. The range consists of a scaled diorama map housed within a tower 65 feet high with a diameter of 68 feet.

The diorama map is located at the base of the tower and balconies extending from the tower walls at heights of 40 and 50 feet contain desks equipped with radio transmitting keys with which the students report their observations to instructors. From their seats in the balconies, the map appears to the students as the ground would from an airplane flying several thousand feet high.

The diorama map features toy soldiers, cannons, trucks, trees, etc., as well as 600 hidden electric light bulbs, the flashing of which can be controlled by the instructor to simulate striking bombs or artillery fire. The students thus learn to observe and direct artillery fire, report troop movements, gun positions, effects of bombing, etc., without actually going aloft in a plane. Of course, this ground training is only elementary, actual flight observations being required of the student before an observer's rating can be obtained




Shown above is a close-up of the diorama map. Note the toy soldiers, cannons, trucks, etc. Six hundred hidden electric light bulbs flash at intervals to represent striking bombs, the locations of which will be reported by the observers.

Surgeon Devises "Mill" To Shape, Cut Living Bone

DESIGNED by a well-known bone surgeon, Dr. Fred H. Albee, of New York, N. Y., an electrically-operated portable bone-graft "mill," weighing four pounds, is used to model living bone with the same precision and nicety that an expert mechanic uses in shaping a metal machine part. The unit has a complete set of miniature machine tools, and enables a surgeon to discard the older hand methods of bone shaping.

The numerous attachments are used to make any desired shape of inlay, wedge, peg, dowel, and screw from bone and also to prepare the cavities in the surrounding bone of the patient, even if deeply imbedded in tissue. In operating the unit, a foot pedal drive leaves the surgeon's hands free for his delicate work. Use of the machine is said to shorten operating room procedure and this, combined with the ease of operation as compared to hand-shaping, relieves the shock and strain on the patient.



This bone-grafting "mill" enables surgeons to mechanically cut and model living bone. Insert shows how device cuts bone.

Cruiser Model Run By Radio



Controlled by radio from shore, this battleship is a perfect replica of French warship *TERRIBLE*. Note torpedo tubes.

COMPLETE in every detail, including gun turrets, torpedo tubes, bridge controls, and miniature sailors, a ten-foot radio-controlled model of the French cruiser *Terrible* has been constructed by an English enthusiast. The miniature warship is capable of performing various sea maneuvers such as full speed ahead, turns and half speed astern, control being exercised by a radio transmitter located on shore.


March, 1938

Novel Auto Goes 122 M.P.H.


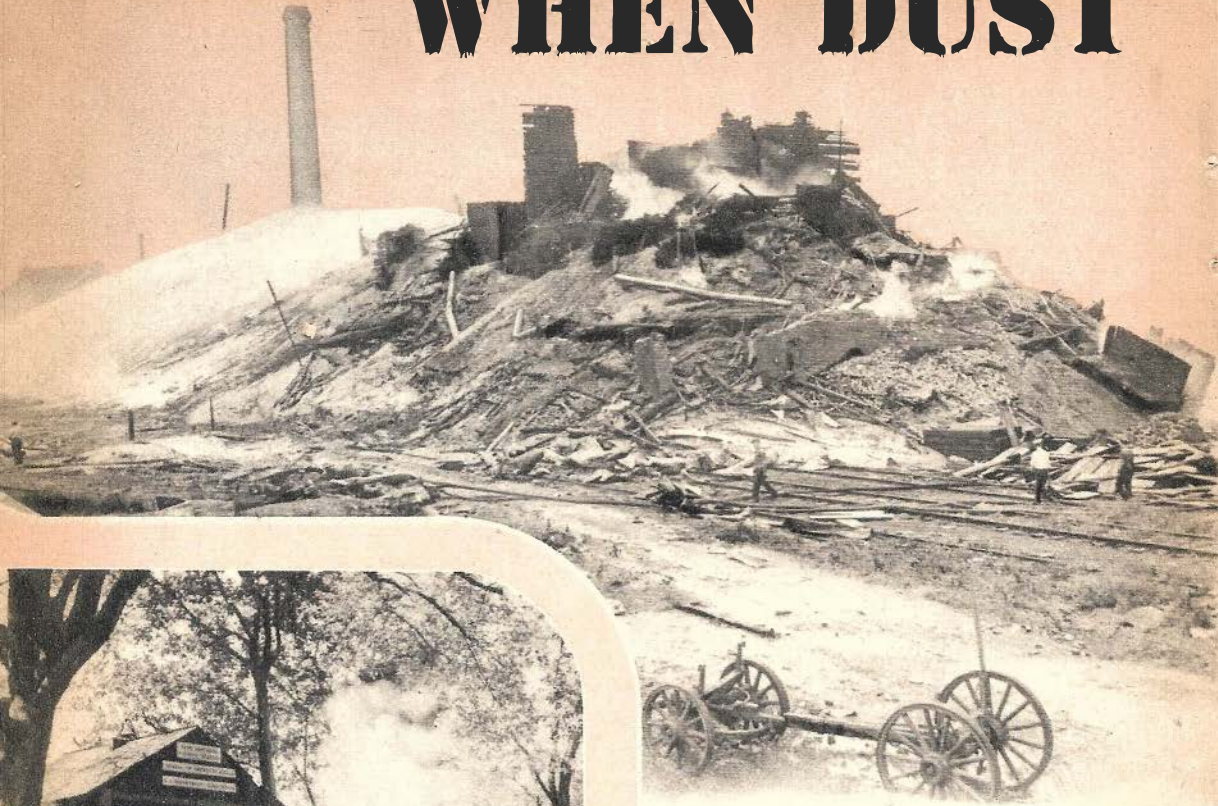
FEATURING a front-wheel drive, electric gear shift and four forward speeds, a new streamlined auto has been designed and built by a Pittsburgh, Pa., manufacturer. The unusual looking car, known as the "Phantom Corsair," is said to travel 122 m. p. h.

The new auto has seats made of molded rubber, without springs, and the body ceiling and interior side-walls are lined with cork composition. To facilitate entering and leaving the car, a small roof door opens simultaneously with the side doors.

Featuring ultra-streamlining, this "Phantom Corsair" auto has no fenders or running board. Close-up shows radiator.



WHEN DUST



When dust from a million bushels of grain exploded in an elevator at Quincy, Ill., all that was left was the smoldering ruins shown above. Left—A U. S. Department of Agriculture testing station for conducting experiments with self-opening windows to determine their value in preventing damage from dust explosions by releasing explosion's pressure. Note explosive flames leaving window.

HAUNTING America's castles—those gigantic, concrete structures dotting the shipping terminals—is a public enemy more deadly than all the ghosts of all the medieval citadels known to man.

"Combustible dust" is the name of this insidious foe. It lurks in 28,000 elevators, mills, factories and warehouses, a constant menace to the lives of 1,325,000 Americans and \$10,000,000,000 worth of property. It explodes with more destructive violence than a gangster's bomb, haunts industry more persistently than its many victims' ghosts, and mocks inventors' efforts to circumvent, ensnare or confine it.

An example of its devastating power is afforded in the case of a 10,000,000 bushel grain elevator in Omaha, Nebraska, the big-

gest of its kind in the world, where this public enemy appeared suddenly one noon and blew four men to their death. United States agents came a running, but as usual, the murderer had vanished into thin air leaving nary a clue.

The Omaha elevator was considered blast-proof. Newly built, it embodied numerous ultra-modern tricks of construction. One of the most interesting was the manner of attaching the roof. Though bigger than a circus tent, the entire top of the elevator was suspended with cables. Should there be an explosion, the builders thought, this roof would be lifted into the air and the pressure inside relieved. Then the roof would drop back down. Such harm as might be done would be comparatively slight.

But the blast, when it came, roared right through that suspension roof, carrying two men with it. One landed outside, killed instantly; the other fell back through the

EXPLODES

As destructive as a racketeer's bomb, combustible dust exacts its toll of business.

by Volta Torrey

Three hundred firemen worked through the night to keep the blaze from spreading when exploding grain dust wrecked this elevator in Chicago, Ill., causing damage estimated at one million dollars.

roof into a bin full of soft grain, unharmed.

Two other persons were crushed and suffocated beneath the mountain of grain and machinery and it took three days for firemen to tunnel their way through the wreckage to the bodies. Even this was done only at great risk. From a score of cracks, grain trickled through in steady streams, any one of which might grow into a death-dealing deluge at any moment. This also kept the air surrounding the workers constantly saturated with the dangerous dust.

Equally horrible, but in another way, was a bronze company plant explosion in Painesville, Ohio. Firemen sped to the scene, but dared not throw water on the blazing ruins—even though they knew human beings were in the inferno—because the explosion had been caused by aluminum powder and to put water on it would only have caused more dynamic blasts.

This tragedy was unique in that one of the victims lived long enough to tell what touched it off. A mechanic, he said, dropped one of his tools on a piece of sheet metal. It



Five successive explosions of combustible dust virtually tore the entire wall out of a twelve-story grain elevator in Baltimore, Maryland, as shown above.

gave off a spark and this set fire to some aluminum powder which had accumulated.

The worker ran for a pail of sand, the customary method of fighting such fires being to build a wall of sand around them and let them burn themselves out, without spreading to other places. In his excitement, this laborer forgot the rules. Instead of building a little bank around the fire, he threw the sand on it. There was a flash—and five of the six men in the plant at the time were killed.

Sometimes the "enemy" seems to delight in taunting investigators. After a wood dust explosion in a chair company plant at Cleveland, Ohio, an inspector was sent to examine the plant's boiler.

He used an open torch, just as he had been doing for 20 years, setting it down inside the boiler so he could tap the pipes. The pounding dislodged some dust which had settled on them. It fell on the torch, ignited and exploded. Luckily, the flash passed over the inspector's head and he was not injured.

All these and many other explosions were investigated by Dr. David J. Price, principal engineer in charge of the Chemical Engineering Division, Bureau of Chemistry and Soils, United States Department of Agriculture, and his staff of scientists. These men have no police powers, although they sometimes are called "dust detectives." Their whole concern is scientific research, and thanks to them the United States leads the world in this particular work.

These experts have found that any kind of dust which will burn is likely to explode. Why does the dust explode? Simply because the rate at which it burns is determined by

the amount of its surface which is exposed to oxygen. When fire travels from one particle to another, and encounters resistance in some form, there is an explosion. That's all a dust blast really is, a spurt of flame darting quickly from one fleck of combustible matter to another. And it's just too bad for whoever or whatever gets in its way.

Since 17 persons died in a Richport, Vt., blast in 1908, and heavy damages were collected in the courts, possibly because of the management's neglect to install full safety devices, elevator owners and other industrialists have been extremely interested in preventing these explosions.

But it is no easy matter. Despite the best efforts of inventors, dust still collects in the air in many factories and warehouses. And

[Continued on page 118]



Six men were killed and six injured when a grain elevator in South St. Louis, Mo. (above), said to be one of the largest in the world, was added to the list of dust-blasted buildings. Relatives and friends await removal of victims' bodies by firemen. Note blown-out windows.



Left—The devastating power behind dust explosions is vividly shown in this photo of the wreckage of a packing plant in Kansas City, Mo. Seven workers were trapped under the pile of debris until released by firemen after four hours of digging.

Modern Mechanix

Germany's Latest "War Bird"



CAPABLE of speeds exceeding 300 m. p. h., according to report, and boasting an armament of four machine guns and six 20-pound bombs, the HE112 pursuit plane pictured here is Germany's latest bid for supremacy in the European nations' race to build a superior air force.


The sketch at top of page provides a graphic comparison of the design, armament and speeds of war planes of 1918 and modern pursuit planes. The large center sketch shows details of the equipment of the HE112. Note the position assumed by the landing gear wheels when fully retracted during flight.

March, 1938



The new German HE112 pursuit plane is powered by a 685-horsepower engine. Note holes in wing and motor cowling for machine gun armament.

Rubber Tracks Reduce Noise Of Tractor Operation



Tracks made of specially prepared rubber (close-up) enable this tractor to do its customary work efficiently and to travel along highways as silently as a rubber-tired truck.

Auto Has Windshield Washer

CONTROLLED by a small button concealed on the flange of the instrument panel, a new device for spraying two fine streams of water on the windshield to clear away road splash, mud, rain spots or insects is a featured accessory of an automobile produced by a well-known manufacturer. The entire mechanism is vacuum operated, and is said to be faultless in operation.

The complete windshield cleaning unit consists of an automatic pump and a water container mounted on the dash under the hood. Rubber tubes connect the water container to small pipes, installed in the wiper castings at the base of the windshield, from which the water is ejected when desired.



Mounted on the dash under engine hood, this cleaning unit ejects a fine spray of water on windshield at the mere pressure of a control button concealed on instrument panel.

WHEN fitted to an ordinary tractor, a newly developed rubber-jointed track enables the machine to travel along a highway with no more noise than an ordinary truck rolling on pneumatic tires. In addition to the great advantage of silence, the rubber track requires no lubrication and less engine power is needed to run the tractor, as the track joints are practically frictionless in operation.

The cushioning quality of the rubber track eliminates shocks, thus insuring longer life for the entire tractor mechanism. Al-

though no estimate as to the probable life of the rubber track has been made, tests made in England, where the track was developed, indicate that there is very little wear of the specially prepared rubber under average working conditions.

Heater Fits Hot Water Bags

SCREWED into the neck of an ordinary rubber hot water bag in place of the usual stopper, a newly developed automatic cartridge-type heater unit plugs into any convenient electrical supply outlet and provides the means whereby the water in the bag can be kept hot for long periods. The amount of heat generated is controlled by an adjustable built-in thermostat.


The automatic heating unit eliminates the sudden shock incurred when applying an ordinary hot water bag, since the water is placed in the bag while only luke warm and is gradually raised to the desired temperature by means of the heating unit.



Portable Device Simplifies Metal Hardness Tests

A NEWLY developed instrument, the Telebrineller, is said to simplify metal hardness tests in the field, remote from laboratory facilities, and around industrial plants. Weighing only six and a half pounds, it can be carried to the job at hand, eliminating the necessity of dismantling the equipment to be tested.

To use the device, a metal bar of known hardness is inserted within a tube in the instrument, which is then held against the metal over the spot to be tested. An "anvil" on the instrument is then struck a sharp blow with a five-pound hammer, the impact being transmitted equally from the anvil to the bar and, through a small metal ball, to the surface of the metal being tested. The impact, being equally applied regardless of the force of the blow, results in impressions in the bar and metal being tested, the diameters of which are relative to the hardness of the bar and specimen, respectively.



Tapped with a hammer (left), a ball in this newly developed instrument makes an impression in a metal bar of known hardness and in pipe being tested. Comparison of diameters of the impressions made (right) enables operator to determine hardness of metal pipe. Insert shows device's construction.

Museum Has "Human Book"

AMONG the recent additions to the exhibits at the Museum of Science and Industry in New York, N. Y., is a "human book"—a full size reproduction of a male torso and head which is arranged in vertical leaves, each leaf showing organs that compose the body structure of a human being. The leaves of the human book can be removed separately for study by students.

Boys Build "Pumpmobile"



By combining half a bicycle with a coaster wagon, as shown here, two boys in Dobbs Ferry, N. Y., developed a machine which they call a "pumpmobile." Both take turns at pedaling.

TWO young inventors in Dobbs Ferry, N. Y., combined their resources, consisting of half of a bicycle and a four-wheeled coaster wagon, to produce a novel vehicle which they call a "pumpmobile." The fork of the bicycle was mounted on the rear of the coaster wagon, locomotion for the combination vehicle being secured by pedaling the bike's one wheel.



Featuring layers that open like the leaves of a book, this model of a man's torso and head is on display in a museum.

MAIL PLANE TO BE LAUNCHED IN MID-AIR



Carrying a load of 20,500 pounds, mail and fuel, the small seaplane component of this composite aircraft will be launched in mid-air from top wing of the larger plane, after which the small plane will carry its mail cargo from England to America.

THE modern demand for long range flying at high cruising speeds has presented a take-off problem for highly loaded airplanes. As one solution to the problem, Major Robert Mayo, of England, has designed a composite aircraft, which consists of a small, fast, heavily-loaded seaplane mounted atop a huge, lightly loaded seaplane, the larger plane serving to carry the smaller one aloft to an altitude of about 10,000 feet before launching it.

The powerful four-engined lower component of the Mayo Composite Aircraft, as the novel craft is officially named, is equipped with a special strut-type structure to which the smaller, but heavily loaded, seaplane is firmly attached. Until the actual planned separation of the two aircraft has been made in mid-air, the controls of the smaller plane are locked to prevent a premature launching.

The combined wing area of the small and large seaplanes enables a take-off to be made from the water with a minimum run. Use of the larger seaplane as the launching medium enables the smaller plane to be loaded to its maximum of 20,500 pounds (mail, cargo and fuel), providing a cruising range of about

3,800 miles at 180 m.p.h., which will enable the mail carrying plane to fly non-stop from Southampton, England, to New York, N. Y. Trial flights of the composite aircraft are now being conducted and on the cover of this issue a MODERN MECHANIX artist has depicted the aerial launching as it will appear to observers.

Metal Table Folds, Tilts Top


WEIGHING only 8½ pounds, a newly developed adjustable table features a top that can be suspended over a bed or chair directly in front of the user. The top can be tilted to any angle as shown below, and its height is adjustable to any point from 25 to 42 inches above the floor. The table is built of metal and can be folded so that it occupies space no larger than its 21x16-inch top.



Tractor-Dragline Can Be Transported On Truck


ELIMINATING the necessity of employing a huge slow-moving platform-trailer when being moved from one job to another, a newly developed tractor-dragline weighs only six and a half tons and can be transported on a speedy motor truck. Despite its small size, the new machine is capable of digging two ordinary house basements daily, its shovel scooping up three-eighths of a yard of dirt at one load.

Known as a "shovelette," the machine's light weight is made possible by a nice balance of the operating machinery and the elimination of all excess counterweight. Facilitating transportation, the tractor-dragline mounts a truck under its own power by means of a ramp.



Although small in size, this tractor-dragline is capable of digging two ordinary house basements daily. Its light weight (6½ tons) enables it to be transported on a small motor truck.

Test Streamlined Motorbikes



These streamlined motorbikes were recently tested in a foreign road race. One machine features a retractable third wheel (right) while the other has a wheel covered by a nacelle.

TWO entirely streamlined motorbikes recently competed in a test race held near Frankfurt, Germany, in an effort to qualify for entry in the International Record Race to be held there. The speeds attained were not made public.

One of the motorbikes featured a lateral third wheel support which could be retracted at will, while the other had a stationary third wheel covered by a streamlined nacelle.

Giant Coffee Urn In Service

THE U. S. Coast Guard base at New London, Connecticut, has been provided with a coffee urn which is believed to be the largest ever constructed. It holds 60 gallons of water and the handle on its cover is just within reach of an average size girl. The big coffee maker is the center of attraction on cold nights for men returning from chilly excursions aboard patrol boats.



Standing on her toes, this young lady can just reach the top of a huge urn used to make coffee at a U. S. Coast Guard base.

Twin-Engined Plane Flies 250 Miles On One Engine



With one of its two 285-horsepower engines stopped, this Beechcraft transport plane flew 250 miles at 125 m.p.h.

USING only one of its two 285-horsepower engines, a Beechcraft Model 18 transport plane successfully completed a flight between New York and Philadelphia, Pa., covering a total distance of 250 miles at a speed of 125 m.p.h. With its two engines functioning, the transport ordinarily cruises at approximately 195 m.p.h.

The Beechcraft took off from Floyd Bennett Airport, Brooklyn, N. Y., using both engines.


Once in the air, the port engine was stopped and the propeller held stationary by means of an ordinary automobile brake drum assembly, which was balanced and machined to fit the propeller shaft.

Water Lights Lifeboat Lamp

AN AUTOMATIC lifeboat lamp that lights only when the boat is in contact with salt water has been invented by Gunnar Winckler, of Worcester, Mass. The salt water, which conducts electricity, fills a well in a "battery" which supplies electric current to the lamp, completing the circuit. When the boat is hauled out of the water, the salt water in the well leaks out, breaking the circuit and extinguishing the lamp.


Locomotive Tries Milk Fuel

DEMONSTRATING its energy value, two tons of dried milk in the form of briquets was used in place of coal to fuel the locomotive of the Dixie Limited at the start of its run from Chicago Depot to Florida. The substitute fuel is said to have burned readily, providing as much heat as coal.



Demonstrating its energy value, dried milk briquets were used as a substitute for coal fuel on a Chicago-Florida train run.

Coaxial Phone Cable Tested



Top—Although smaller than an ordinary telephone cable, the coaxial cable (fourth from right) carries 240 telephone messages simultaneously. Lower—Coaxial cable construction.

BELIEVED to be the most important advancement in telephony in nearly two decades, a coaxial cable placed in test service between New York, N. Y., and Philadelphia, Pa., enables 240 telephone messages to be transmitted simultaneously. The cable is so new that machinery for manufacturing it commercially has not yet been patented.

"Moving Mountain" Threatens Californians' Homes

THE homes of several residents in the Elysian Park section of Los Angeles, Calif., have been menaced by a mountain slide which smashed a bridge approach before it came to a rest within a few feet of the dwellings located along Riverside Drive. The mountain first gave way at its base, followed by cracks at the top which resulted in a total drop of more than 50 feet.

Residents in the threatened homes, reluctant to leave, set up crude devices to measure the extent of the daily progress of the slide. City officials, likewise, checking the "moving mountain," installed a siren alarm with which to warn the home owners when the time for immediate evacuation arrived.



Machines Help Map Makers

TOPOGRAPHICAL maps, many of which are sold to the public for as little as ten cents each, are made on specially designed machines costing \$30,000 each. There are only three of the machines, which are known as aerocartographs, in the country and they are operated by the U. S. Geological Survey Bureau in Washington, D. C.

Stereoscopic plotting of contour lines on topographical maps printed by the Geological Survey Bureau is made possible by three aerocartograph machines like the one shown here.




Top—Aerial view showing the mountain slide which menaces the homes of residents in a section of Los Angeles, Calif. Lower—Pointed sticks held over a crack on mountain's crest serve as a means of determining whether a new slide threatens.

Invents Non-Blackening Bulb

AN ELECTRIC light bulb which, it is claimed, will not blacken during its lifetime, has been invented by Richard E. Smith, of East Cleveland, Ohio. A built-in screen, which prevents vaporized metal from the filament, heated to incandescence by the electric current, from reaching the inner surface of the bulb, features the invention.


Blackening of the bulb surface, which cuts down the amount of light given out, is considerable in the gas-filled types now in general use throughout the country.

The BOEING



The Boeing 40-B4 (left) helped make history by flying pioneer air mail and passenger routes.

An interest in aviation as a hobby led to the building of the world's largest bombing planes.



Circle—A squadron of Boeing P26-A low-wing pursuit planes in flight over Riverside, Calif. Introduced about 1932, these planes were regarded as the world's fastest single-seater fighting planes, having a speed of more than 235 miles per hour.

TO ANYONE familiar with aviation, the name Boeing calls to mind the engineering of a variety of aircraft from small fast pursuit ships to big four-engined "flying fortress" bombers and commercial transports. A two-decked flying boat with a wing span of 152 feet, which will be capable of carrying as many as sixty passengers and a 107-foot span low-wing monoplane, designed for high altitude and sub-stratosphere flying, are being developed by Boeing at this time.

It is interesting to note that the founding of the Boeing organization and the eventual engineering of these super transports is the result of an accident. Back in 1916, William E. Boeing, who had become interested in aviation as a hobby, and had learned to fly in California, had a crack-up with his plane. In contemplating the possibility that the damaged craft might be repaired in Seattle, he finally decided that an entire new plane should be built. Gathering a small group of interested men, he formed the Pacific Aero Products Company and in a small one

room plant production was begun on the first Boeing ship, the B & W seaplane trainer of 1916. An unequal span twin-float biplane fitted with a 125 h.p. Hall-Scott motor, it had a cruising speed of some 60 m.p.h.

In 1917 the name of the organization was changed to the Boeing Airplane Company and the plant continued to produce training planes in the hope that they might prove acceptable to the U. S. Navy. The following year the first sizeable order was received from the Navy for fifty training planes of the "C" series. These two-place, twin-float biplanes were powered with A-7A Hall-Scott water-cooled engines.


In 1928 Boeing began pioneering in the field of commercial aviation with the production of the B-1 flying boat. This three-place job was constructed of spruce and ash framework with a two-ply cedar hull. Equipped with a 200 h.p. Hall-Scott, this flying boat had a top speed of approximately

PLANES

by Robert H. Rankin



The Boeing B-1 flying boat (above), a pioneer mail carrier, was built in 1919. Still airworthy, it was retired from service after flying approximately 350,000 miles and wearing out six engines.



Circle—William E. Boeing, famous airplane designer and builder. Above—A giant in its proportions and sleek in its streamlined beauty, the YB-17 four-engine bomber met with Uncle Sam's approval, the Air Corps ordering thirteen. Compare its size with that of the men standing in the background. Plane has wingspan of 105 feet.

95 m.p.h. It was with this boat that Edward Hubbard opened the nation's first privately contracted airmail service and the first international airmail service, between Seattle, Wash., and Victoria, B. C. By the time it was retired from active service, still airworthy, it had flown some 350,000 miles and had worn out six engines.

The first large Army order came to Boeing in 1921 when 200 MB-3A single-seater pursuit planes were contracted for. Of wood and fabric construction, they were powered with 300 h.p. Wright H-3 water-cooled engines and were built to a design furnished by the War Department. The MB-3A had a top speed of 140 m.p.h. and an absolute ceiling of about 21,200 feet.

Two years later Boeing began the production of the first pursuits built to their own design. These craft, known as PW-9's, were the first pursuits to be fitted with oleo shock absorbers. With a welded steel fuselage, fabric covered, and with wood and fabric wings, the PW-9 type was powered with the 425 h.p. D-12 Curtiss 12-cylinder engine which gave it a top speed of 160 m.p.h.

In 1925, Boeing developed the PB-1 patrol boat for the Navy. An interesting feature of this flying boat was the hull which was built of duraluminum up to the water line, above which it was built of plywood. This type of construction eliminated both weight and soakage danger. The PB-1 was one of the largest flying boats of the period and was



Produced in 1929, the P-12 single-seat, biplane pursuit plane (left) became standard equipment with the Army Air Corps. Later, as the F4B, this Boeing plane also became a standard U. S. Navy fighter.



Shown below is the Boeing XB-15, the "big brother" of all four-engined bombers. The Air Corps' largest airplane, the XB-15 has a 150-foot wingspan, weighs more than 30 tons and is powered with four 1,000-horsepower engines. Because of its six machine guns, the gigantic bomber is known unofficially as the "flying fortress."

powered with two 800 h.p. Packard engines mounted in tandem. It had a maximum speed of 112 m.p.h. and a range of more than 2,000 miles.

In 1927 Boeing definitely entered the commercial field when the organization was awarded a contract to fly the mail between Chicago and San Francisco. The Boeing bid for this contract was but half that of the nearest competitor and financial observers called it frenzy, believing it could never be successful. However, in a period of but five months, Boeing designed, produced and placed in active service a fleet of 25 mail-passenger planes, known as the Model 40-A's. These craft were two-passenger biplanes powered with Pratt & Whitney Wasp engines and they helped to make the Boeing mail venture highly successful. The 40-A's were followed by the four-passenger P & W Wasp powered 40-B's and the four-passenger Hornet powered 40-B4's.

In 1928 the Model 80 tri-motored, 14-passenger biplane transport was introduced. With its three 525 horsepower P & W Hornets, the Model 80 had a top speed of 138 m.p.h.

fully loaded and it brought a new degree of travel comfort to the airways. It was with planes of this type that United Air Lines established a 27-hour coast to coast service over the mid-continent route of their system.

In 1929 the famous P-12 pursuits were produced and within a short time they became standard service equipment in the U. S. Army Air Corps. Later as F4B's they became standard with the Navy. Especially noted for their speed and maneuverability, these single-seater biplanes were powered with 450 h.p. Wasps and had a high speed well over 170 m.p.h. The Army version of this type was developed as the P-12A, P-12B, P-12C, P-12D, and P-12E, while the Navy edition was developed as far as the F4B-4, attesting to its ability.

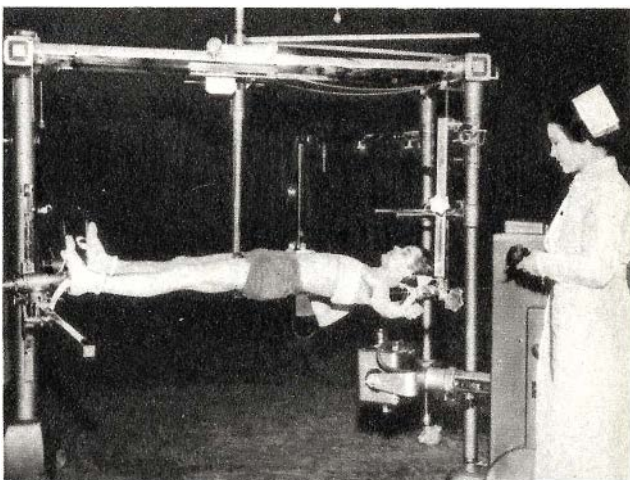
The year 1930 brought the introduction of the Monomail, the first successful American commercial smooth-skin, all-metal plane. This was also the first plane to be fitted with a retractable landing gear. It carried five passengers, their baggage, and 700 pounds of mail at a top speed of 160 m.p.h. This Hornet

[Continued on page 122]

Frame Suspends Patient For Surgical Operation

ALTHOUGH it resembles a medieval torture machine in general appearance, a newly developed operating room frame is said to provide increased comfort for the patient and affords the surgeon free access to the field of operation. The frame is specially designed for fracture and orthopedic operating work.

The new apparatus employs the principle of suspension from above, rather than support from beneath and the patient's body lies on padded rests at the head, small of the back, and below the thighs. The feet and hands are strapped to other supports on the frame.



This is not a torture rack, but the latest type of fracture and orthopedic operating frame. Patient's body is suspended, affording surgeons an unrestricted operating field.

Restaurant Resembles Ship



This reproduction of a sailing ship's bow and bowsprit helps an Erie, Pa., restaurant to attract patrons. Note rigging.

A SEA food restaurant in Erie, Pa., provides diners with a real nautical atmosphere. Customers are attracted to the restaurant by show windows which are fitted into a reproduction of a bow and bowsprit of an old sailing ship, complete with rigging. A ship's bell, ringing out the half hours in sea-going style, also helps to attract diners.

When the prospective diners enter the restaurant they are further impressed by an interior resembling a real ship, as lanterns, anchors, rope, and other nautical paraphernalia adorn the walls.

To obtain addresses of manufacturers of products mentioned in MODERN MECHANIX, send a stamped and self-addressed envelope to the editors.

March, 1938

Plane's Cabin Slides Open

A NEW all-metal sportplane produced by a western manufacturer features a cabin with an overhead sliding hatch which facilitates entrance and exit. In flight, the hatch may be kept open, closed or locked in several intermediate positions.

Entrance to the plane's cabin is accomplished by use of a walkway along the wing at a point next to the fuselage. The step onto the wing is not high enough to cause inconvenience to passengers or pilot. The plane also features an automobile type engine hood, which operates on hinges, thus providing easy access for motor adjustments, minor repairs and valve clearance checks.



Constructed of glass, the sliding hatch of this sportplane not only enables the pilot and passenger to enter without stooping, but also provides excellent vision in flight.

Medicated "Shots"

Preserve Poles



Chained over shaved pole butts, rubber tubs (above) hold termite-killing "medicine" which is supplied, under pressure, until chemicals have had ample time to impregnate the sap wood. Below—Placing a tub on butt.



Above—The chemical mixing and storing plant. Below—This compressor provides constant pressure on chemicals in the rubber tubs clamped tightly around pole butts.



TO PROTECT wooden poles and piling against the ravages of termites and marine borers, a Seattle, Wash., firm has developed a compressed air system of impregnating the wood with medicated "shots" consisting of a mineral-salt compound with an arsenic base. The "medicine," which can only be forced into green wood containing sap, also makes the wood highly fire-resistant and increases its strength.

The impregnating process takes from four

to seven days to completely treat a 40-foot pole. The butt of the pole is peeled down with a draw shave to an approximately circular form without cutting into the sap wood and a rubber cap, resembling a wash-tub in form, is then placed over the butt, being held tightly in place by wire cables and chains.

The rubber cap has a nozzle to which a hose line leading to tanks containing the "medicine" is connected. A compressed air engine is then used to force the chemical solution into the rubber cap where it gradually is impregnated into the sap wood.

French Flivverplane Has Novel Wing Arrangement

POWERED by a motor of only 20-horsepower, a newly developed French "flivverplane" is said to be capable of traveling at a speed of 95 m.p.h. Enough fuel can be carried by the tiny plane to insure a minimum cruising range of 350 miles.

Boasting two wings of novel shape and design, the diminutive plane presents an unusual appearance both in flight and on the ground. The front wing is tapered and connected to the fuselage at a point in front of the cockpit. The rear wing is tapered, has a forward sweep, and features airfoil panel controls which serve as ailerons for banking the plane during turns and as an elevator to control the plane's climb or descent.



Presenting a novel appearance because of the peculiar arrangement of its wings, this French "flivverplane" is said to travel at 95 m.p.h. and has a cruising range of 350 miles.

Amateur Creates New Glue



In his cellar laboratory, Benjamin K. Albrecht, an amateur chemist, compounded a glue long sought after by skilled chemists. It enables metal sheets to adhere to wood, plaster.

IN A SMALL cellar laboratory, Benjamin K. Albrecht, an amateur chemist, is said to have solved a problem which for years has been the despair of industrial chemists—the compounding of a glue that would cause thin sheets of copper, brass or other metal to adhere smoothly to plaster or wood surfaces. The Albrecht adhesive defies chemical analysis because some of the ingredients vaporize before they can be properly identified by chemical tests.

Rather than organize a company, which would necessitate disclosure of his formula, Mr. Albrecht plans to produce the new adhesive on a small scale only.

March, 1938

Biologist Checks Bird Flight

DUCK hunters sometimes declare mallards, pintails, and other waterfowl they miss were traveling 75, 100 or even 150 m.p.h. More likely, the birds were flying between 40 to 70 m.p.h., according to a report made to the Department of Agriculture by May Thatcher Cooke of the Biological Survey Bureau. The report includes tabulated records on the flights of more than 100 classes of birds found in the U. S.


The report states that the age, state of plumage, and other physical conditions of the birds result in varying flight speeds even for birds of the same species. Wind and other atmospheric conditions also cause speed variations, but tail winds do not help the birds' flights as much as might be expected. This is explained by the fact that in order for a bird to remain aloft it must rest on a current of air against the under side of the wings and this current must come from the front, not from behind, the backward tilt of the wings catching the wind.

Tiny Watch Worn Like Ring


CAPABLE of running for 46 hours without rewinding, a tiny watch developed by a Swiss manufacturer is fitted to a band and worn like an ordinary finger ring. The watch features unbreakable glass.



Worn like an ordinary ring, this watch keeps accurate time.



Right.—The car of the future will probably have bumpers on all sides and carry gasoline and water in its hollow tubing body framework, which will be of unusual strength due to further developments in metallurgy. Above.—A cowl assembly testing machine in a modern auto plant. These cowls were oscillated sideways, forward and backward 250,000 times without showing any trace of joint trouble.



COMING

SAFE because it's unbreakable—is that the picture of the automobile as it will be in the near future?

Many engineers say "yes," pointing to the greatly fortified 1938 car as evidence. The majority of them agree that if cars can be built with sufficient strength to withstand today's punishment it should be but a short step to a car that can take a bad spill and not be any the worse for it.


The idea that cars should crack up when they collide is coming to be regarded as a relic of pioneer days in motordom. Many years ago engineers decided that unless they built what is known as a high "factor of safety" into each of the car's major units there could be no real endurance. Cars would not be practical with rear axles breaking down at every abrupt start or with springs collapsing every time a bad bump came along. Now the demand is for greater security against the possibility of damage from collisions of all kinds.

This is indicated in the offering of grille guards and special bars for use in reinforcing the bumpers. It is not improbable that we will witness a revival of one of the features of the erstwhile Marmon car, in which the steel running boards served as side bumpers.


One of the popular attractions at amusement parks is the midget automobile which is surrounded by a continuous bumper. So much strength is provided by this simple arrangement that the driver can strike the wall or collide with another car without risk to either the car or himself. It is the unbreakable car of the future in miniature.

A few years ago a pioneer along these lines startled New York by striking "L" posts at

speeds up to 35 miles per hour. With a special bumper on the front of his car he was able to laugh off the usual collisions with these immovable objects which have meant so much grief to motorists in Manhattan. The bumper took the shock gracefully, allowing the car to dissipate its momentum and come to rest without too much confusion. What the driver lacked then he now has with the



Running your car into an immovable object at 20 m.p.h., produces a shock that is as great as if you drove the car off the roof of a one-story building (above). Naturally, a head-on collision between moving cars involves an even greater shock.



Is the crash-proof car a dream? Read this prophetic article.


by
Frederick
Russell

CARS THAT CAN "TAKE IT"

newer cars—a carefully designed safety interior with no sharp protrusions and no controls that are apt to spear him. The combination at that time would have accelerated the trend now so evident toward the car that can "take it."

It isn't that drivers want to be able to crash into things without paying the penalty, but simply that they demand protection against that small, but always present, group of thoughtless operators who continually threaten to crash into them. At the present time any serious head-on collision is certain to result in expensive repairs not only to the front end assembly but to the engine itself. It is a popular wisecrack to refer to the engine of the modern car as the front bumper. This may be a factor in hastening general adoption of the rear-engined car.

The car shown below was deliberately rolled over to test the strength of its all-steel body. It is such test "stunts" that will help automotive engineers to produce the safer and stronger, but lighter, car of the future as depicted in the sketch above.




We have gone a long way with the all-steel body, non-scatterable glass and low center of gravity, but the car has had too many "arms and legs" that can be maimed in even minor accidents. There will be a tendency toward bodies of heavier gauge steel so that the body itself will help the chassis remain in alignment. Glass is now being perfected that will not even shatter when it receives a blow. The best we have today is glass that does not scatter when broken. Building the engine and chassis lower to the ground has done much to save upsets, but the next step is designing cars which cannot upset. Possibly motordom may borrow an idea from the familiar ash stand which can be tipped over but which will not stay upset.

The automobile industry knows no such word as "can't." It meets every challenge. Today motorists are beginning to wonder why they should have to pay big repair bills if, through some miscalculation or misfortune, they have not been able to keep the car to a safe course. Motorists long since refused to consider a car so weakly constructed that the roughest useage would crack the frame. Now they want a frame that will be equally shock-resistive in a collision.

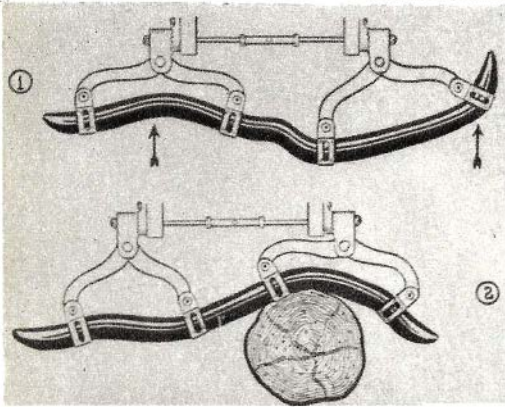
The shock-proof car can be done in quantity production because it is already being done on special order. One of the manufacturers of high-priced cars recently exported to Asia a remarkable vehicle for use by a foreign potentate. The car is entirely bullet-proof and is so strong that no ordinary collision could best it. There is no way anyone can gain access to its interior except

with the use of a special key. It is said to be armored motoring de luxe.

This does not mean, however, that we will have to carry around tons of steel in order to enjoy this new security awheel. We are going to benefit by the amazing new developments in metallurgy. Stronger but lighter materials will find their way into the picture. The camera is playing an



The all-steel body of the modern car, as shown in the sketch above, is the forerunner of the safety car of the future. The automobile industry knows no such word as "can't," and its engineers are constantly experimenting with, and testing, new designs for cars that will be crash-proof.



Designed to ease the impact of head-on collisions with immovable objects, the bumper sketched above features a three-inch solid rubber bar attached to the chassis by pivoted steel claws. Fig. 1 shows how bumper looks when contacting an irregular object and, Fig. 2, when contacting a tree.

important role in the study of the structure of metals. Weaknesses in steel are quickly detected through the micro-camera photo. And steel will be but one of the metals used in the fashioning of the car that will be impervious to collision.

In fact, some go so far as to predict that rubber may be the answer to this new security. Many experiments along these lines are engaging the attention of those who are building tomorrow's automobiles today. Rubber is being used for so many parts formerly reserved for metals and wood it is not at all improbable that it will play a role in providing the answer to the problem of building parts that will withstand shock without breaking or without getting out of alignment. Rubber now is used for battery-cases, spring shackles, motor supports and many other parts which are subjected to extra strain. Success may lie in meeting the shock of impact by means of flexibility, resiliency, elasticity. It is exactly what they

have done in solving the problem of excessive engine vibration.

Translate floating power into the effort to provide an unbreakable car and we see rubber in a new light. Perhaps the shock-proof car of the future will absorb impact, bending and yielding in accordance with the nature and severity of the blow, but without any serious consequences.

It is the low pressure tire that has done so much to lessen the annoyance and danger of puncture. High pressure tires banged over the road, forcing nails and glass through the tread to the inner tube. Today the low pressure tire actually rolls over many sharp objects, yielding but not picking them up.

Shock absorbers were first introduced in America in 1904. Their virtue largely lies in controlling spring action by checking excessive compression and recoil of the springs, but the "shocks" are a part of the stabilizing process, joining with the anti-away bar in helping the car fight a million collisions with the road surface. It is incredible that with such remarkable strength and endurance under the car we still have extremities that fold up like a piece of cardboard when under any extra strain. All the driver need do is scrape a bit of high curbing and he has a badly mashed fender to show for it.

We are, of course, dealing with terrific forces when we aim to make cars immune to collision damage. A mass of two to four thousand pounds is something to reckon with when it is shooting through space a mile a minute. Did you know that at the modest speed of 20 miles an hour a car is shaken

[Continued on page 122]

TINY TRAIN CARRIES MAIL

Nic Sprank Offers \$5.00 For Best Oddity




NON-STOP AROUND THE WORLD!
-IN A FLIGHT TO THE NORTH POLE, ADMIRAL BYRD AND FLOYD BENNETT MADE A NON-STOP TRIP AROUND THE WORLD WHEN THEY REACHED THE TOP OF THE GLOBE.—

N. Rudnick, Manchester, N.H.

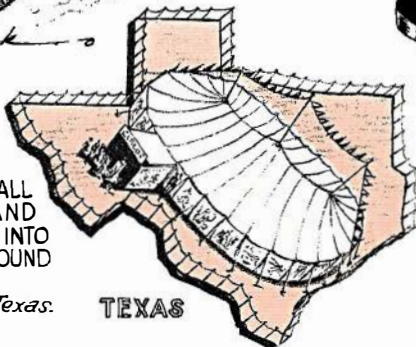


WORLD'S TINIEST MAIL TRAIN!-BECAUSE OF THE DISTANCE FROM THE NEAREST ROAD TO HIS HOUSE, A MAN IN OREGON HAS CONSTRUCTED A MODEL TRAIN WHICH PULLS A SPECIAL MAIL COACH FROM THE ROAD TO HIS DOOR.—*G. Delilbis, Fairview, Okla.*



A ROPE AROUND TEXAS!-IF ALL THE ROPE USED IN BARNUM AND BAILEY CIRCUS WERE MADE INTO ONE PIECE, IT COULD REACH AROUND THE STATE OF TEXAS.—

B. Hunt, Houston, Texas.



TEXAS

OIL SUPPORTS 300 TONS!-A FILM OF OIL 1/32 OF AN INCH THICK WILL SUPPORT A 300-TON LOAD, AND WILL PERMIT THE OBJECT, IF BALANCED CORRECTLY, TO BE PUSHED AROUND WITH EASE.

W. Miller, Rock Island, Ill.

Five dollars will be paid for the oddity selected by Nic Sprank as the best of the month. One dollar will be paid for all others used on this page. Send your oddity to Nic Sprank, Editorial Office, Modern Mechanix, 1501 Broadway, New York, N. Y. Source or proof of each oddity must be given. Send all oddities separately, not with other manuscripts or letters.

Machine Enables Operator To Determine Egg's Sex



Devised by Dr. Williard P. Funk, retired university chemistry professor (seated), this electrically operated machine makes it possible to determine and change the sex of newly laid eggs.

AN ELECTRICALLY operated machine which, it is claimed, makes it possible not only to determine the sex of newly laid eggs, but to change the egg's sex as well, has been invented by Dr. Williard P. Funk, a retired University of Michigan chemistry professor. According to experts, the new machine may revolutionize the extensive hatchery industry.

To use the device, the newly laid eggs are placed in wood frames which have wire-mesh bottoms, the wire-mesh being connected to a cable leading to the machine while another cable leading from the machine is connected to a metal instrument held in the hand of the operator. When the instrument is held over an egg, the tone of the sound produced in the machine signifies the egg's sex.

Splint Saves Horse's Life



Placed on an animal while under an anesthetic, the metal splint shown here holds broken bones together until mended.

Plane Cannon Demonstrated

AFLEXIBLY mounted airplane cannon recently demonstrated at Newark, (N. J.) Airport fires a 37-mm explosive shell weighing one and one-tenth pounds and filled with TNT. The shell is a safety type that cannot explode while being loaded in the cannon, which can be fired as a single-shooter or as an automatic with a clip of five shells.



Flexibly mounted, enabling it to be aimed in any direction, this new airplane cannon fires a 37 mm TNT-filled shell.

USED successfully in treating about 200 dogs with broken legs, an adjustable metal splint was recently used by Dr. Otto Stader, of Philadelphia, Pa., to join the bones in the broken leg of a horse, thus saving the animal from the death usually meted out in such instances to end the animal's suffering. The "operation" took place at the University of Pennsylvania School of Veterinary.

The splint device consists of four stainless steel pins which are inserted into the bone above and below the break. The pins are then joined by an adjustable steel bar which enables the surgeon to set and hold the bone ends in place until the fracture has healed.

Electric Light Unit Shows Driver's Signals At Night


EASILY attached to the roof of an automobile at a point above the window on the driver's side, a compact electric light unit developed by a Long Beach, Calif., inventor casts a concentrated beam on the driver's arm when extended for signaling while motoring at night. The light is also said to be practical for reading road maps and can be used as an extra parking light in crowded areas to lessen the danger of side-swiping crashes.

The tiny safety light has five parts and is housed in a chromium-plated, two-piece brass shell. The bulb is an ordinary tail-light type, connected to the car's light switch by a wire which runs under the upholstery.



Housed in a metal shell (insert) mounted over driver's window (center), a compact electric light unit invented by Arthur Vaughn casts a beam on driver's signals at night (bottom).

Hydraulic Scaffold Devised



Easily assembled, this hydraulically operated scaffold has an elevating range of from 2¾ feet to 22 feet above ground.


ONE-MAN control, ease of raising, lowering and moving from one place to another are features of a new hydraulic scaffold produced by a well-known manufacturer. The scaffold operates through a range covering a height of only two feet, eight inches from the ground, to a height of 22 feet, rising at a rate of 8 feet per minute and lowering at 10 feet per minute. The unit is mounted on small rubber-tired wheels.

Waterproof Sand Exhibited

WATERPROOF sand constituted one of the many marvels of modern chemistry exhibited at a Chemical Industries Exposition recently staged in New York, N. Y. In a convincing test demonstration, water was passed through a series of curves in the chemically treated sand without becoming even partially absorbed.



This test demonstration shows water passing through curves in chemically treated sand without becoming absorbed.



Dr. C. Audrey Richards, internationally known authority on Forest Pathology (left), dispenses advice that has saved many a wooden home from destruction by rot as shown above.



Woman is Wood Expert

EVER since 1928, when Dr. C. Audrey Richards became head of the Madison (Wis.) branch of the Division of Forest Pathology, Bureau of Plant Industry, of the United States Department of Agriculture, samples of decayed wood sent to the department at Washington, D. C., have been referred to her. It is only within recent years that the government has offered a diagnostic service such as Dr. Richards now conducts to help anyone who desires aid in solving problems of wood decay, but it has already developed to be a much sought after service.

To the uninitiated it is uncanny the way she is able to determine why the floor of a village library in southeastern Wisconsin rotted away within two years after it was built; why buildings up and down the West coast and in the Gulf states last only a few years; why, in a costly Florida home, only

the metal electric light fixtures were usable five years after it was erected; what is causing the discoloration on a window sash; why veneer, wood pulp, or magazines mold, or why fence posts decay.

Dr. Richards' receipt, recently, of a pine board stained a brilliant red affords illustration of her work and service. The person sending the board from New Orleans wanted to know what was causing the red discoloration. It was up to Dr. Richards to find out and to aid in controlling or preventing a recurrence of the defect.


The sample was split open under sterile conditions and small slivers were removed. These were placed in small test tubes with a nutrient medium (an agar containing malt extract), upon which fungi will grow readily. From all of the slivers the same fungus grew, and was thereupon assumed to be causing the

[Continued on page 120]

British Cruiser Has Hangars For Scouting Planes

A RECENT addition to the British fleet, *H. M. S. Sheffield*, a new class of cruiser, boasts armor-clad hangars to house the two folding-wing scouting airplanes with which she is equipped. The planes are mounted on slide-track platforms, enabling them to be removed from hangars and prepared for flight in a few minutes.

The new cruiser features armament consisting of twelve six-inch guns and eight four-inch guns, which are used for anti-aircraft defense. After trial runs, the cruiser will be attached to Britain's Second Cruiser Squadron of the Royal Navy.



Britain's new 9,000-ton cruiser, *H.M.S. Sheffield*, is equipped with armor-clad hangars to protect her two folding-wing scouting planes against heavy seas and inclement weather.

Dummy Piano "Plays" Silently



Silent practice is possible with this dummy piano, the keyboard causing "notes" to light up on the musical scale panel.


SILENT piano practice is afforded by use of a new keyboard and panel recently developed. The panel features a reproduction of the musical scale on which the notes are represented by small electric bulbs. When the pianist touches the keyboard, the panel bulbs connected to the struck keys become illuminated, enabling the pianist to check his playing without a note being heard.

March, 1938

Model Locomotives Exhibited

VALUED at \$20,000, tiny streamlined trains, oil burners and electric "iron horses," were placed on exhibition by the National Model Railroad Association during a convention held in Los Angeles, Calif., recently. The exhibit consisted mainly of reproductions built to a scale of one-quarter inch to one foot and all were working models.

One of the models exhibited was a reproduction of an eight-wheel Denver and Rio Grande Railroad locomotive, which burns coal and develops 200 pounds steam pressure. Another model that created considerable interest was copied after the famous DeWitt Clinton locomotive which was in operation as early as 1831.



These models were placed on exhibition at a recent convention of the National Model Railroad Association. The large locomotive burns coal and develops 200 pounds steam pressure.

TREES that TRAVEL

by
John Walker Harrington



Many mechanical devices, like the one shown above, have been developed to lift trees from the ground and tilt them so they can be loaded aboard trucks for transportation to a new site. Top photo—Soil must be closely held around the roots of trees while being transported, so the earth and roots are well protected by a burlap wrapping, reinforced by ropes.

TEN thousand full grown trees from here, there and everywhere are going to the New York World's Fair of 1939 to adorn and shelter its once naked site. They will each be from 30 to 50 feet high and about 25 years old, and supplying them is said to be the largest contract of its kind ever undertaken by nurserymen.

The massing of this vast leafy army is ample proof of the fact that this country now leads all other nations in the art and science of transplanting mature units of forest and grove. Skilled American engineers and forestry experts are daily uprooting and transplanting trees two and three times the size of those bound for the Flushing Meadows, and the United States Patent Office has on file scores of designs for ingenious devices for lifting these huge growths from Mother Earth and transporting to strange, new stances.

Modern Mechanix



The 1939 New York World's Fair site is being beautified with 10,000 trees moved from "homes" hundreds of miles away.

Transplanting even a nursery two-year-old embodies some risks, and to move a tree that is aged a quarter of a century or more is a capital operation for which the mature elm, oak, pine, or whatever it may be, has to be prepared if it is to withstand the shock. Months before the date of removal it is encircled with a shallow trench of about the same diameter as the spread of its branches. Small roots projecting beyond the circle are cut off, and frequently larger roots extending beyond the trench are dissected with pointed crowbars and preserved.

The branches of the tree are then pruned somewhat so as to ease the strain of feeding them on the reduced root system. This is done, of course, when the tree is still in winter sleep, which is Nature's anesthetic.


The area edged by the trench is then undermined and the mass



Top photo—To prevent bruises, the tree trunk is guyed in an upright position while the tree is removed from its hole by dragging it up an inclined runway dug from the hole bottom to ground level. Above—Having arrived safely at its new site, the tree is placed in a well prepared and spacious hole.



Above—Undertaking a job of mammoth proportions, tree movers are transplanting 10,000 trees from five states on the Flushing Meadows site of the 1939 New York World's Fair. Below—Trees are transported horizontally on special trucks.



of earth and roots is tied up with burlap and braced with heavy timbers. The resultant bundle is known as the "ball" and, as the full grown tree must have plenty of its own native soil if it is to thrive in its new place, the balls for valuable trees may weigh as much as thirty tons, and whole growths tipping the scales at 100 tons are not uncommon.

Lifting the "patient" out of its old bed is done gently. The trunk is first carefully bandaged with burlap to prevent the bark from being scraped or injured, because any wounds on the "skin" lower vitality at a time when it is most needed. When well prepared, however, the bound tree can be efficiently raised by specially devised derricks, sleds, planks and rollers or by-ways which may be specially suited to the problem in hand, but in all cases the tree and its ball are coaxed along, not yanked up as if in the hands of an amateur dentist.

In the pioneer days of the art the trees were transported in an upright position or prone with branches first. Nowadays the ball travels foremost, the branches in the rear being closely bound to prevent interference with traffic. Many large specimens are loaded on gondolas or platforms of freight cars at a balanced angle so that they are thus able to easily negotiate bridges en route.

All the way from the old sites to the new, the migrating trees have to be nursed along, duly watered and kept from undue strains. The pits must be ready for them on arrival, and once lowered into position, they are tamped in quickly with rich earth which blends with that of the balls. The burlap

[Continued on page 118]



Transplanted to their new "home" on the site of the 1939 World's Fair, these dogwood trees have been temporarily braced by guy wires to prevent possible loosening of roots and soil by strong winds before they obtain a secure hold.

Glass-Nosed Plane Constructed For Aerial Mappers

DESIGNED for use by aerial mappers and photographers, an unusual glass-nosed airplane has undergone initial tests at Marshall, Mich. Constructed to plans drafted by Talbert Abrams, an aerial survey company official, the plane affords unobstructed forward and downward vision for both pilot and mapper.

The motor is mounted at the tail of the fuselage, serving to push rather than pull the plane through the air. Dual rudders are mounted on a boom extending from the rear of the fuselage.



Featuring a glass nose, this airplane was designed for use by aerial mappers and photographers. The motor is mounted at the rear. Note the tricycle type landing gear arrangement.

Sand Yachts Provide Thrills



Plenty of thrills are provided for pleasure seekers who try their hand at navigating one of these sand yachts. Steering and sail control are achieved by means of dual hand wheels.


SAND yachting has developed into a popular sport with the pleasure seeking visitors at the beach resorts near Le Touquet, France. The "yachts" used in the sport consist of a simple chassis mounted on four automobile wheels, seats for four passengers being slung inside the chassis frame. A mast and sail are mounted at the front end of the chassis, sail and steering control being accomplished by two hand wheels.


Chain Converts Into Girder

A COMPACT apparatus that transforms a specially made chain into a semi-rigid girder has been developed in Paris, France. Michel Le Roy, an aviation mechanic who invented the apparatus, believes the device will be used as a radio antenna for tanks, submarines and railway signal towers.

To operate the chain-girder device the specially constructed chain is passed through a metal bottle-neck by the turning of a control wheel. The design of the bottle-neck is such that it interlocks the parts of the chain which then emerges in the form of a semi-rigid girder. Turning the wheel backwards causes the girder to re-enter the bottle-neck, whereupon it again assumes a chain form.

Developed in France, this apparatus transforms a chain into a semi-rigid girder. Insert shows how chain parts interlock.





WHY AIRMAIL STAMPS ARE POPULAR



by Montgomery Mulford

AIRMAIL postage stamps have gained the attention of a large number of adults, who collect stamps as specialists or for the purpose of investment. This group of stamps, the youngest in point of years of existence, has already revealed numerous adhesives which have spurred upward in value and in real historic interest. Astonishing values are realized with some of the stamps produced for airmail matter.

The 24-cent U. S. airmail stamp of 1918 with the center inverted has a catalogue value today of over \$3,700. It is one of the airmail stamp classics of the world. Many U. S. airmail stamps, which are not errors, are steadily rising in price, too; in this category we find the 1930 airmails picturing Zeppelins, Scott's numbers 1313 and 1314 in particular. These two issues are priced the same, both used and unused!

[Continued on page 132]

Newfoundland 1931 50c issue.

Newfoundland 1919 overprint.

Madrid - Manila 1926 Philippine air flight issue.

Trans-Atlantic AIR MAIL. By B. M. Columbia September 1930 Fifty Cents

Newfoundland "Columbia" overprint of 1930.

French overprint airmail of early issue.

Liechtenstein "Graf" airmail issued 1924. Current value \$1.

U. S. 1918 airmail with the plane inverted.



RAFTS and HOBBIES

A Jig Sawed Inlaid Lamp

by D. C. Marshall

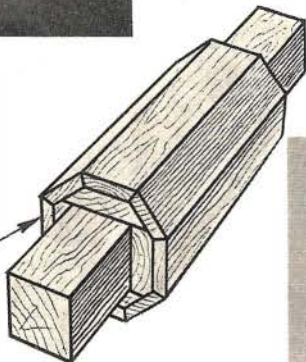


INLAYING in the usual manner on flat surfaces requires a lot of careful work, and inlaying on turned pieces such as lamp posts is almost impossible. Jig saw inlay opens up a field for unusual types of inlaying and it takes but a fraction of the time needed for the other type.

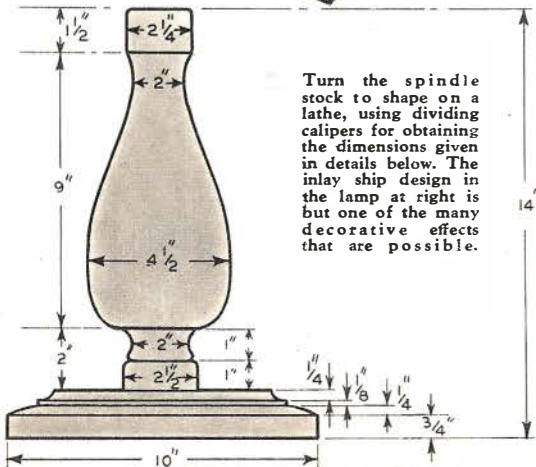
The lamp shown in the accompanying photograph is an example of such inlaying. The ship rides the waves of the sea and the waves continue entirely around the post of the lamp.

To make such a lamp, first secure a piece of dark wood such as walnut and build up the thick portion to a size 1
 [Continued on page 120]

Inlay pieces of light and dark stock are cut out on a jig saw, then glued to form the post shown below. Post is turned to shape on lathe.



POST BUILT UP
READY FOR TURNING



Turn the spindle stock to shape on a lathe, using dividing calipers for obtaining the dimensions given in details below. The inlay ship design in the lamp at right is but one of the many decorative effects that are possible.



"SEA ROVER" A


This miniature replica of the famous ships that sailed the seas hundreds of years ago makes an unusual radio console decoration.



by Ralph T. Moore

FEW ship models suggest the adventure and daring characteristics of the Viking boats of a by-gone age. Few indeed are as simple to construct for the effect obtained and the "Sea Rover" will grace any radio or mantel with barbaric splendor.

The first part to construct is the hull. Referring to plan, mark out the upper or top piece as shown on a piece of 1 by 4-inch wide stock. Then cut out the front for



Viking Ship Model

the figure-head. This may be made of several pieces if desired and is so illustrated. Glue this upper part to two pieces 1 by 4 by 15-inch long and saw out the shape on a band-saw. Saw the elevation first and the plan next. Knock off the bottom corners with a saw and wood rasp and then shape the bow and stern on a disc sander. Next cut out the figure-head and the two keel pieces, the former from 1-inch stock and the keel pieces from $\frac{1}{2}$ -inch stock.

Photo 1 shows the completed hull with the keel in place, this being glued and nailed. At this point the hull should be sanded very smooth, and the $\frac{1}{2}$ -inch hole drilled for the mast. Next carve the figurehead and taper the bottom to blend with the keel. Sand smooth and glue and nail in place as shown in Photo 3. Thus far it has been assumed that white pine be used in the construction, but if preferred, oak may be used, with the hull in natural finish.

The rudder pivot is next cut from a piece of metal or hard wood and fastened to the notch in the keel with woodscrews. Saw out the rudder and the tiller bar from $\frac{3}{8}$ -inch stock and sand to the shape shown. Two small pieces are now glued on either side of the stem of the rudder and then these are cut down to form a round section. From light metal fashion the rudder bracket as shown and drill for brads. Drill a small hole in the top of the rudder post, which is a square section, and file a square hole in the tiller bar. Drive a pin into the rudder through the rudder pivot and assemble as shown in Photo 2. Taper a $\frac{1}{2}$ -inch dowel, as shown, insert a small screw eye 2 inches down from the top and glue the mast in to the hull, as shown in Photo 5.

Cut out 12 discs $1\frac{1}{2}$ inches in diameter from $\frac{1}{4}$ -inch stock and sand these to form a convex face, as shown in Photo 4. A piece of $\frac{1}{4}$ -inch dowel with the ends pointed is used for the sail spar. From $\frac{1}{2}$ -inch stock, mahogany or walnut, fashion the standard into which the keel slips and holds the ship upright. At this point shellac the entire model and when



Photo 1.—The hull is built up from several pieces of pine stock, glued together, cut roughly to shape on a band saw. Final shaping is done with wood rasp and power disc sander.




Photo 2.—The rudder bracket is formed from a strip of light metal and mounted with brads. The rudder and tiller bar are both cut from $\frac{3}{8}$ -inch stock and sanded to the shapes shown.



Photo 3.—Carve the figurehead and taper the bottom to blend in with the keel. Use 1-inch stock for this. Keel pieces are cut from $\frac{1}{2}$ -inch stock, sanded smooth and glued in position.



Photo 4.—Decorative shields, six on each side of hull, are cut from $\frac{1}{4}$ -inch stock to a diameter of $1\frac{1}{2}$ inches. Sand one side so that they assume a convex shape, then nail in place.

dry sand thoroughly. From linen or muslin cut out the sail and streamer to dimensions slightly larger than shown and seam the edges to receive No. 16 copper wire. The top seam in the sail is large enough to permit the spar to be inserted easily. Now paint the sail light gray and the streamer yellow. When dry, paint on the suggested designs or any other that suit your fancy. Paint the entire hull assembly dark gray. Paint the 12 shields in bold striking colors. Suggestions—yellow on blue and visa versa; black on silver; white on red. Then nail and glue these to the hull, as shown, touching up the nail heads with paint. Force the No. 16 wire in to the seams of the sail and wire the spar to the screw-eye on the mast. This is also done to the streamer; allow enough wire to project from both the sail and the streamer to fasten them in position. Shape the sail into a graceful billow

and "wave" the streamer in a realistic fashion. Using bronze or aluminum paint, scribe the scales on the neck of the figure-head and paint the mouth red with white teeth.

With the model completed, construct a suitable cradle or stand for holding the ship in an upright position. Either pine or oak may be used, the latter being preferred if a natural finish is to be given the wood.

Cut out the base of the cradle from a piece of stock measuring 4 inches long, 2 inches wide and 1/2 inch thick. Round off the corners and sand smooth. The keel supports are quarter-round pieces, spaced 1/2 inch apart and screwed to the base from the underside. The accompanying plans show the base construction in perspective.

Work carefully and you will have a model to be proud of, or a present that cannot fail to delight the receiver.

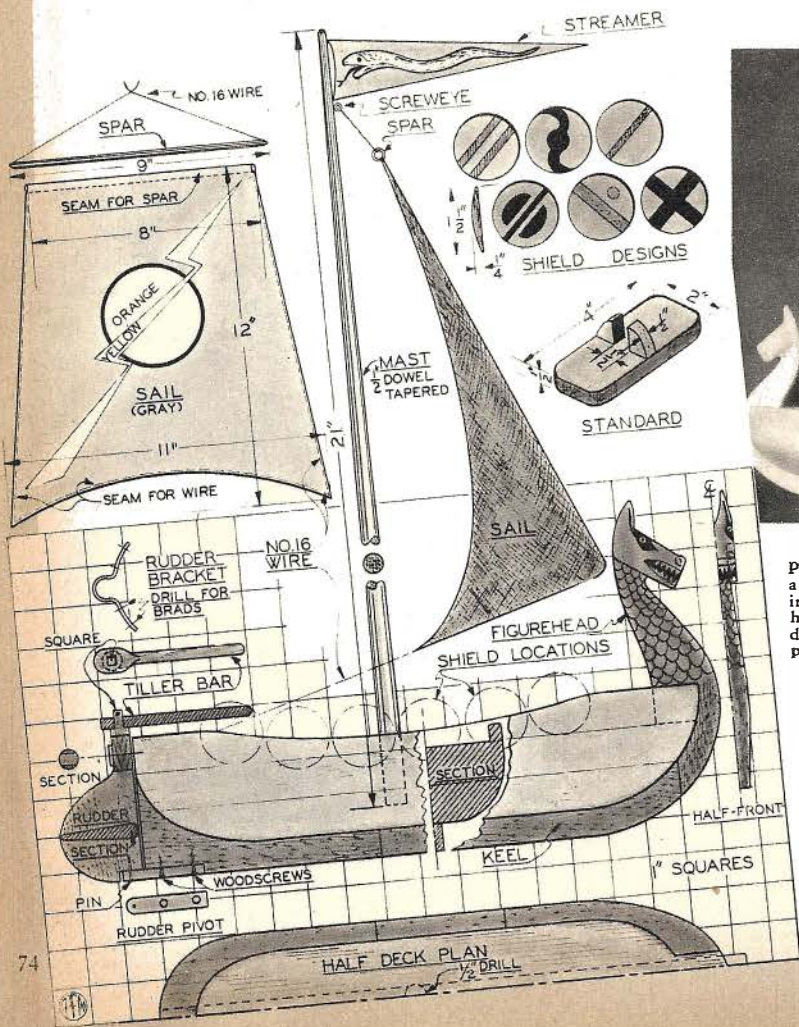


Photo 5.—The mast is merely a tapered 1/2-inch dowel glued in a hole provided for it in the hull. A screw-eye, inserted in dowel two inches from the top, provides for the sail rigging.

Left—This scale plan shows both profile and half deck of "Sea Rover". Construction may be of either white pine or oak, the latter if a natural finish is desired. Cut the sail from linen or muslin, seam the edges and insert No. 16 wire rigging. Sail may be varnished or painted gray to render rigid.

Original Ideas For Motorists

Wire Brush Cleans Brake Linings

THOUGH brake linings may squeak, slip or grab, this is no indication that they are worn out and have to be replaced. Very often the trouble is due to the asbestos fabric being worn smooth or glazed by a film of oil. To restore the brakes to their original condition, remove the wheels, brush bands briskly with a wire brush, then rub castor oil into fabric.—A. W.

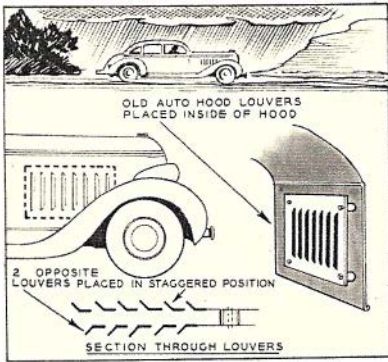


Inexpensive Running Board Cement

A CEMENT with lasting adhesive qualities can be easily made from melted inner tube rubber and asphalt. Cut up about two pounds of scrap inner tubing, place in a can and heat until the rubber melts into a sticky mass. To this add four pounds of paving asphalt and mix both thoroughly. Apply resulting cement in usual manner. — A. Tempe.

Fly Spray Makes Spring Painting Easy

CAR owners will find that a periodical painting of the springs and underside of the fenders not only prevents rust, but improves the appearance of the auto. A fly spray, filled with thinned quick-drying asphalt paint, permits the painting to be done without difficulty.

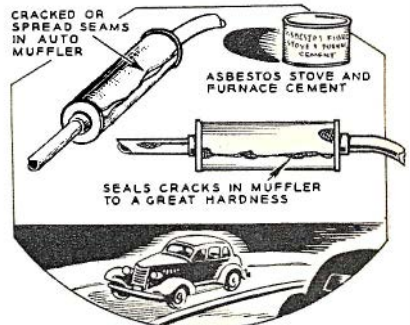



Double Louvers Keep Motor Dry

DDOUBLE louvers installed inside the car hood provide protection for the motor against rain and snow. Secure an old hood and cut out the louver section from each side. Drill corresponding holes in each corner of the resulting pieces and in the car hood, then mount with machine bolts on 1-inch pipe spacers. Install louvers so that the vanes are staggered and face opposite direction from regular louvers.—Axel Ogren.

Furnace Cement Repairs Muffler

NOISE in the muffler can usually be traced to cracks in the metal case covering the inner baffles. These cracks are not only annoying but dangerous as well, since they permit obnoxious gas to escape and seep into the car. A quick and lasting repair for damaged mufflers can be made with cement such as sold for furnace and stove repairing. Cracks and seams can be sealed by applying cement with a flat stick or putty knife.—A. W.





by James Emmett

LITTLE wonder the axe has been described as "that sweet American tool." For it is the winter breadwinner of many a backwoods farmer and indispensable companion to every trapper, hunter and woodsman the continent over.

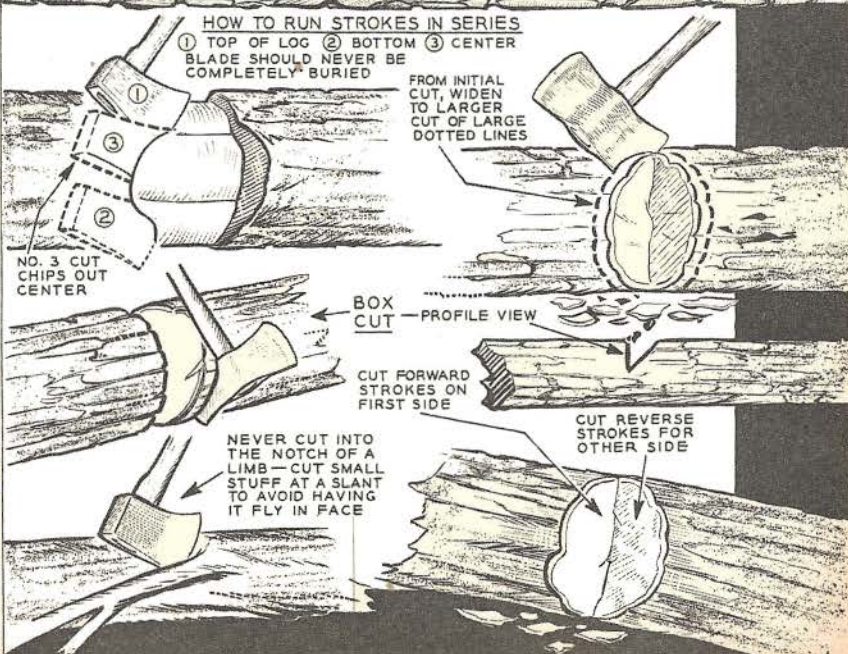
To handle an axe correctly is an art well worth learning. Like most arts, pleasure comes with practice until the rhythmic swing of a well selected, properly cared for tool is mastered. Handling it becomes a satisfaction, not to mention the healthful exercise also derived.

To get work done with a minimum of tiring effort, the axe must be selected for the job in mind. For instance, a weight intended for felling large trees would be a nuisance on the trapline, even by a guide who likes both his axe and ammunition on the heavy side. Likewise, a belt axe is regarded as a toy by the lumberjack.


TO FELL A TREE, FOLLOW LOW-DOWN BOX CUT WITH ANOTHER ONE ON OPPOSITE SIDE HIGHER UP. TREE SHOULD FALL IN DIRECTION OF LOWER CUT. UTILIZE NATURAL LEAN OF TREE WHENEVER POSSIBLE

Below—When cutting small logs into firewood, stand close behind them even if you are left-handed. Grip the axe handle as shown.

How to Select



SPORTSMEN'S



Professional choppers use the heaviest axes, usually double-bitted. Years back, when big timber was plentiful, heads weighed 5 pounds and handles were 3 feet long. Today, with smaller trees, a 3½-pound axe handles faster on the trunks and chops limbs easier. Choppers use axes with two cutting edges for other reasons than because of their peculiar balance which makes swinging, up to a certain point, a pleasure. One edge can be thinned to razor sharpness for the fine work of felling and the other left duller and heavier for chopping off limbs. Or one edge may be used on hard and the other on soft woods.

The average man needs no larger than a 2½-pound head with a 28 or 30-inch handle, even for serious winter woodland expeditions. For summer work, such as cutting night wood, [Continued on page 126]



Right—To avoid mishaps, chopping should be done in a clearing so that axe does not catch on overhead branches. Below—Sharpen axe with a file commencing 3 in. back, working forward to 3/8 in. from edge.

and Use an Axe

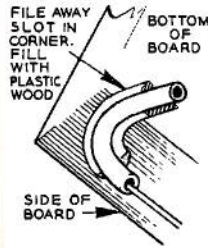


A FOLDING DRAFTING BOARD



DETAILS OF BOARD

CORNER TUBING AND CABLE FITTING

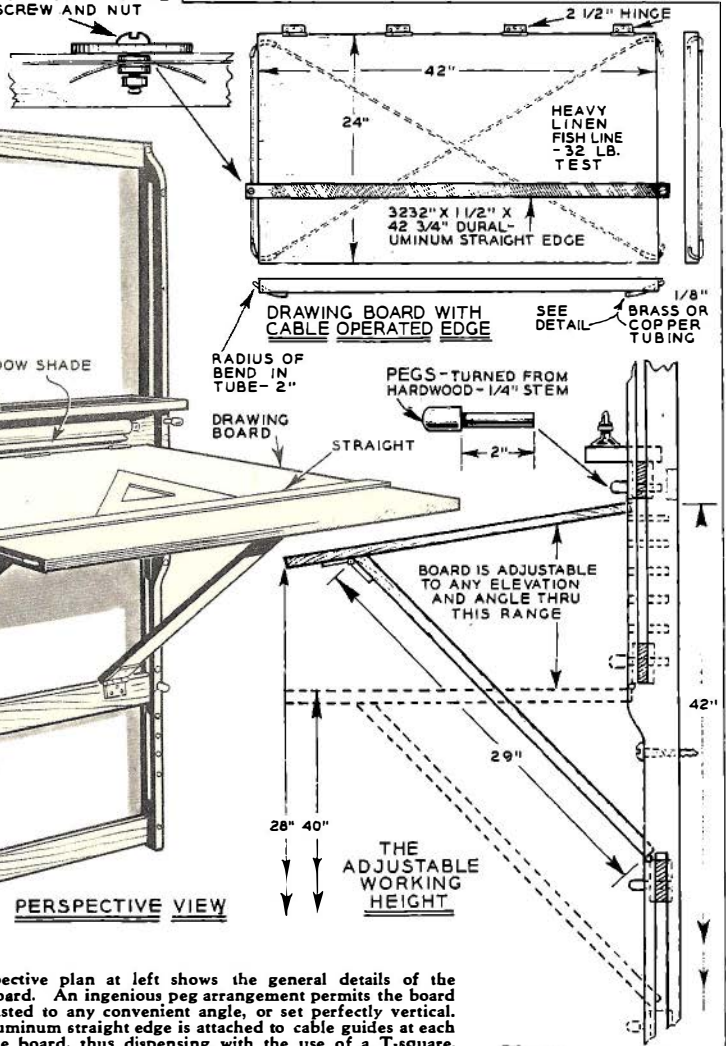


CORDS ARE STRETCHED TAUTLY AND PINCHED BETWEEN WASHERS. USE NO. 4 MACHINE SCREW AND NUT

HERE is a drafting board which will appeal to the draftsman who must work in limited quarters; the engineering student with a dormitory room or home workshop enthusiast, who must budget every bit of space in his shop. As a drawing-board it is big and roomy, 24 by 42 inches, big enough so that most of the pieces entering into a home construction project can be laid out in full-size detail. Yet, when the occasion arises, the board and all its accessories can be folded up in a moment's time.

A commendable feature of this fixture is that, when folded, the drawing on the board

When folded the drafting board takes up very little room. Note drawing board faces forward for instant reference to plans attached.



PERSPECTIVE VIEW

The perspective plan at left shows the general details of the drafting board. An ingenious peg arrangement permits the board to be adjusted to any convenient angle, or set perfectly vertical. The duraluminum straight edge is attached to cable guides at each side of the board, thus dispensing with the use of a T-square.

FOR THE WORKSHOP

by
Dick Cole

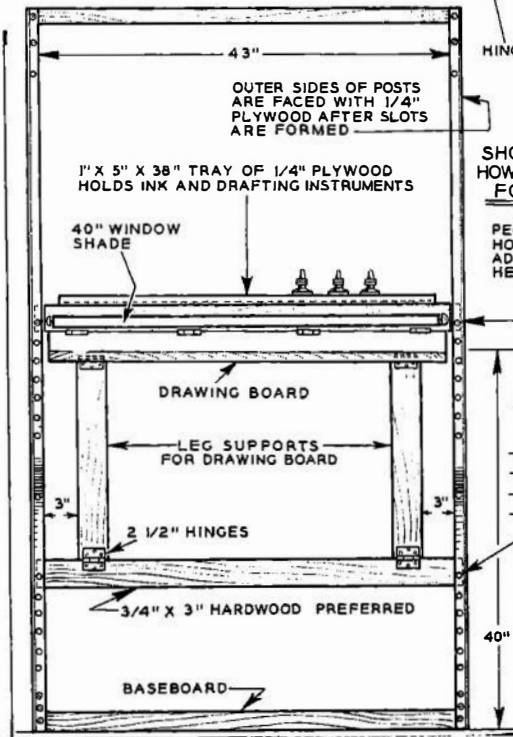
faces into the room. This is desirable to the home workshop fan who can readily consult the drawing for reference. A feature which will appeal to the student is that the board can be lowered to a table-like position only 27 inches high, a convenient height for typing.

A slightly elevated tray at the back of the board holds the inks and drawing instruments. This tray is mounted on the upper slide rail, and is always in a horizontal position, even when the board is folded. A 40-inch window curtain of the spring roller type is mounted on the face of the upper slide rail, and the curtain can be pulled over the drawing when desired.

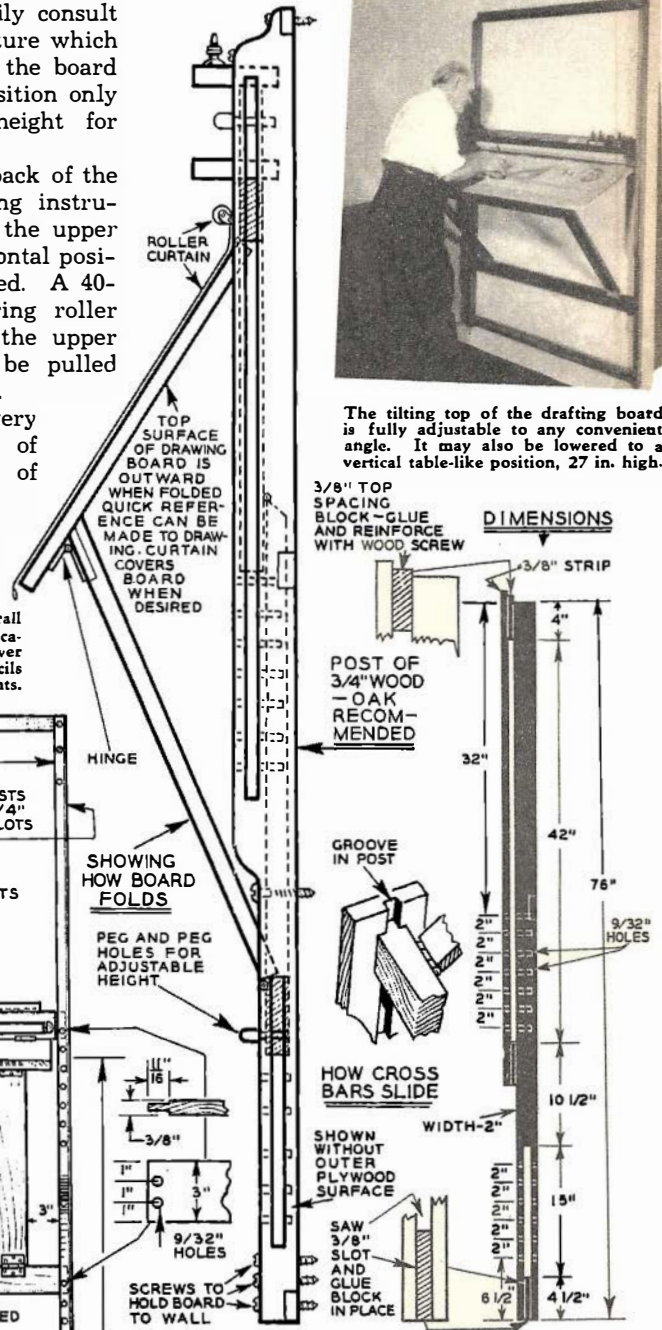
The drawings clearly show every point of construction. The posts of the frame are shown as being of built-up construction, but if the builder has routing facilities, it is better to rout the slot from a

[Continued on page 132]

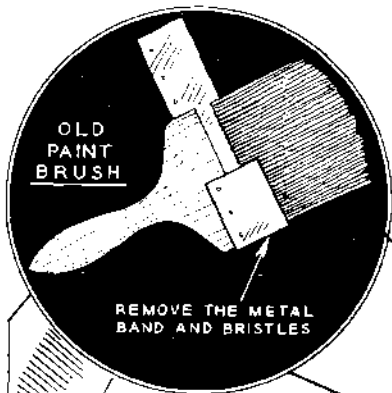
The front view plan below shows the overall height and width dimensions as well as the location of leg supports, window blind protection cover and the plywood tray for holding inks, pencils push pins, erasers and drafting instruments.








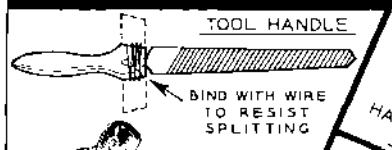
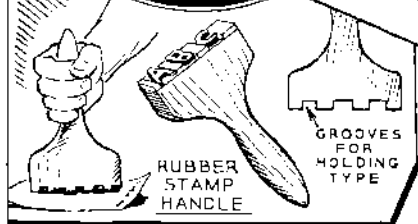
The tilting top of the drafting board is fully adjustable to any convenient angle. It may also be lowered to a vertical table-like position, 27 in. high.





The above profile detail shows the manner in which the 40-inch roller curtain operates so as to provide a protective covering for the drawing attached to the board. Uprights are of 3/4-inch oak with peg holes drilled as shown at left.



OLD PAINT BRUSHES MEET EVERYDAY NEEDS IN HOME




CLEAN CONDENSER IMPROVES REFRIGERATOR



IN THE domestic refrigerator the condenser permits the circulating air to cool the liquid refrigerant. The heat transfer from the fins of the condenser to the surrounding air is carried out much more efficiently when the fins and tubing are not covered with dust. But


because air is forced through the condenser, a large amount of dust becomes lodged in the openings and on the surface. To improve the efficiency of the unit, the surface should be brushed with a cloth. A vacuum cleaner connected up as a blower also works well.

Drill Press Mixes Paint



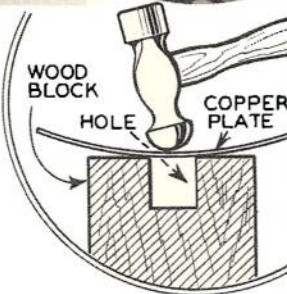
THOSE who have tried to mix a gallon of paint after it had been standing in the can for a year or more know how much effort goes into the mixing process before it is ready for use. With the help of a power drill press, the job can be done in a few minutes. Simply hammer several nails through a wooden dowel, lock it in the chuck, and snap the switch. After about 15 minutes the paint is ready for use.

Extra Bowl Improves Heater



THE conventional bowl heater throwing heat in only one direction can be made to send its heat in all directions by mounting another bowl over it as shown in the photograph. A bowl taken from an old burned out heater is mounted on the wire guard parallel to heater reflector. With the heater pointed straight up, the additional bowl will cause much of the heat to be thrown out sideways.

CRAFTWORK From Old



The plaque which this young lady is fastening to the wall is only one of the many easy-to-make designs produced with either a hand or power jig saw. Right—Hammered effects are obtained by placing copper on a hardwood block, recessed in the center, and pounding with either a ball pein hammer or a hard wood mallet.

ALMOST every print shop has somewhere a pile of old copper halftones, which are practically worthless except as so much old metal. They are really pieces of pure sheet copper approximately $\frac{1}{16}$ -inch thick, tacked on hardwood bases.

In the hands of enterprising home hobbyists these flat copper pieces may be transformed into a countless variety of beautiful and enduring things. Here are the instructions for sawing, hammering, soldering, bending, polishing and coloring copper, together with a few ideas on which to try your skill.

The copper can be sawed easily on a power jig-saw. Set the blade guide down almost against the material to minimize blade breakage. A little soap or paraffine on the blade will facilitate the sawing. When sawed on a power jig-saw, the cut will be smooth with practically no burr on the edge. Power sawing is much faster, too, than hand sawing. In many cases the design will be improved if you tilt the table and saw the piece with a bevel.

If sawing is done by hand, first cut a V-notch about 1-inch across and 2 inches deep into a 1-inch piece of hard wood. The

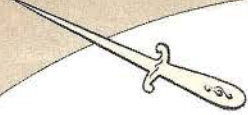


These pictures show the two methods by which old copper halftones may be cut into intricate shapes and designs. While a power jig saw will produce quicker and cleaner work, the hand saw is also practical.

wooden base from one of the halftones will serve for this. Fasten it with screws to the work-bench with the notched side projecting over the edge. Put the blade in the coping saw with the teeth pointed toward the handle, so that in sawing the cutting stroke is *down*. In this way you can sit at your bench and saw comfortably, placing the piece being sawed directly over the notch.

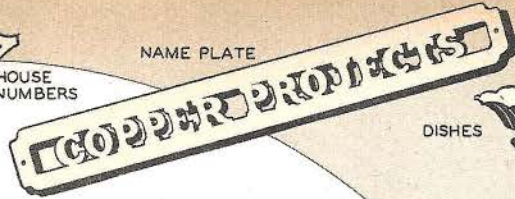
Copper halftones may be formed into bowls and trays by hammering or "bossing" them as follows: Gouge or pound a spherical depression about $1\frac{1}{2}$ inches across and $\frac{1}{2}$

LETTER OPENER



17 HOUSE NUMBERS

NAME PLATE



DISHES

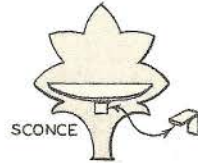


Copper Halftones

by
Fred A.
Beard

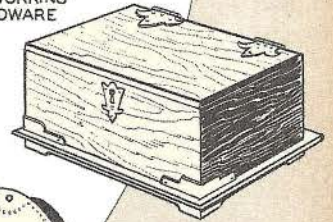


SNAPSHOT
FRAME



SCOTCH

WOODWORKING
HARDWARE



WALL
PLAQUE

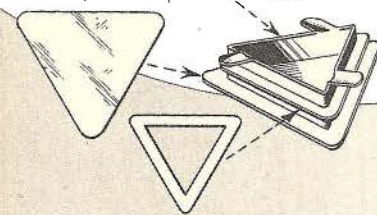


All of the novelties shown here were made from old copper halftones. Included in this group are a napkin ring, picture frame, letter opener, copper dish, name plate, wall plaque, ash tray, monogram and house numbers.

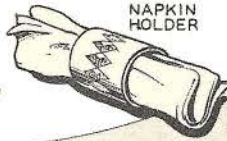
A few of the many uses for old copper halftones will be found in the sketches at left and above. These articles are simple to make.



ASH
TRAY




NAPKIN
HOLDER



inch deep in the end of a piece of hardwood. This piece should be about 3 inches square by 4 or 5 inches long. Cut the copper into a disk the desired size. Lock the block of wood in a vise, and lay the copper on top of the block with its center over the hollow. Strike it—not too hard—right above the depression, with the round side of a ball pein hammer, or better, with a small hardwood mallet having a rounded face, which can be made for the

purpose. Continue striking it, rotating the disk, and working the blows spirally around the center of the disk until you reach the outer edge. The disk will begin at once to assume a convex shape. Work patiently, keeping its shape always true, and concentrating the blows where the greatest curvature is desired. Always strike so that the blows fall directly over the center of the hollow, so that the copper may be stretched into it.

Copper hardens considerably when beaten and may have to be annealed or softened once or twice during the hammering process to



MARKING DISH
FOR TRIMMING

After beating a sheet of copper into bowl shape, trim off the irregular edge by marking the dish with a scratch-awl inserted in a block of wood.

prevent it from cracking. This is done by heating the copper to a cherry red and plunging it into a "pickle" solution consisting of 9 parts of water and 1 part of nitric acid. (Caution: Add the acid to the water.) This bath is to remove the scale of copper oxide caused by the heat, and should be kept in a glass or earthen vessel. Leave the copper in the bath until it becomes free from discoloration and rinse it before handling it again.

Soldering copper can be summed up in three simple but important requirements: (1) Surfaces to be soldered must be clean and bright; (2) a good flux must cover it wherever the solder is to be; (3) the object or area soldered must be hot enough itself to melt the solder. Most beginners fail on that last point, and wonder why the solder forms in little globes and falls off. If all three of those points are observed, the solder will flow like water right where you

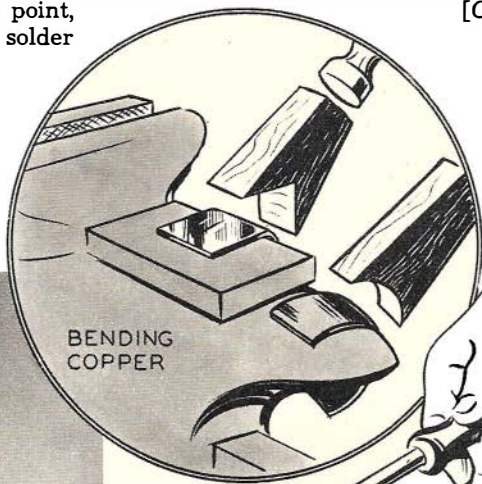


When completed, copper craft novelties are polished with pumice stone and machine oil applied with a cork buffer.

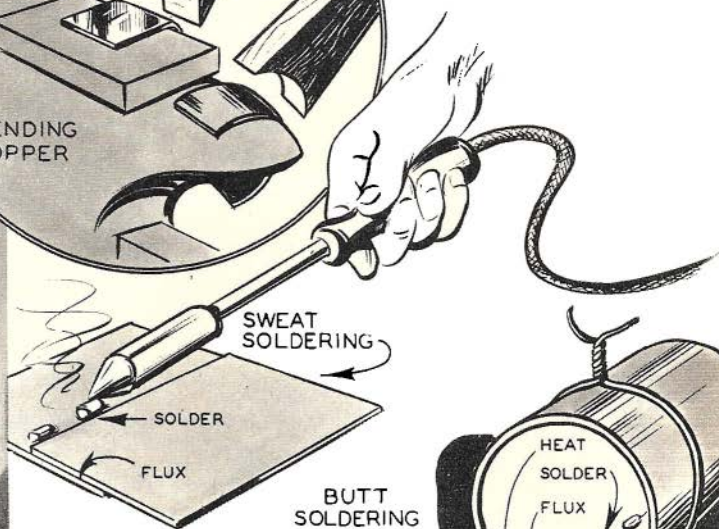
want it. A small torch is superior to a soldering iron, although a large soldering iron is better than a small one, which is no good at all except for soldering very small pieces.

The different types of soldered joints as well as simple bends in the copper, which may be made by using the devices suggested, are shown in the sketches.

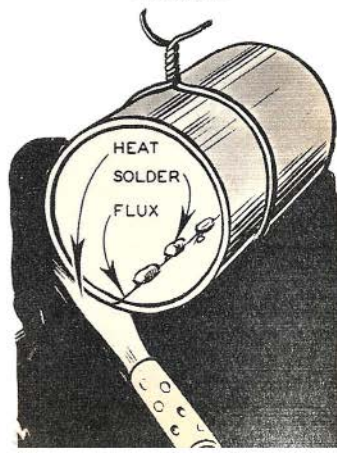
The screened face of the halftones may be removed with coarse emery cloth tacked on a wooden block, followed with [Continued on page 138]



BENDING
COPPER



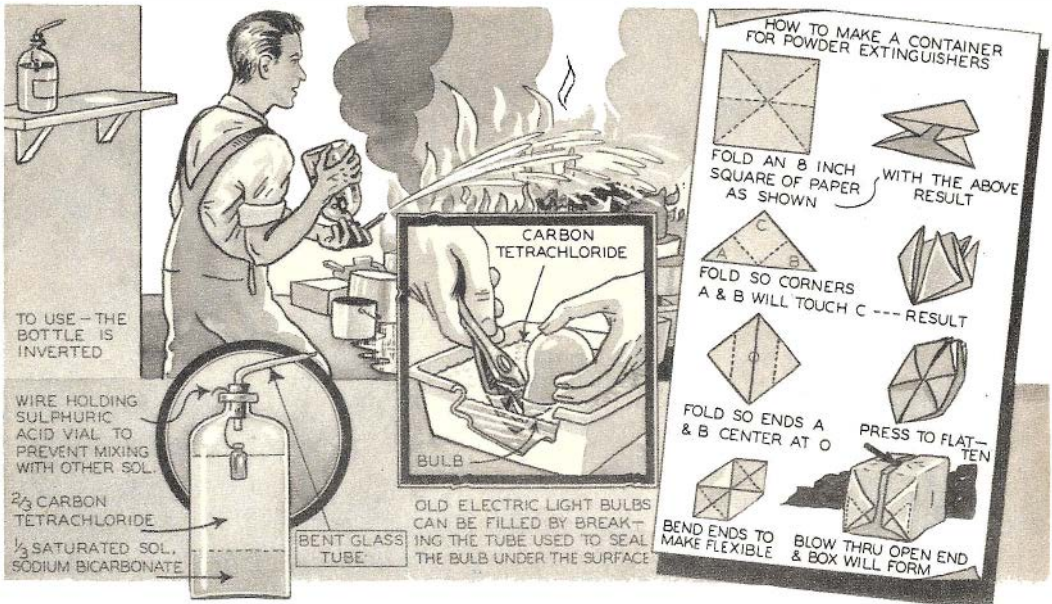
These hardwood jigs are used in forming the copper into intricate shapes. The copper is placed on an anvil and jig driven over it with a ball peen hammer in manner shown.



Too often craftsmen find their soldering jobs fail to hold because the metal itself was not heated to the same temperature as the soldering iron. To insure secure joints, preheat metal with blow torch as indicated.



Fire Extinguishers for Shop and Home



These efficient liquid and dry fire extinguishers cost little to make and provide the home and shop with an assurance of safety. At right is shown a self-energizing extinguisher; center, a light bulb type and at right, containers for dry extinguishers.

FIRE extinguishers are important accessories that no home or shop should be without. They may be prepared in either liquid or powder form, both having equal effect on a blaze. Carbon tetrachloride, commonly used as a household cleaner, will instantly smother a fire, as will dry mixtures of sodium chloride, ammonium sulphate and sodium bicarbonate.


Burned-out electric light bulbs serve as excellent containers for the carbon tetrachloride. Remove the brass shell from the bulb by heating over a flame, submerge the glass envelope (when cool) in a pan of carbon tetrachloride and break the seal on the bottom of the bulb with pliers. Breaking the seal will cause the solution to be forced into the bulb by atmospheric pressure, after which the hole may be plugged with wax. Thrown on a fire, the bulb will shatter, releasing the carbon tetrachloride.

A spray extinguisher, operating on chemical reaction, can be made from a large bottle fitted with a glass tube stopper. Into the bottle is poured 1 part saturated solution of sodium bicarbonate and 2 parts carbon tetrachloride. Fill a perfume vial with sulphuric acid and suspend to cork as shown. Inverting bottle will cause chemicals to mix and shoot out through the glass tube.

Powder extinguishers can be made by mixing 6 parts sodium chloride, 6 parts ammonium chloride and 8 parts sodium bicarbonate and packing in containers as shown.

Sliding Stock Room Flashlight

WITHOUT going to the expense of installing numerous fixed lights throughout length of stock room, illuminating interiors of long rows of deep drawers and bins may be done by stretching a wire overhead, parallel to shelving, and suspending a flashlight from wire, by means of sliding ring.



① PUSH A LITTLE FORWARD WHILE RAISING REAR OF SHELL SLIGHTLY. THIS ALLOWS PEA TO ROLL BACK TO FINGERS

② "AUDIENCE" VIEW OF SAME ACTION. DECEPTION OF SLIDING PEA OUT FROM UNDER SHELL CANNOT BE SEEN

PEA ③

SHELL IS HELD WITH THUMB AND FIRST FINGER AT TIPS

PEA IS HELD BETWEEN TIP OF THUMB AND SECOND

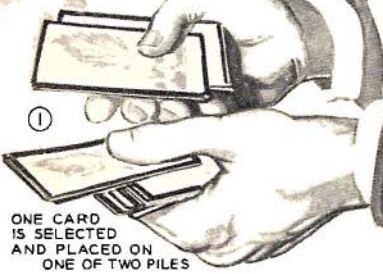
WALNUT SHELLS



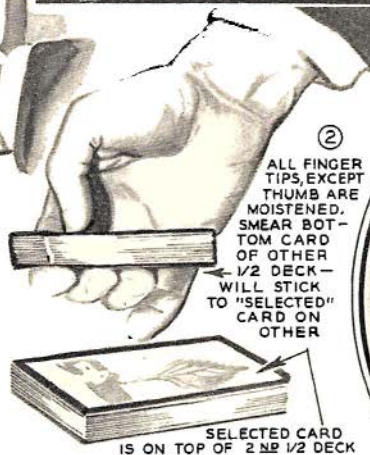
CARD TRICK

The "Old Army Game"—a spectator places a pea under one of the walnut shells, the magician shuffles them and asks under which shell the pea is hidden. Although he watches every movement of the "right" shell, the spectator will be surprised to find the pea under another. These steps show how the trick is performed. Left—How to pick a card selected from a shuffled deck by a member of the audience without actually seeing it. This simple card locating stunt has unlimited application. By careful manipulation it can be used in drawing several cards picked at random.

FUN WITH



① ONE CARD IS SELECTED AND PLACED ON ONE OF TWO PILES



② ALL FINGER TIPS, EXCEPT THUMB ARE MOISTENED. SMEAR BOTTOM CARD OF OTHER 1/2 DECK - WILL STICK TO "SELECTED" CARD ON OTHER

SELECTED CARD IS ON TOP OF 2ND 1/2 DECK



by Colin K. Cameron

SUCCESS in the field of magic comes from a combination of such elements as the magician's skill and experience, his hours of practice with perfect apparatus and his native endowment in the art of *misdirection*—the ability to properly distract the attention of an alert and observant group of people. In other words, it isn't so much the trick itself that counts toward the final effect as it is the ability of the one who shows it.


This is particularly true in the presentation of "pocket magic," that intimate type of trickery into which classification practically all of the simpler stunts fall. They are called pocket tricks because any apparatus needed can be carried easily in the pocket and used

repeatedly with little or no preparation. The basic secrets of these pocket tricks are usually so simple as to be ridiculous. They require no sleight-of-hand or other unusual skill, but depend mainly upon the bland calmness of the illusionist. Thus to excel in the presentation of this close-up type of magic, you must learn to assume that "Why! I wouldn't deceive you for the world!" expression at will. If you can do this and at

the same time accomplish the few simple moves that are necessary in each trick, you'll probably succeed.

Take, for instance, the "old army game" which you may know better as the shell game. The performer shows three walnut shell halves and a pea. He openly covers the pea with one of the shells, then moves the three around on the table in such a manner that you are sure you can follow his every move. When he asks you to point out the shell covering the pea, you always know which one it is.

You do—until the betting starts, but from then on you don't seem to be nearly so adept at following the movements of the shell with the pea. In fact, whenever you are sure that
 [Continued on page 130]



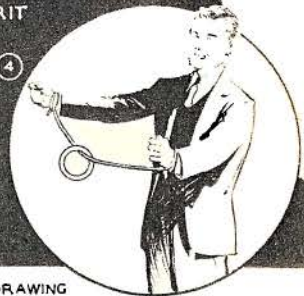
POCKET MAGIC

The "Magic Key" stunt described in the above illustrations is performed without any special apparatus. A spectator is asked to thread a key on a length of string. After doing this he is asked to thread a key on a length of string while you cover the key with a large handkerchief. Under cover of the handkerchief another key is attached in the manner shown and the original concealed under one hand, which is then slipped down to take over the ends while the spectator feels the handkerchief to ascertain that the key is still there. This step permits the original key to be removed without notice, after which the strings are returned to the assistant and the duplicate key removed, with an air of mystery, to complete the illusion.



HAVE 2 SIMILAR RINGS ABOUT 4" IN DIAMETER

THE SPIRIT RING



SECOND SIMILAR RING IS KEPT UNDER COAT ON FORE ARM

SLIPPING RING INTO POCKET

WITHDRAWING RING FROM FORE ARM

RING TO BE "PLACED" ON CORD

In the "Spirit Ring" trick the magician allows a member of the audience to slip a 4-inch wood, metal or glass ring on a light rope which is then securely tied to his wrists. Turning around momentarily he mysteriously removes the ring without tampering with the rope in any way. The secret lies in the use of a duplicate ring which is previously placed in his inside coat pocket. While his back is turned to the audience the ring attached to the cord is pushed over the wrist and concealed under the coat sleeve. At the same time the secreted ring is produced and offered for inspection. The illusion can be made doubly effective by reversing the operation, as explained in the article, so that the ring is once more returned to its position on the rope binding the wrists.



IDENTIFICATION ORDER NO. 1423 July 31, 1937.

FEDERAL BUREAU OF INVESTIGATION UNITED STATES DEPARTMENT OF JUSTICE WASHINGTON, D. C.

18 26 1 Ref. 8 7a

TRETT FROM INTERSTATE SHIPMENT

CRIMINAL RECORD

DESCRIPTION

Age, 38 years (in 1937); Birth, March 11, 1899; Height, 5' 7 1/2"; Weight, 150 lbs.; Complexion, fair; Hair, dark; Eyes, blue; Nose, straight; Mouth, thin; Teeth, good; Build, medium; Occupation, driver; Education, high school; Religion, Catholic; Marital Status, single; Social Status, middle class; Physical Characteristics, none; Special Skills, none.

PHOTOGRAPH TAKEN 1937

AN PATRICK SULLIVAN, arrested at New York, New Jersey, charged with having conspired to receive and possess stolen goods from the Atlantic coast and to receive and possess stolen goods from the Atlantic coast and to receive and possess stolen goods from the Atlantic coast.



"The Silent Sherlock"

On March 2, 1937, an indictment was returned by a Federal Grand Jury at New York, New Jersey, charging Sullivan and others with having conspired to receive and possess stolen goods from the Atlantic coast and to receive and possess stolen goods from the Atlantic coast and to receive and possess stolen goods from the Atlantic coast.

Let independent agencies kindly transmit any additional criminal records or information to the nearest division of the Federal Bureau of Investigation, United States Department of Justice, Washington, D. C., in the event your copy is not received.

Special Agent in Charge of the division of the Federal Bureau of Investigation (over)

Issued by: JAMES EDGAR HOOVER, DIRECTOR.



In order to obtain clear fingerprint impressions, an applicator plate must be used. On it is placed a small amount of printer's ink which is rolled out with a roller made from a length of rubber tubing slipped over a wooden dowel. These photos show the correct way to ink the plate and make fingerprint impressions.

NOTHING grips the interest more quickly today than to read of the marvels of scientific crime sleuthing. The famous fictional detective of a bygone generation, with his calabash pipe and peaked cap, his magnifying glass and numberless changes of costume, has made way for the quiet and unassuming laboratory technician: a man who never goes afield to stalk his prey but who toils through the day and often through the night, bent over microscopes and other modern instruments, patiently accumulating the most damning and positive types of evidence, the kind that no amount of legal pyrotechnics can controvert.

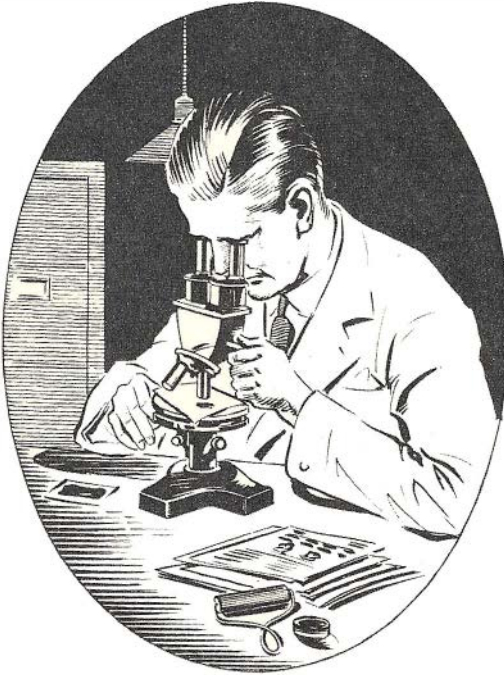
An unromantic and prosaic figure? Not at all! Trained in special schools, he applies the latest discoveries of science. He it is who, with enlarged photomicrographs of bullet scratches made through the ingenious com-

parison microscope, presents to juries the indisputable evidence that the projectile taken from the body of a homicide victim was fired from the same revolver as that found on the person of the accused. He it is who clearly demonstrates that the signature on an important contract is a forgery, that a particular specimen of thousand-dollar bill is counterfeit and that a certain claimant to an estate cannot possibly be the long-lost daughter of the deceased since his blood tests deny such relationship. Unromantic? Hardly!

Anyone who has a bent for investigation and the capacity for taking pains can become proficient in at least certain aspects of this work, notably in phases that do not require an elaborate setup of expensive equipment.

Fingerprint Mysteries Revealed Under The Microscope's Lens

by Julian Corrington, Ph.D.



Set up your own criminology laboratory and discover how the modern G-man gets his clues through a microscope.



With hardly any outlay you can rig up your own criminological laboratory and work out all sorts of ingenious and fascinating problems.

Oldest and most basic of all devices in scientific criminology is the use of fingerprints in the identification of suspected persons. Everyone knows how extensive, how important and how positive this system has become, and that all large police offices maintain files of fingerprints of anti-social persons. But how many know in what ways the fingerprint set of one person differs from that of another; how it is that a police clerk can locate, out of files containing hundreds of thousands of record cards, a given set of prints in less than five minutes; or the growing use of the system in fields other than that of crime detection?

Large corporations, banks, and many other employers use fingerprints as a check on personal identification; masses of illiterate native laborers sign their pay vouchers with their thumb or their finger tips; the Army and the Navy rely on this, the only positive method of establishing identity. If you are one of those who cashed his recent bonus

To "take away" fingerprints from an article having a smooth surface, use a piece of Cellophane "scotch" tape and powdered graphite. Make the graphite powder by rubbing a soft lead pencil on fine sandpaper. Sprinkle powder over fingerprint, dust off excess and press tape over it. Carefully remove the tape, with fingerprints affixed to it, and mount on a white calling card. Cards may be filed under proper classification.

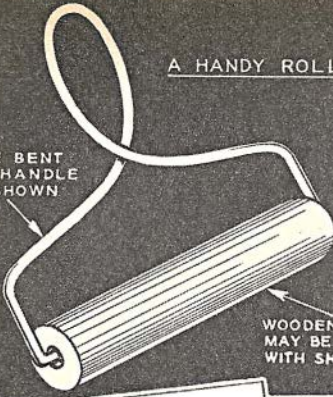
check, you know what you had to do to get your money!

The whole matter is of such general interest and importance that a voluntary movement is under way in this country to secure the fingerprints of everyone. All of us should know something about them; what they are, how they are made and especially how they are used. In every case that has come to our attention, members of state and city police departments have been very helpful and obliging in demonstrating the taking of a set of prints and in explaining the system by which they are filed.

We believe that if this subject should interest you particularly you will receive val-

A HANDY ROLLER

WIRE BENT FOR HANDLE AS SHOWN



WOODEN DOWEL — MAY BE COVERED WITH SHEET RUBBER

the impression is to be made, then again apply the thumb in the same manner, left edge first, rolling swiftly across to the right edge, and lighting away cleanly. The pressure in each case is firm but not excessive so as to avoid smudging. One can do this for himself, but better results will be obtained by having someone else act as the operator. A little practice soon brings perfect results.

This first thumbprint goes in the upper left



This photomicrograph shows one of the four types of fingerprint patterns, the "arch." About 5 per cent of all prints come under this classification.

The photomicrograph at left shows the "loop" pattern. The ridge count along the line drawn from delta to point of core, which in this case is the staple, is 18. The "whorl" pattern in photomicrograph at right shows two deltas at lower corners.

uable assistance from your local authorities.

Human fingerprints represent impressions of alternately elevated and depressed areas in the skin (hills and valleys) which are but vestiges of well developed friction ridges on the palms and soles of our remote ancestors and related mammals. These ridges always run at right angles to the slipping force and are designed to prevent skidding, hence they are exceptionally notable in climbing species. Use of these prints in personal identification depends entirely on the fact that no two sets are ever exactly alike.

A metal, marble or plate-glass slab is smeared thinly with black printer's ink and smoothed with a rubber roller. This is an inexpensive item at any stationery or photography supply store, or one may use an old typewriter platen. Sheets of white bond paper or, preferably, blank white filing cards, may be used to make the records.

The operator grasps the right thumb of the subject with both hands and applies it to the inked slab, beginning with the left edge of the thumb and rolling this member over to its right edge, then lifting away quickly and cleanly. Still holding the thumb, carry across to a point just over the space on which

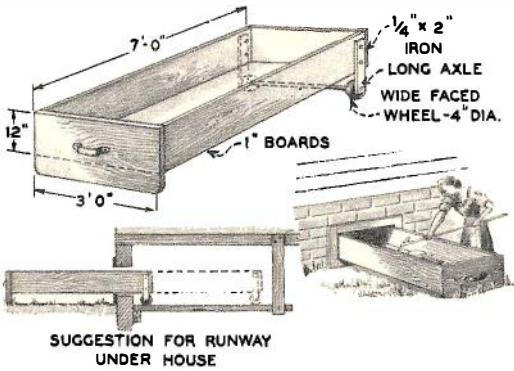
corner of the card or sheet. Remaining digits of the right hand are next done by the same method and in their proper sequence, then those of the left hand, thumb first. These are termed *rolled* prints and a glance at one of the accompanying illustrations will make clear the placement of these separate, rolled impressions. Next comes a second set of *plain* prints, placed beneath the rolled set as a check on their sequence. The left hand goes first this time, at the lower left quadrant of the card, all four fingers pressed simultaneously without rolling. Then comes the four fingers of the right hand in the opposite quadrant and finally the two thumbs together in the center.

In police work it is customary to add data as to age, sex, height, weight, color of hair and eyes, description of other physical characteristics and the subject's signature.

Pioneer work on the classification of the hundreds of thousands of recorded fingerprint patterns was done by the great English biologist, Sir Francis Galton, cousin of Darwin and founder of the biometrical method of studying human inheritance. His scheme was perfected and elaborated by another

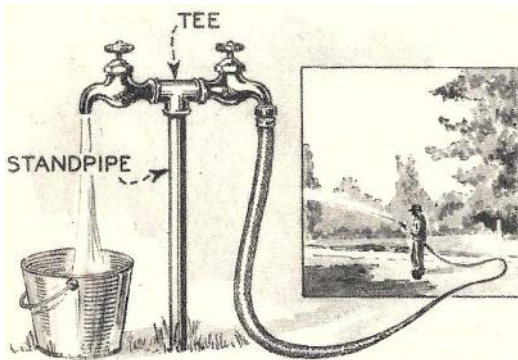
[Continued on page 140]

Sliding Box Under House Holds Garden Tools



A SLIDING box under the house is a convenient place to store garden tools, and removes the necessity for going into the cellar to get each tool wanted. The size of the box may vary with the size and quantity of tools to be stored. The hole through the foundation is made in the same manner as though for a window. The wheels should be mounted on the box after it is in place. A door could be fitted over the opening to remove any possibility of rain entering the box. The ground should be leveled off where the box will rest after it is pulled out.

"T" Joint Improves Hydrant

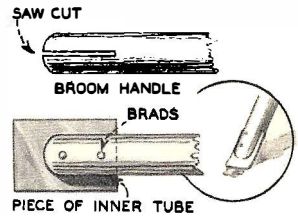


WHEN the yard has but one hydrant which must be used for supplying water for various purposes as well as for the garden hose, the arrangement shown in the drawing will prove to be a great convenience. A "T" connection placed at the top of the pipe riser makes it possible to connect a faucet at each end. With two connections, the hose need not be disconnected each time the faucet is needed for filling a pail of sprinkling can with water. If the hose is in use and water is drawn from the other faucet, the hose need


not be turned off as the water will flow more readily out of the other connection.

Rubber Increases Broom Use

A FLAT piece of rubber fastened in a slot at the end of the broom handle will improve the usefulness of the broom considerably. The rubber can be cut from an old inner tube. The size may vary to meet the requirements of the work to be done. This device is particularly valuable for removing material stuck to the floor, on which the broom bristles have little or no effect.



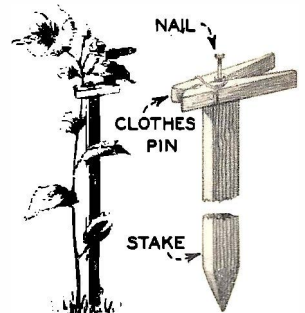
Extra Screw Eye Holds Hook



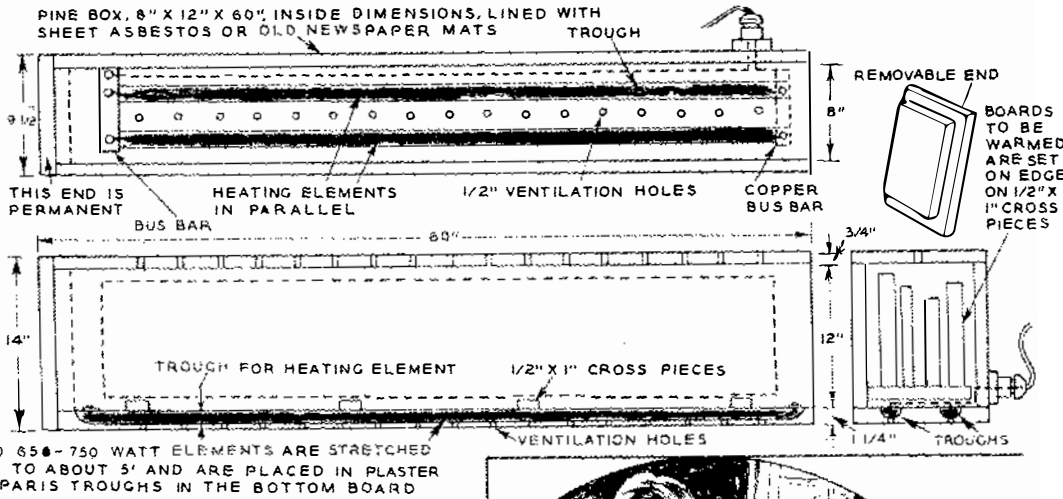
WHEN a screen door using a hook is in use, the hook often swings out between the door casing and door jam, thus holding the door slightly open or damaging the edge of the door. This annoyance can be eliminated easily by having another screw eye fastened to the door into which the hook can be placed when not in use.

Clip Supports Flower Stems

WHEN flower stems are very delicate, each puff of wind either bends them seriously or breaks them off. By mounting a spring clothes pin at the end of a short stake, complete support and protection will be given the flower.



ELECTRIC WARMING KILN




To insure a secure glued joint, the wood should be heated in a kiln as illustrated at right. A home-made device of this type is described in the details above. Heat is provided by uncoiled resistance units inserted in plaster of Paris troughs running along the bottom of the box. Kiln is insulated on sides and ends with heavy sheet asbestos.

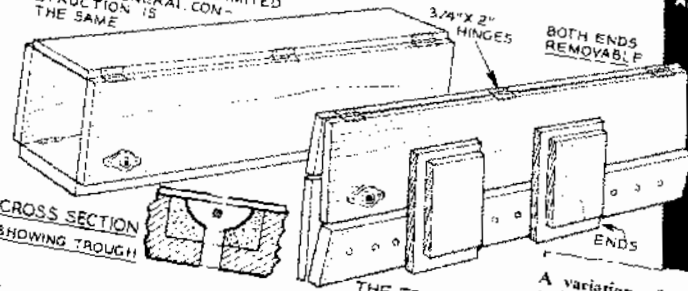
GLUE is associated with wood-working jobs as closely as lubricating oil is to an automobile. And, just as many motorists are careless with their lubrication, so many cabinet workers are careless with their gluing. In either case the job does not stand up under usage.

Here are a few tips which will aid the amateur craftsman to glue up his jobs for permanency.

Ready-prepared, cold glue will serve very well for many small jobs, but for big glued-up jobs such as chests, table-tops, bureau-tops and the like, a good grade of hot, boiled cabinet glue is unsurpassed. However, the adhesive quality of hot glue is greatly im-



THIS FOLDING KILN IS FOR THE WORKSHOPPER WITH LIMITED SPACE - GENERAL CONSTRUCTION IS THE SAME



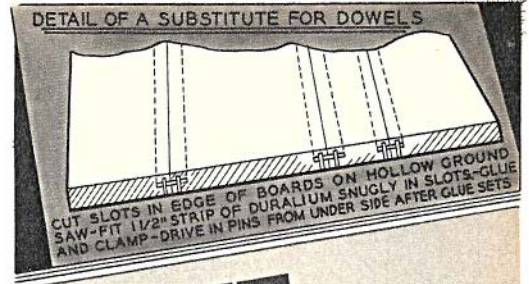
HEAVY SHEET ASBESTOS ON ALL SIDES

SHEET COPPER BUS BAR

A variation of the permanent kiln is the folding type described at left. The bottom is tacked to provide parallel grooves 1/4-inch wide and 1/4-inch deep. Into the grooves is poured plaster of Paris which is molded with a 1/8-inch dowel to receive heater wire taken from a bowl heating unit.

paired if it is applied to a cold surface. Even though the job is quickly clamped up, a portion of the glue will have congealed, and it can not be squeezed to a thin, microscopic film necessary to provide a good hold. When hot glue is used the pieces to be glued should be warmed to at least 150 degrees; a higher temperature is even better.

A simple means of warming up stock to be glued is through the use of an electric warming kiln which can be made



HOW TO TURN OUT GOOD GLUED-UP JOBS

Above—Substitute joints can be made with duraluminum strips if stock is too thin to warrant use of dowels. Below—This glue clamp is superior to many commercial types and is simple to make as details indicate.

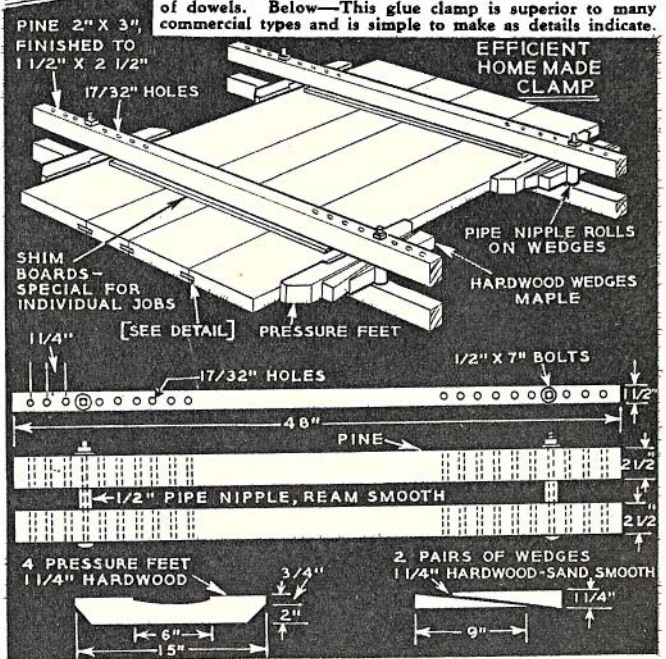
cheaply by any home craftsman. It consists merely of a wooden box with inside dimensions about 8 by 12 by 60 inches with an opening at one end. The inside is lined with several thicknesses of asbestos paper or better still, with sections of discarded newspaper mats. These possess excellent heat insulating properties, and are tougher and stronger than asbestos paper. All sides of the box, except the bottom, are of 3/4-inch lumber of any kind. The bottom is 1 1/4 inches thick, with two grooves about 3/4-inch wide and deep cut lengthwise on the inside surface.

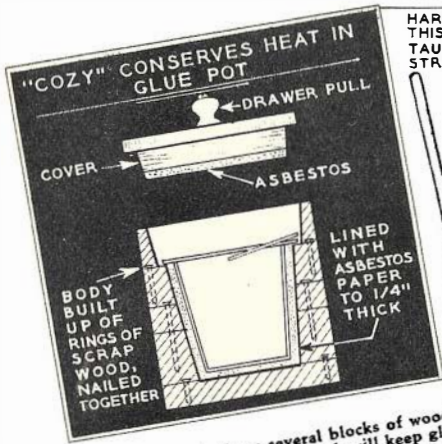
If routing or dadoing facilities are available, the cutting of the grooves is an easy matter. Otherwise the grooves can be formed by making a built-up bottom.

Plaster of Paris is poured into the grooves. Before the plaster has set firmly, a 3/8-inch rod is pressed into it to form a semi-circular trough. The heating elements rest in these plaster troughs, as shown in the accompanying illustrations. The 650 to 750-watt replacement elements can be bought at any electrical supply store. The kind used on reflector type heaters is best. These can readily be stretched out to reach between the two sheet copper bus-bars. When stretched, the wire will not glow as brightly as when

close wound, but the actual amount of heat released is the same. After the elements are in place, the bottom is covered with asbestos paper or mats, perforated immediately above the troughs. Rows of small holes in the top and bottom of box permit circulation. Otherwise the heat generated would be confined to the lower part of kiln.

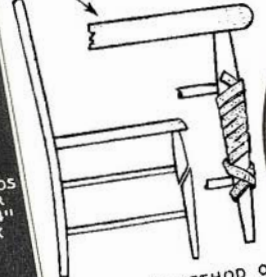
It will be seen that the boards are placed on edge in the kiln, resting on 1/2 by 1-inch cross-battens. Fifteen minutes is usually sufficient to warm up 1-inch stock for gluing. When hot air emerges freely from the top





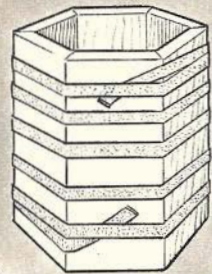
A glue pot "cozy" made from several blocks of wood with a circular cut made in the center of each will keep glue hot for as long as five hours. "Cozy" is lined with asbestos paper and fitted with a tight lid so that heat is retained.

HARD TO CLAMP JOBS LIKE THIS CAN BE BOUND WITH A TAUTLY STRETCHED RUBBER STRIP UNTIL GLUE SETS



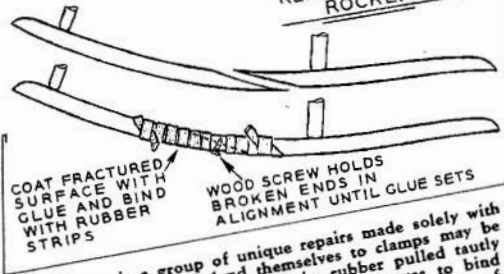
THE METHOD OF REPAIRING CHAIR LEG CAN BE APPLIED TO TOOL HANDLES, RAKES, BROOMS ETC.

RUBBER STRIPS ARE ESPECIALLY VALUABLE IN GLUEING UP A JOB LIKE THIS



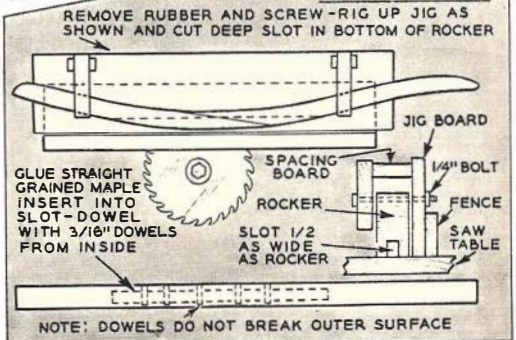
INNER TUBE STRIPS

REPAIRING BROKEN ROCKER



Shown above is a group of unique repairs made solely with glue. Jobs that do not lend themselves to clamps may be secured with strips of auto inner tube rubber pulled tautly around the glued members. Friction tape serves to bind broken rockers while glue is drying. Below—a strip of straight grained maple inserted in slot cut in rocker and secured with dowels makes a lasting and invisible repair if glue is applied properly. Cut slot on circular saw as shown.

PLACING INSERT IN ROCKER



NOTE: DOWELS DO NOT BREAK OUTER SURFACE

holes, these can be covered with a board and the current switched off. The kiln will conserve its heat for an hour or more.

The home shopman with limited space may find a folding kiln more suitable to his needs. The basic construction of this is the same as in the rigid kiln, except for the hinged arrangement. When folded it takes up very little space as indicated in the details.

Many amateur craftsmen lack suitable clamping facilities for big glued-up jobs, like table-tops, and must resort to make-shift means. The homemade clamps shown are as efficient as any "patent" clamps on the market; better, in fact, than many. They hold the job absolutely flat while the glue is setting. The construction of these clamps is obvious and needs no explanation. When setting the wedges, swing a hammer in each hand and hit the wedges simultaneously. Note particularly that the pressure feet employed tend to distribute the pressure evenly over the surface.

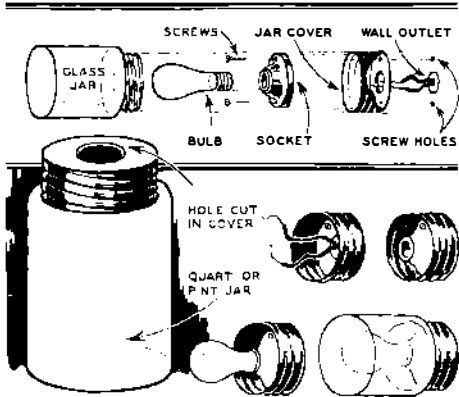
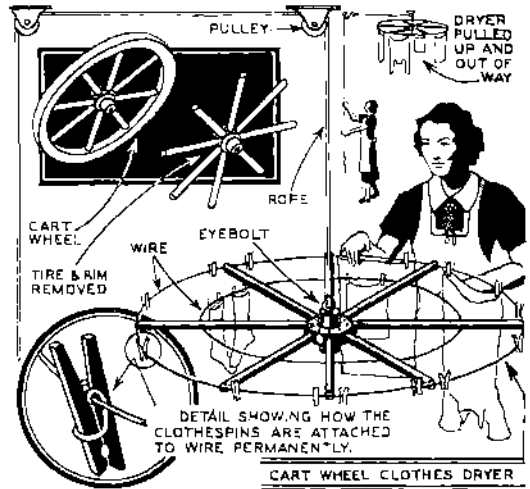
For a glued-up job of everlasting permanency, apply the method shown at top of page 93. Of course metals other than duraluminum can be used, though it is suggested because of its lightness and strength. Matched grooves can be cut on the circular saw, and the metal driven to a tight fit in the grooves. The pins are driven in from the under side after the glue has set. This job

[Continued on page 128]



A Novel Clothes Drier For Porch Or Basement

WHEN a small clothes drier is necessary about the house, the arrangement shown in the drawing will prove especially useful. An old cart wheel is used with the rim and tire removed, leaving only the hub and spokes. A slot is cut in each spoke a short distance from the end and another at the end. Clothes line wire then is inserted in each slot around the wheel, resulting in two circles of wire on which the wash may be hung. Before placing the wire in position, fasten two clothespins between each spoke as shown. A screw eye is fastened to the center of the hub, making it possible to hang the entire arrangement from the ceiling. The drier can be lowered when the clothes are to be hung, and raised up out of the way while they are drying.

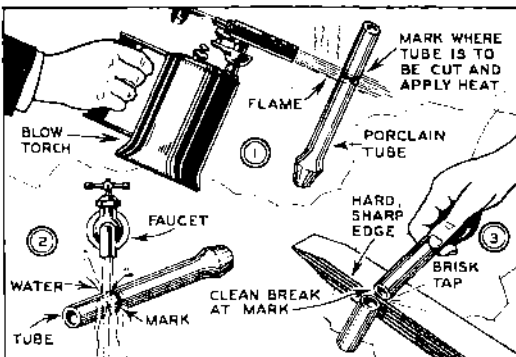



Glass Jar Protects Outdoor Bulb

A GLASS jar mounted over an outdoor bulb offers considerable protection against it being broken accidentally. The size of the jar to be used will depend on the size of the bulb it is to protect. Cut a hole through the jar's cover to permit the connecting wires to pass through. Then mount a standard wall or ceiling socket in the cover. Mount the cover and socket to the wall and connect to the power source. The bulb is placed in position in its socket and the jar then is screwed into its cover.



Heat Speeds Rusty Screw Removal

MANY times it is quite a task to remove rusty screws without the danger of twisting off the head. A simple way to overcome this difficulty is to pour a small quantity of oil over the screw and to heat the screw with a hot iron. After the screw has become heated, it is usually a simple matter to remove it.



How To Cut Porcelain Tubes


A DEPENDABLE method of breaking porcelain tubes at the correct point and without leaving jagged edges will prove very useful to the householder and technician. First mark the tube with a three-cornered file at the correct spot. Then heat the point marked, with a blow torch. Be sure to revolve the tube while the flame is being applied. When the tube has become very hot, place it in a pan of water or under the faucet at the point marked.




USE TINY PIECES OF WOOD FOR NOSE, MUSTACHES, ETC.

NOVELTY LATHE TURNED BOTTLE CORKS

A group of bottle cork characters may be turned to shape from a single piece of wood, then cut apart as photos show. Make them from either pine or maple.



1/4" SQUARES
SUGGESTION FOR HEAD SPINDLES
ABOVE: CUT TOP OF HEADS SO HATS MAY BE ATTACHED AT JAUNTY ANGLES



Turn the bottle corks to shape from spindle stock 1 to 1 1/2 inches in diameter following the squared pattern suggested above. Separate each section of the turning and glue together to form the various characters. Decorate with gloss enamels.

by Ray J. Marran

AN INTERESTING and fascinating lathe project for junior home-craftsmen is the turning of small, novel and comical heads for bottle corks. The spindle stock may be pine, or maple, 1 to 1 1/2 inches in diameter. The length of the heads vary from 1 to 2 1/2 inches.

Shape the turning into balls and ovals to represent heads and shoulders. Hat shapes may be turned directly on the head, or turned separately, then attached to the head by cutting angular slices off the top of the heads so the hats can be glued on at jaunty angles.

Noses are represented by gluing tiny pieces of wood in the front of the faces as shown. Paint the faces flesh color, with black hair and black dots and lines to indicate eyes and mouth. The hats and the shoulders should be painted in bright colors. Use two coats of quick drying enamel to produce a high gloss. Glue the bottle corks to the bot-

tom of the head ornaments with waterproof glue, or household cement.

Depth Gauge For Hand Saws

WHEN making shelves, window frames and furniture it is often necessary to cut a number of joint notches to uniform depths. To insure all saw cuts being identical, scribe a series of lines along one side of the blade, spaced about 1/4-inch apart. A phonograph needle, inserted in a mechanical pencil, and drawn along a straight edge, will insure accurate markings.


Stony Top



A Miniature "mountain" made of small pieces of broken field stone will discourage dogs, cats and small boys from using the top of a brick or stone fence as a roosting place. The stones are merely set in a layer of mortar about three inches deep. One part of cement to three parts of fine sand will make a satisfactory mixture.

Wooden pickets fastened in place with ordinary nails soon develop ugly rust streaks. To avoid this disfigurement, use blued lath nails, or, better still, thin flat head brass wood screws. The latter take more time to put in than nails, but they hold better, and, if countersunk, can be completely concealed by using small dabs of plastic wood.

Rusty Pickets




First Aid To Glass Cutters Rubber Band Holds Bristles

THE first and most important rule for successful glass cutting is: Never draw the cutter along a line already made, or across a line. A line hardly discernible will cause a break much cleaner than a heavy one, and it will be not nearly as damaging to the sharp edge of the cutter.

If a large piece of glass is to be reduced in size mark the size carefully by nicking the edges or touching with a pointed wax crayon. Lay your straight edge in place, put the cutter against it and make one stroke from one edge of the glass to the other. Now if you next turned the glass and made the other hair line, the glass cutter wheel would have a tiny nick in the blade where it crossed the first line. To prevent this, first break off the waste designated by the first hair line.

When a small piece of glass is used, the waste can be broken off easily with the hands.



THE bristles of a brush can be stiffened easily by fastening several rubber bands around them approximately one-half inch from the end for use as a stenciling brush. If a brush is not needed for painting purposes, it can be made into an excellent stenciling brush by cutting off all but approximately one-half inch of the bristles. When a painting job is completed, many persons are at a loss as to how to keep the brush soft and pliable until the next time it is needed. Keeping it in a can of water is satisfactory but somewhat cumbersome because of evaporation. If brushes are wrapped in wax paper and dipped in hot paraffin to seal in the moisture, they will remain in good condition for several months. If brushes are kept in good condition at all times, it will not be necessary to purchase new ones each time some painting must be done.



MM Short Wave


AT LEAST once in the life of every amateur comes a desire to go on high power, not necessarily with a "California Kilowatt," but with something in the 400 to 500-watt class. The amplifier about to be described, with 400 watts input, is intended for operation with the oscillator-buffer combination described in the February 1938 issue of **MODERN MECHANIX**.

Using a T125 tube, this amplifier is easily constructed and its operation will be a pride and joy to those who build it. The T55 used in the buffer stage will give far more than enough excitation for the T125 and therefore is operated considerably below its rated maximum input. The power supply shown in this installment is capable of handling both the buffer and the final stages in the event the supply described last month was not constructed.

The parts for the r.f. section are mounted on a piece of plywood eighteen inches square by one-quarter of an inch thick. The black paint used was made by dissolving pieces of an old phonograph record in alcohol. This paint not only dries very rapidly but has fair insulating qualities.

The filament transformer should be placed close to the connections on the baseboard to insure the filament against reduced voltage because of voltage drop in long leads. Because of this, the transformer is not shown in the picture of the power supply, having been mounted on the rack in which the transmitter is located.

An 0-100 millimeter will give a good check on the rectified grid current in the final. According to manufacturer's specifications, the T125 grid current should not exceed sixty milliamperes. With the T55





The turns of heavy wire around L2 are to couple tank coil to antenna tuning unit. Connections at the rear of the baseboard are for filament, plate, and fixed bias. The neutralizing condenser (C5) is of the split-stator type, series connections being used.

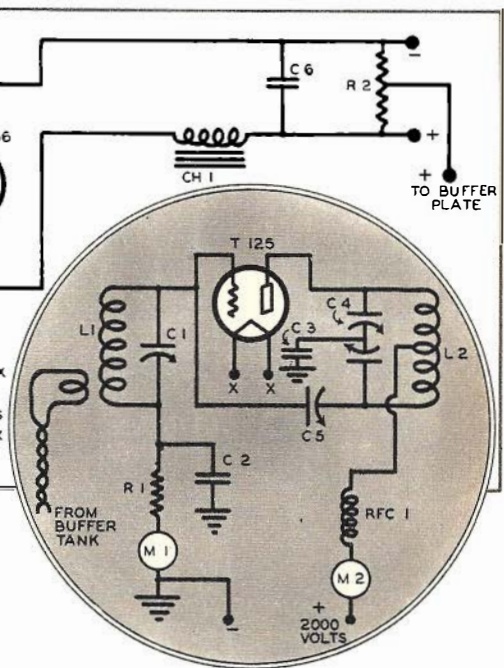
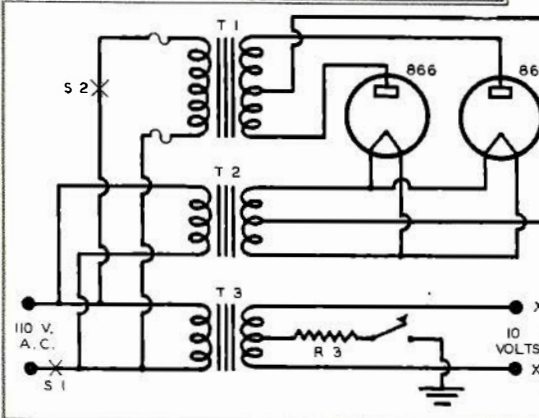
Transmitter

PART II

by
Clifford Peters



At the left are shown only three of the many possible methods of coupling the antenna to the tank coil. The power supply switches are arranged so that power cannot be applied to T1 until the switch for the filament transformer is closed.




Parts Required

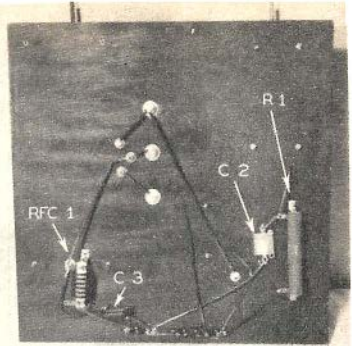
- C1 .00015 mf. (Hammarlund MTC-150-B)
- C2 .002 mf. (Cornell-Dubilier 4-22020)
- C3 .005 mf. 5,000-volt
- C4 .000098 mf. (Hammarlund TCD-100-A)
- C5 .000031 mf. (Hammarlund MCD-35-SX)
- C6 2 mf. 3,000 volt working
- R1 4,000 ohms (IRC EP)
- R2 100,000 ohms (IRC HOA)
- R3 200 ohms (IRC EP)
- T1 2360-0-2360 volts (Kenyon T-653)
- T2 2.5 volts, 10 amperes (Kenyon T-360)
- T3 10 volts, 4 amperes (Kenyon T-365)
- Ch1 10 henry filter choke (Kenyon T-178)
- RFC1 radio frequency choke (Hammarlund CH-500)
- M1 Milliammeter 0-100
- M2 Milliammeter 0-300
- Coil forms (Hammarlund SWF-4)
- Flexible couplings (Hammarlund FC)
- Three 4-prong sockets (Hammarlund S-4)
- Antenna tuning condenser (Hammarlund TC-150-A)
- Dials (ICA No. 2169)
- Socket for T125 (ICA No. 956)
- Fuse mounts (ICA No. 2342)

No fixed bias is shown in the diagram, but when plate modulation is used some provision should be made for keeping plate current down if excitation fails.

- Insuloid rod (ICA No. 2175)
- Insulated grid caps (ICA No. 870)
- S1, S2, toggle switches (ICA No. 1230)
- Two Taylor T125, two Taylor 866
- Stand-off insulators with jacks (ICA No. 2321)
- Small stand-off insulators (ICA No. 2300 and 2301)
- Insulex High-Voltage stand-off insulators (ICA No. 2338 and 2339)
- Sub-panel stand-off insulators (ICA No. 2305 and 2306)
- Terminal strips (ICA No. 2420 and 2413)
- Miscellaneous bolts, nuts, screws, wire, etc. (ICA)



The filament transformer for the 866's and the filter condenser do not show in the photograph of the power supply, being mounted in the rear. This supply will handle both the buffer and the final with excellent regulation. During tests, the oscillator also was operated by the same supply with completely satisfactory results.




Although in the photograph C3 appears to be connected to r.f. choke, this is not the case. It is connected to the small pass-through insulator.

operating anywhere near maximum input, the current will exceed this amount. Therefore, keep the input down so that the current remains near the thirty to thirty-five-milliamperere mark for c.w. When plate modulation is used, the grid current should be increased to fifty milliamperes. This is one of the advantages of using a tube of greater output than actually is necessary. Many amateurs have known the time when a tube needed just a little more excitation than could be supplied without rebuilding. With this set, the problem is eliminated, because the buffer is ready to "give" at any time.

One or two turns are used for link coupling the buffer tank to the T125 grid coil. When C1 is adjusted to about one-quarter to one-third capacity, the correct grid current will be produced. The final is neutralized in the same manner as was described in the February issue of *MODERN MECHANIX*.

Do not apply full power to the plate until the point of resonance on the tank condenser (C4) is determined, and then only when a load is applied to the tank. Always use a dummy antenna during the tuning up period. Nothing is a greater nuisance to listeners than to hear some enterprising "ham" getting his rig on the air.

When the final is keyed, the resistor bias shown will be entirely satisfactory, but if oscillator keying is to be used, either battery or some other form of fixed bias must be provided to keep down the plate current when excitation fails. In this same classification belongs the warning that all power sup-



The antenna tuning unit. The parts are connected according to the tuning system selected and the antenna used. Exact dimensions of antenna coil will vary with individual conditions.

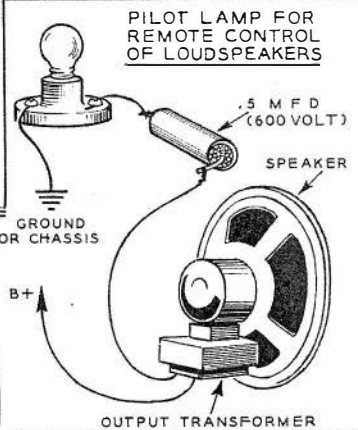
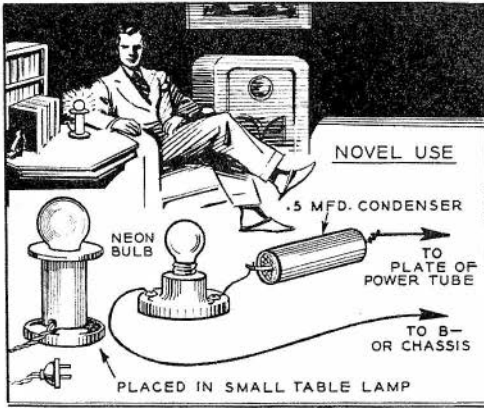
plies should be fused, or an overload relay should be inserted in the circuit. Great will be the sorrow of the "ham" who loses tubes or a power supply just because he failed to exercise reasonable caution. An overload relay or a few fuses will prove to be the most valuable part of the rig when something goes wrong.

Several forms of antenna tuning systems are shown. The best one for any location will depend on the antenna used. For complete information on antennas, the builder is referred to the chapter on antennas in the "Radio Amateur's Handbook."

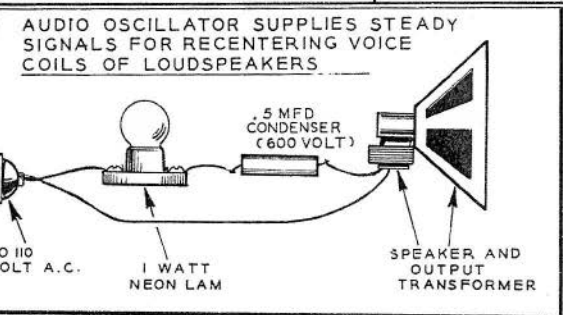
Because of the high voltages used in the final, and in the interests of safety, flexible couplings and insulated rods should be used for attaching the dials to the condensers. This is good practice for any transmitter, regardless of the voltages used.

The grid coil should be of approximately the same dimensions as the buffer tank coil, that is, twenty-six turns on a four-prong plug-in coil form. For the 80-meter band, the tank coil has twenty-six turns of No. 12 enameled wire wound on a three-and-a-half-inch form. The winding should be spaced to measure four and a half inches. This coil can be of the manufactured variety, or wound on one of the many forms available.

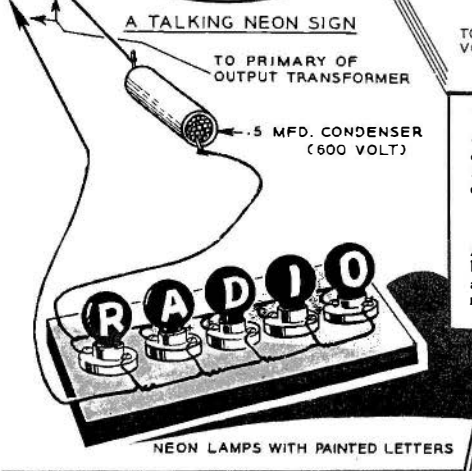
STUNTS WITH NEON BULBS



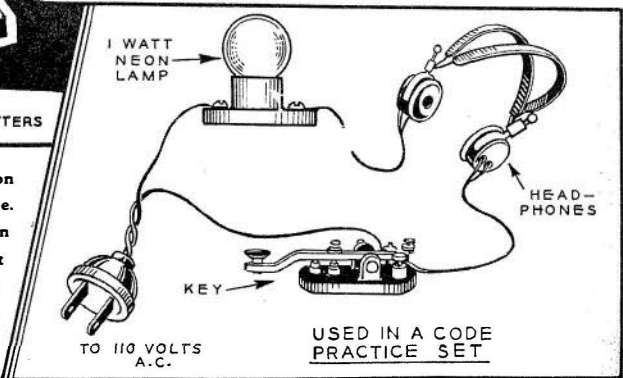
A 1/2 or 1-watt neon bulb and .5-mfd. condenser provides the necessary apparatus for performing these interesting stunts. At upper left is shown a novel decorative lamp converted into a radio tuning indicator. Simply replace the original bulb with the neon lamp, connect the .5-mfd. condenser in series with one of the fixture cord wires, and attach to set as indicated. Left—A neon bulb and condenser connected in series with one lead of remote speaker serves as pilot light.



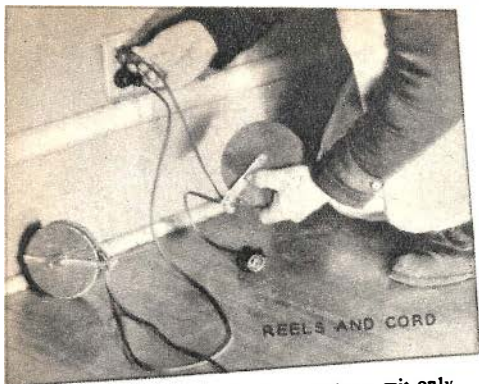
When recentering the voice coil of a dynamic speaker, so as to eliminate rattling noises, an audio signal is helpful in obtaining correct adjustment. Such a signal is provided by a neon bulb and a .5 mfd. condenser connected to 110 volts a.c. and to the dynamic speaker transformer primary lugs as shown above.




A quick and simple hook-up for a code practice set as shown below. Key, earphones and neon bulb are connected in series to a convenient 110-volt a.c. outlet. The key and the bulb are mounted on a plywood or Masonite board for convenient handling.



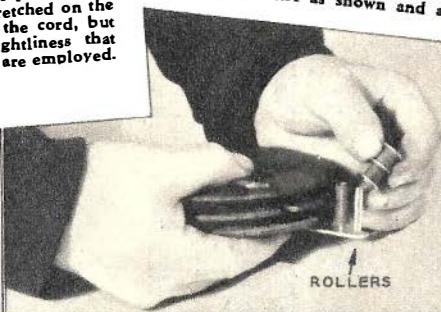
This "talking" neon sign consists of several neon bulbs inserted in sockets attached to a wooden base. The sockets are wired in parallel to an extension cord which permits their connection to the output transformer primary of a radio set. Lettering is outlined on the bulbs with a china marking pencil and the background blocked out with black paint. The lamps will glow in varying intensities according to the pitch of the sound emitted by radio.



These handy rewind extension cord reels permit only the exact length of wire needed to be stretched on the floor. Their use not only adds life to the cord, but at the same time eliminates the unsightliness that often prevails when ordinary extensions are employed.



Three discs, 4 or 5 inches in diameter, are required for each reel. Cut these to shape from plywood or pressed board, slot the center disc as shown and assemble on small wooden hubs.



Left—To prevent cord from kinking when it is wound on the reel, roller guides are used. These are mounted to the end of two brass strips which are pivoted to exact center of the reel. Make the rollers from 1/4-inch brass tubing, cover with 1/8-inch rubber tubing and attach to strips with machine bolts.



SPRING REWIND REELS FOR EXTENSION CORDS



The fixture cord, which needs no special preparation, is doubled at the center, slipped through the rollers and inserted in the slotted center disc, as shown at left. By routing out the center of the middle disc and one hub, an alarm clock spring winder may be installed to provide an automatic rewind for the cord reel. Otherwise, reels can be wound by hand.



EXTENSION cords have a habit of getting tangled up and kinked, especially when they are rolled up or doubled up after use.

The reels illustrated will not only provide for quickly rolling up the cords when not in use, but, by eliminating kinks and tangles, will extend the life of the cords considerably. Two reels are illustrated, one of which is fitted with a clock spring to wind up

the cord automatically.

This reel is four inches in diameter and will hold ten feet of extension lamp cord. The other reel is five inches in diameter and holds twenty feet of cord.

The cords can be quickly attached or detached from the reels in the center and are wound up towards each end so that it is not necessary to unwind the entire cord when only part of it is needed.



1ST PRIZE



2ND PRIZE


MODERN MECHANIX PHOTOGRAPHY

SECTION

PAGES 103-116



4TH PRIZE



3RD PRIZE



5TH PRIZE

FIRST PRIZE—\$15—this month goes to George Yater, of Provincetown, Mass., for his unusually well composed beach picture. The silhouetted rudder and the overturned rowboat make good "atmosphere." Avus camera, $3\frac{1}{4} \times 4\frac{1}{4}$ Panatomic film, f. 22 at 1/100 second with green filter. **SECOND PRIZE—\$10**—to William C. Gurtz, Sandusky, Ohio, for the intimate close-up of a hen's mouth. Mr. Gurtz' son heard the expression "scarier than hen's teeth" and decided to investigate. Roli film camera, $2\frac{1}{4} \times 3\frac{1}{4}$ Isopan film. **THIRD PRIZE—\$5.00**—Clever use of composite photography by J. Allan Cameron, Moose Jaw, Sask. Simplex camera, Panatomic film, three separate exposures with 2 photo-flood bulbs. (See pages 108, 109, February issue of MODERN MECHANIX.) **FOURTH PRIZE—\$5.00**—"Aw, Let Us Out!" Two appealing little pups caught by the Leica camera of Keith Swanson, Champaign, Ill., at 1/100 second at f. 6.3, Agfa Superpan film. **FIFTH PRIZE—\$5.00**—Night pictures can be as interesting as sunshine shots. Part of New York's skyline caught by W. I. Roberts, 340 West 55th St., New York, with a Kodak 1A. Verichrome film, 8 minutes at f. 11. Camera was supported steadily during long exposure to eliminate movement.

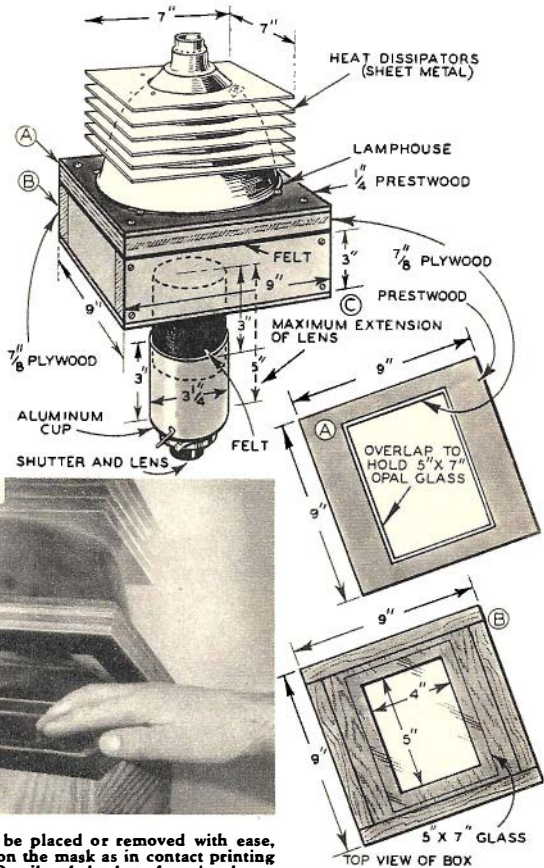
MONEY FOR YOUR PICTURES

Get busy with your camera and send in unusual pictures of people, animals, machines, trains, airplanes, etc. Each month we will pay \$15 for the best picture received from readers, \$10 for the second choice, and \$5 each for the next three selections. Prints should be glossy, as large as possible up to 6x10 inches (although a small, clear photo is more desirable than a big, fuzzy one) and should be accompanied by the following data: make and size of camera, type of film, and how developed and printed, lens opening and shutter speed, and lighting conditions. Wrap all prints carefully and include postage if you want them returned. Address all contributions to Photography Editor, MODERN MECHANIX, 1501 Broadway, New York, N. Y.

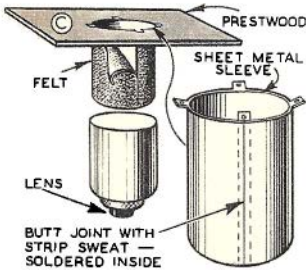
The Modern Mechanix



Above—Six square sheet-metal heat dissipators are riveted to top of the lamphouse reflector.



The negative may be placed or removed with ease, being merely laid on the mask as in contact printing (above). Left—Details of the lens focusing housing which telescopes over a felt-lined sheet metal tube. Right—Dimensions of the enlarger when designed especially for handling 9x12 cm negatives.



IF FOR economical reasons you wish to build an enlarger instead of purchasing one of the excellent manufactured jobs, do not expect that the homemade article need be less efficient and easy to operate. This one, in fact, has features and new departures that you will not find on any of the best domestic or foreign manufactured enlargers.

Consider this outstanding new development, for instance; the negative is inserted in identically the same manner as in contact printing! There is no wrestling with a negative holder or slide; no longer is it necessary to spend minutes joggling the negative about so that it is centered between two loose sheets of glass.

Illumination is provided by a brilliant photoflood lamp, which is controlled with a

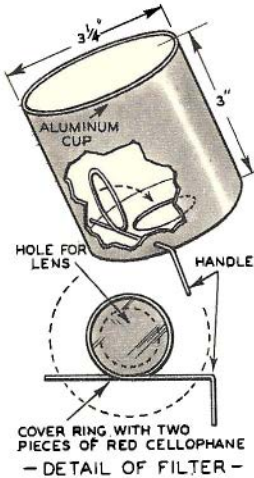
simple rheostat instead of the usual type which affords only a "bright" and a "dim" illumination range. This means that you can expose each negative for the same length of time, regardless of its density, by merely turning a knob. In addition, if you happen to have an electric exposure meter, you can test the light passed by each negative and bring it up to a given illumination by adjusting the rheostat, making exactly correct exposures possible every time. Heat from the photoflood lamp is adequately taken care of, not by ventilation but with a set of six sheet-metal heat dissipators attached to the lamp-house reflector.

There will be times when you will wish to make larger pictures than the baseboard will accommodate; in a split second, then, give

ENLARGER

by Kenneth Murray

An easy to build and economical projection printer.



The sketch above shows the construction details of the simple red cellophane filter which is placed over the lens, by turning the wire handle, while the enlarging paper is being positioned on baseboard of enlarger.

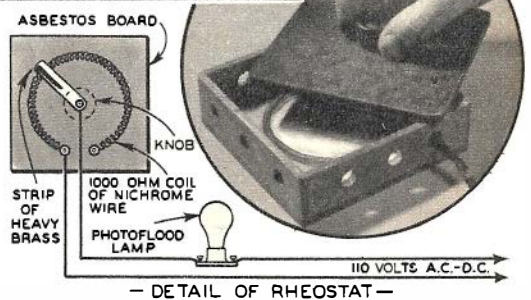
the enlarger a quarter-turn and it is converted into a horizontal enlarger for projecting the negative to mammoth proportions on a sheet of sensitized paper pinned to a convenient wall. You will then find it an easy matter to make large photo-murals for wall decoration. Again, although the enlarger was designed for negatives up to the popular 9x12 cm size (3 1/2x4 3/4-inch), the dimensions are generous and when necessary it is possible to enlarge 9x12 cm sections of 5x7-inch and even 8x10-inch negatives without cutting them! This feature makes the enlarger truly universal in scope.

As the enlarger is counterbalanced, the use of heavier and more durable parts was favored in order to combine ruggedness with a complete absence of vibration. The latter is an important consideration of any projection printer if wire-sharp enlargements are to be made consistently.

The size of the baseboard depends on the




Above—How the counterweight is attached. The small pulley is set into a slot cut in top of the pipe. Left—Graceful in appearance, the MM enlarger has many features which make it stand out from ordinary projection printers. Simple in construction, there are no parts to wear or get out of order.

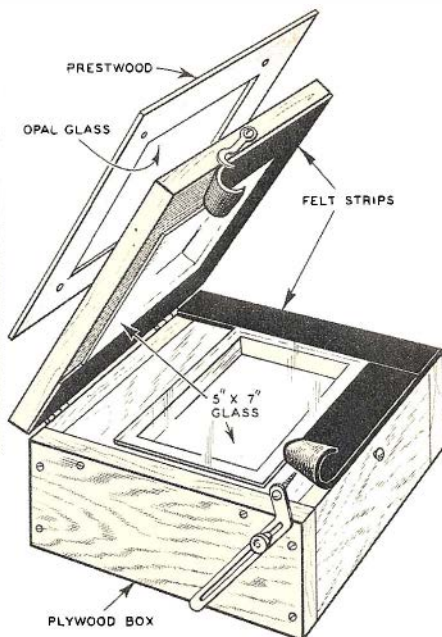


This sketch shows how to hook up a rheostat to control illumination provided by a photo-flood lamp. Circle—Uncovered rheostat, showing simple parts.


size of the prints you wish to make. The pipe and fittings described here are intended for a baseboard size 14 by 18 inches, which is adequate for normal work and is not cumbersome. It was made of 5-ply wood, which was sanded, the corners slightly rounded, and varnished. Cleats on the bottom make it easier to screw or bolt the flange for the upright pipe support. Here is a list of the fittings you will need, including metal for the



A thumb screw set in the back of a galvanized iron tee clamps the projector to the upright iron pipe support at any desired height (above). The screw eye in the tee is for attaching the counterbalance rope. All parts are simple, but rugged.



Strips of black felt are cemented around the 5x7-inch glass sheets which are cemented over the opening in the plywood enlarger body, as shown at left. The lid of the enlarger is fitted with a sheet of opal glass and attached to the body by means of hinges, as shown in sketch above.



manner of assembling the fittings is shown clearly in one of the accompanying illustrations. A small brass pulley wheel is set into a slot filed in the top of the upright pipe, and the counterbalance weight is made by forming a tin sleeve that fits loosely inside the pipe, filling the sleeve with molten lead and setting a large screw eye into the top. If necessary a piece can later be cut from the lower end to regulate the weight or pull.

The body of the enlarger is made of 5-ply wood to form a 9-inch square, 3-inch deep box to which a plywood lid is hinged. Cut a 5x7-inch hole in the center of a 9-inch square of 1/4-inch Prestwood, screw it to the lid, and in the latter cut a 4 3/4 x 6 1/4-inch hole, as illustrated. This leaves a ledge for a sheet of opal glass, which diffuses the light before it reaches the negative. A 5x7-inch piece of opal glass is preferable to a smaller size, so that the illumination will not fall off at the edge of the negative. With this construction even lighting is assured, and there will not be a "bright spot" in the center of the projected negative.

heat dissipators; the cost, at a plumbing shop, was \$1.22:


- 1 1" galvanized iron pipe (31" long)
- 1 1" galvanized tee
- 1 1/2 x 3 1/2" galvanized nipple
- 1 1/2" floor flange
- 1 1" floor flange
- 6 7x7" sheet metal

It will be necessary to drill or file out the larger threads in the tee so that it will slip easily, but with no excess play, over the 31-inch pipe. It is advisable to go over the latter with emery cloth to smooth it up nicely. Drill and thread a hole in the back of the tee for a 1/4-inch (or larger) wing bolt, and make a smaller hole for a screw eye for attaching the counterbalance rope. The

Four round-head screws, two of them with one side of each head filed away, hold the lamphouse to the hinged lid. The lamphouse itself is an ordinary shop-window reflector. Including the flange at the base, it has a diameter of 8 inches, and can be purchased at an electrical supply store for less than 50c.

Cut a 4x5-inch space in another piece of plywood and set it into the top of the box with screws. Two 5x7-inch sheets of clear glass are then cemented in place, one underneath the opening in the lid and the other over the 4x5-inch hole in the top of the box. Use cellulose cement. As shown in the illustration, strips of heavy black felt are then cemented around the edges of the pieces of glass. After the lid and box have been hinged together you will find that the top, together with the lamphouse, can be lifted for placing the negative. A mask cut from thin black paper should be provided. In actual use, turn on the photoflood lamp and adjust the rheostat to a "dim" position, which will pass enough light through the negative and onto the baseboard so that you can readily move the former to exactly the desired position. Closing the lid will cause the negative to be sandwiched securely, and held perfectly flat, between the two sheets of glass.

To the bottom of the box screw another 9-inch square of Prestwood, or thin plywood, with a round hole in the center to take a sleeve formed from heavy galvanized tin. The size of the sleeve will depend on the measurements of the aluminum cup which telescopes over it. The cup can be purchased at a department store for 10c and should have a diameter of not less than 3¼ inches, the handle being removed. Cover the outside of the metal sleeve with thick black felt. The fit between cup and sleeve should



The reflector is held in place with round-head screws which engage the flanged reflector rim.




Horizontal enlargements of great size can be made with the MM enlarger by merely giving the projector a quarter turn and projecting the negative to mammoth proportions on a sheet of sensitized paper pinned to a wall, facilitating photo-mural work.

be rather tight. Cut a hole in the bottom of the cup into which the lens can be screwed.

The lens should have a focal length of 5¼ inches, which is common for 9x12 cm cameras. If you do not already possess one, it is a good investment to purchase a used lens, which can be had for a few dollars. Numbers of them are shown in the "used bargains" lists offered by the larger camera supply stores. While an anastigmat lens is of course preferable, the "R. R." type, or "rapid rectilinear," is a good and cheaper second choice. The construction of a built-in filter is shown in the drawing; it is used over the lens while the enlarging paper is being positioned on the baseboard.

The final operation in finishing the projection printer is to go over *all* inside parts and surfaces underneath the lamphouse with dead black paint. This includes the inside of the aluminum cup used for focusing, as well as the inside of the sleeve. If this is not done, internal light reflections will spoil the quality of your enlargements.

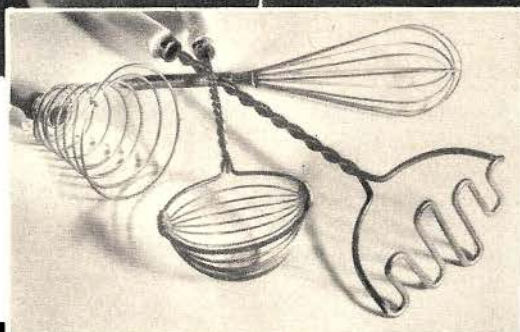
This enlarger will turn out splendid work,
[Continued on page 128]



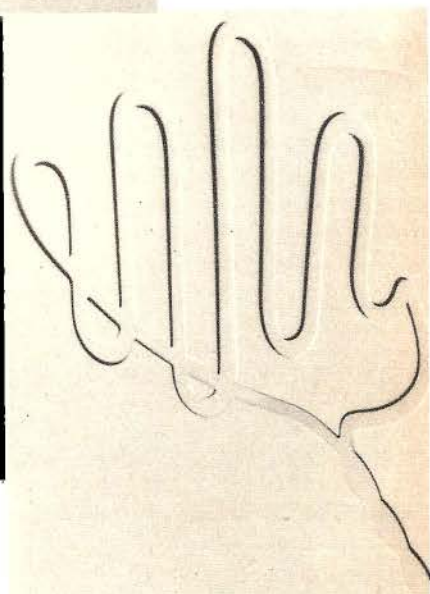
Striking photographic effects can be produced with kitchen utensils and glassware without the use of a camera. Two glass tumblers laid on a sheet of printing paper which was then exposed to light and developed in the usual way resulted in photo shown above.




Cut glass placed on light-sensitive paper and exposed by trial under a photoflood lamp provides many unusual effects. At first glance this picture appears to be a photomicrograph of an insect wing. Actually it is a cut glass stem tumbler. Left—Kitchen utensils such as these produce odd photos.



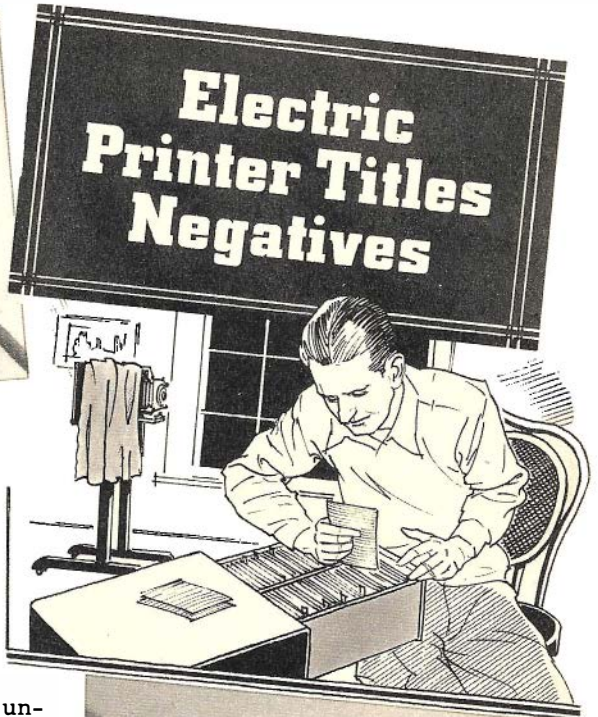
This is not a negative of a tree branch, but a piece of parsley which was placed on a sheet of printing paper and exposed like an ordinary contact print. The picture at right is the result of placing a potato masher on a sheet of printing paper, exposing and developing it out.



Kitchen Photography




This easily made printer provides negatives with a lasting identification mark. Negative, with file card underneath, is inserted so that their edges come over the exposure slot. Title appears when film is developed.



ONCE you have tried it, you will not wish to do without this method of marking your photo negatives. By simply writing or typing the title and negative number on the edge of a file card, the information is speedily and indelibly transferred to the edge of the undeveloped film. Additional data can then be added to the card, which is filed for future reference and as a quick method of locating the negative.

The device consists of a light-tight box built from $\frac{1}{4}$ -inch pressed wood or plywood; the one in the illustration is 4 inches long, 3 inches high and 3 inches deep. Cut a hole for an ordinary lamp socket in one end. The $7\frac{1}{2}$ -watt lamp should be centered underneath a narrow slot which is cut in the top of the box for exposing the edge of the negative through the edge of the file card on which the data is typed.

To the top of the box hinge a 2 by 4-inch piece of pressed wood, which serves as a pressure plate. Cement a strip of black felt

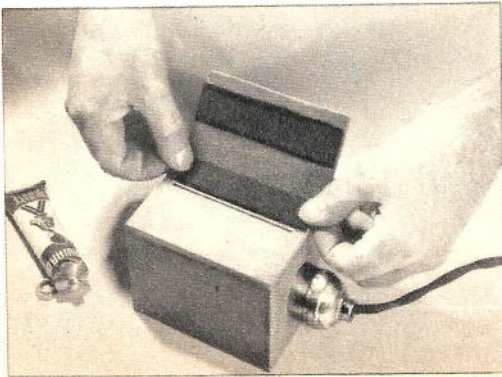


A $7\frac{1}{2}$ -watt frosted bulb, inserted in the socket at one end of the pressed wood printing box, provides adequate light for exposures. Below—A strip of black felt glued in back of the light slot serves as a stop for the negative and file card.

immediately back of the light slot, so that it serves as a stop for the negative and file card; cement another piece to the pressure plate so that when it is closed, the felt will hold the negative flat.

The marking operation is of course carried on in the darkroom, and it requires only a second or two for each negative. Holding the file card underneath the negative, place the edges of both over the light slot on the box; then, holding the pressure board down securely, give the key of the lamp socket a full turn. This will flash the light on momentarily for about $1/10$ second, an exposure that is satisfactory for the average file card

[Continued on page 134]



HOLD THAT



Above—A good way to steady the camera is to lean against a wall. In circle—Photo A: taken indoors, $1/10$ second at $f. 4.5$, with single light overhead. Right — Photo D: an interesting indoor shot, taken at $1/25$ second at $f. 8$.



Above—Photo E: a "candid" picture, taken under poor light, $1/2$ second at $f. 4.5$, with fast film. Pictures of this kind are valuable for the family album.



FIVE times the exposure, and certainly increases the possibility of getting a picture. Of course, $1/5$ second will not stop any motion in the scene being photographed, and this must be taken into consideration.

CAMERA instruction books and many articles in photographic magazines tell the beginner that it is not practicable to make exposures of less than $1/25$ second with the camera held in the hands. For speeds lower than this, they say, it is necessary to put the camera on a tripod in order to obtain a picture free of fuzziness due to motion. In general this is good advice, as far as it goes, but it really isn't entirely complete.

If the camera owner obeys these instructions implicitly he misses many chances to snap interesting and unusual pictures. Suppose the camera has an $f. 4.5$ lens, which is pretty much the standard on medium price cameras outside the expensive "miniature" class. If the light happens to be dull, an exposure of $1/25$ second at the full opening of $f. 4.5$ will yield a weak and useless negative. Suppose you leave the lens at 4.5 but use a shutter speed of $1/5$ second. This gives

However, you can ask people to sit still for just a moment, or you can choose a time when motion on the part of the subject is at a minimum.

Learning to hold the camera steadily for long "snaps" is easy. Simply grip the camera firmly in both hands, press it tightly against your cheek if it uses an eye level view finder or against your stomach if it has the look-into finder, take a breath, let only half of it out, and then press the shutter release. It is also important to press the release gently. Anybody who has done any target shooting and has practiced trigger "squeeze" finds camera shooting to be the same kind of game.

Many camera fans find that after a little steady practice they can make hand-held exposures of a full second without appreciable blurring of the picture. A second is a tremendously long exposure and produces good pictures under lighting conditions that

EXPOSURE!

How to make pictures when light is poor.



Above—With the camera rested this way on the back of a chair, long "snaps" can be made indoors, providing the subject is not moving. Photo C, below—Circus photographed with small camera.




Photo B—Theatre photography is difficult, but the results are always worth while. This stage scene was taken at 1/5 second at f. 4.5, from the last row of seats.



appear absolutely hopeless. There are other little tricks. If possible, lean against a wall, post, fence, car, etc. In this way the danger of front or side swaying is done away with. Indoors, a favorite stunt is to straddle a chair backwards, resting the camera on its back. This is almost as good as a tripod. Some people tie a long string to the camera, loop the bottom under the foot,

and push upward on the camera. This steadies it considerably. Special chains and tripod-screw fittings for this purpose are even sold as commercial items. An easily made hand grip that also helps under some circumstances consists merely of a short piece of broom stick or other round wood with the end turned down and threaded to go into the tripod socket.

The shutters used on most good cameras have settings for 1 second, $\frac{1}{2}$, $\frac{1}{4}$, $\frac{1}{10}$, $\frac{1}{25}$, $\frac{1}{50}$, $\frac{1}{100}$, $\frac{1}{200}$ and possibly $\frac{1}{300}$, $\frac{1}{400}$ and $\frac{1}{500}$ second. The speeds of $\frac{1}{25}$ and up are almost exclusively outdoor ones. Only on very dull days is it necessary to use anything slower with a 4.5 lens, and if the light is that weak the picture probably will be very flat and without contrast. The slower speeds will prove very successful indoors with artificial light, as provided either by the regular room lights or by photoflood lamps.


The principle in shooting indoors in uncertain light, if no reliable photo-cell type exposure meter is available, is to try two or three speeds with the lens wide open, and hope that at least one of them turns out to be satisfactory. Film is cheap and the only way

[Continued on page 136]

TIMESAVING TIPS for



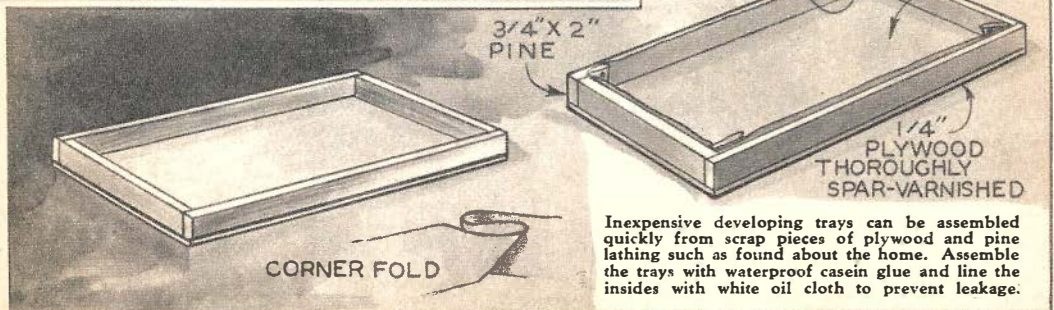
This flashgun was assembled from junk-box parts. The screw base from a flashlight bulb was soldered to the bottom of the socket and lead extended from short filament wire to socket terminals. To use, attach reflector and screw into a pocket flashlight. Right—A "dream effect" produced by means of a well-planned double exposed film.



Photographs can be mounted neatly in album without the use of special mounting corners or glue if the simple tool shown above is used. Consisting of a razor blade bolted to a thin strip of wood, it permits the album pages to be slotted quickly for inserting photos.



Cloudy hypo, no longer suitable for fixing purposes, can be used to give a silver plated appearance to articles of copper and brass. Clean metal well, immerse in hypo for 1 or 2 minutes, wash and finally polish with cloth.





Inexpensive developing trays can be assembled quickly from scrap pieces of plywood and pine lathing such as found about the home. Assemble the trays with waterproof casein glue and line the insides with white oil cloth to prevent leakage.

PHOTOGRAPHY "FANS"




Photos can be titled attractively by masking out a corner of the negative and separately printing the title from a piece of clear celluloid on which the greeting has been written in black ink. When printing title, mask out all but corner of undeveloped print.



An auto headlight dimmer switch and accelerator pedal mounted on a block of wood provide a unique foot-operated control for automatically turning on the enlarger light and turning out the safelight, or vice versa. Wire up lights to switch as in drawing.

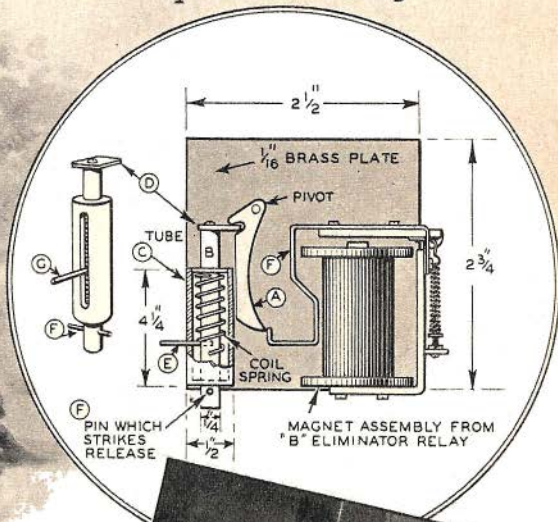



Unusual photographic effects can be produced by reversing the film image into a positive. By careful manipulation, negatives will reverse themselves if momentarily exposed to light about one minute after immersing in developer.



Electric Shutter Release For GRAFLEX

by E. S. Ensign




The remote controlled electric camera shutter release pictured at right is built around a relay salvaged from an old radio B battery eliminator. Details of construction are clearly shown in the upper schematic plan.

MOST amateur photographers, at some time or other, get the urge to try and take pictures of wild animals and birds. Here is an electric shutter release for your Graflex camera which will enable you to control the shutter from a distance. Its construction is simple and anyone who is handy with tools can make one along the same lines, either for the Graflex, or with alterations for most any other camera.

The principle of operation is clearly shown in the drawing and photograph, but the actual material used in constructing it will be governed entirely by the contents of your junk box. The electro-magnet shown in this assembly was salvaged from an old Yaxley "B" eliminator relay. It is very sensitive and one cell of a flashlight battery will actuate the armature even when connected to the magnet through 50 feet of No. 14 copper wire.

The various parts are assembled on a $\frac{1}{16}$ -inch brass plate, $2\frac{1}{2}$ by $2\frac{3}{4}$ -inch. The com-



plete device is fastened to the side of the Graflex with a thumb screw in the tripod socket bushing of the camera. Its position is then such that upon being released, the pin "F" strikes the shutter release of the camera, thereby exposing the film. The operation is practically instantaneous and much more positive than the method of using a long

[Continued on page 134]

BE KING OF THE ROAD



MMOTORCYCLE riders everywhere are setting the pace for fun! Picnics, gypsy tours, reliability runs, hillclimbs and other thrill-packed events — the world's greatest all around sport. Get into the thickest of the fun yourself — on a Harley-Davidson motorcycle! Go to your dealer — swing into the saddle of a classy new 1938 Model. Ride it! Get the "feel" of this great sport. No obligation. And mail the coupon TODAY.



HARLEY-DAVIDSON MOTOR CO.,
 Dept. MM-338, Milwaukee, Wis.

I want to learn all about this great sport. Send illustrated literature and FREE copy of "Enthusiast" motorcycle magazine. Postage stamp is enclosed to cover mailing cost.

Name.....

Address.....

My age is 16-19 years 20-30 years
 31 years and up under 18 years.
 Check your age group.



In this department the Photography Editor will answer any question or problem relating to cameras of all types, enlarging, printing, developing, taking pictures, and the various phases of home movie making. When sending questions to this department, be sure to include a stamped, addressed envelope, so that we can answer directly in the space does not permit publication of the question on this page. Send all inquiries to the Photography Editor, Modern Mechanix, 1501 Broadway, New York, N. Y.

UNSATISFACTORY NEGATIVES

I recently developed my first roll of film in accordance with the instructions in the November 1937 issue of MODERN MECHANIX. Some of the negatives on the roll came out almost charcoal black and others almost entirely clear. What is the cause of this?—G. Sanford, Flushing, N. Y..

The "black" negatives are due simply to over-exposure and the clear ones to under-exposure during the taking of the pictures. To avoid repetitions of this occurrence, keep a careful record of all the pictures you take and then study the negatives after you develop them. In this way, you will soon be able to judge correct exposure.

RUINED PRINTS

About a year ago, I pasted up some enlargements on a piece of cardboard for framing. I find that the prints now seem to be deteriorating, parts of them being almost eaten away. How can I cure this trouble?—R. Fass, Lawrence, Mass.

It is too late to do anything about this now. The trouble is probably due to the chemical action of the paste on the photographic image. In mounting other prints, be sure to use paste made for photographic purposes. This is a regular item in stationery and photo supply stores.

DEFECTIVE SHUTTER

In taking some pictures of my dog, I tried a number of shutter speeds—1/25, 1/50 and 1/100 sec. However, they all seemed to be blurred, although I thought that the 1/100 sec. speed should be fast enough to stop the dog's motion.—G. E. Kent, Hollywood, Cal.

There should be a very definite difference between pictures taken at 1/25 and 1/100 sec. If there is not, the shutter on your camera probably is defective. As shutter mechanisms are extremely delicate, we recommend that you do not attempt to fix the camera yourself; instead, have it looked at by a man who specializes in this work. Any dealer in photo supplies will handle the repair for you.

USEFULNESS OF LENS SHADE

I read somewhere that a sun shade should be used on a camera lens when taking pictures in strong light. Is this really necessary as long as the sunshine is kept from striking the lens directly?—I. Miller, Atlanta, Ga.

A good light shade is one of the best investments a camera owner can make, regardless of the size or cost of his camera. It is valuable because it eliminates stray reflections that are not evident to the eye. In many cases, such a protective shade makes the difference between a clear, sharp picture and a peculiarly fogged one. It is an excellent idea to use a light shade for all pictures, regardless of lighting conditions. A shade is sometimes more necessary indoors than outdoors, as reflections from objects on nearby walls are likely to be very bad when bright lights such as photofloods are used.

WATER FOR THE DARKROOM

The only space I have available for a darkroom is a corner of the cellar, about twenty feet from the nearest sink. I do not want to go to the expense of installing additional plumbing. Can you suggest any other arrangements for washing negatives and prints?—N. G. Bernard, Palisade, N. J.

Running water in the darkroom is a convenience, but not

at all a necessity, as many people seem to think. It is needed really only for final washing operations, for which darkness is not essential or desirable. For rinsing your fingers, print tongs, tanks or trays, etc., a pail or two of water will be quite sufficient. After negatives or prints have been correctly fixed in the hypo bath, simply take them from the darkroom to the sink, where they can wash without needing to be watched.

WET FILMS

A roll of film from my camera was accidentally dropped into the water from a boat. I rescued it, but I thought it was ruined and threw it away. A friend of mine now tells me that I should not have done this. Is he right?—R. L. H., Chicago, Ill.

He is. Immersion in fresh water doesn't damage film at all. In fact, some photographers wet their negatives thoroughly before putting them into the developing bath.

PHOTOFLOOD CURRENT DRAIN

How many small size photoflood lamps is it safe to use at a time?—Sidney Elbert, Boston, Mass.

The small size photofloods, when used on 110-115 volts, draw about 250 watts. Individual lamp outlets in the home are not supposed to be loaded with more than 500 watts, so the safest arrangement is to use not more than two photofloods per unit. However, 3 or 4 bulbs may be used for short periods.

The life of the bulbs will be lengthened considerably, and the possibility of fuse-blowouts reduced, if photoflood bulbs are operated in series connections during focusing operations and then connected in parallel for full brilliancy only when the actual exposure is made. Double-pole, double-throw snap switches made for this purpose are a standard photographic item and can be purchased very cheaply.

REMOVING FILMS FROM PACKS

I sometimes take 3 or 4 pictures with my film pack camera and do not use it again for a few weeks. Is there any way of removing these exposed negatives so that they can be developed right away? It is quite a nuisance to wait until all 12 films in the pack have been used.—Kate Small, Pueblo, Colorado.

It is quite possible to remove exposed films from a regular 12-exposure pack. Of course, this must be done in a dark room. Merely pull off the head section of the pack, open the hinged tin body and remove the exposed films carefully, holding them by their edges. The head can then be replaced. This operation is practicable only with "chrome" type film packs, which can be handled under a red safelight. Panchromatic type packs can be handled only in complete darkness, and are therefore difficult to open.

MODERN MECHANIX AWARDS \$40 EACH MONTH FOR BEST PHOTOS SUB- MITTED BY READERS

The editors of Modern Mechanix distribute \$40 in cash awards each month to the five persons who, in their opinion, submit the best pictures suitable for publication in the Modern Mechanix Photography section. Full particulars regarding these awards will be found in this issue on page 103.

Enjoy new thrills...develop new skill... make **Snapshots at Night**

ALL YOU NEED

1

Your present camera loaded with Kodak "SS" Film



2

Two or three
Photoflood lamps
in Kodak
Handy Reflectors



YOU'LL find snapshots at night almost as much fun as taking up photography all over again. Working out interesting picture situations, gauging distances, placing your subjects, arranging lights—you're an artist working with a new medium. Snapshots after dark aren't at all difficult—but they are interestingly different.

Equipment is simple. You don't need an expensive camera, not any more. Any camera that can be loaded with Kodak "SS" Film will do the trick—even the simplest Brownie.

With "SS" Film, you use two or three of the new No. 2 Mazda Photoflood lamps, which last for hours, and inexpensive Kodak Handy Reflectors. If your camera has an f.6.3 or faster lens, then the No. 1 Photoflood lamps are quite powerful enough.



FREE BOOKLET . . .

Suggests a variety of picture opportunities . . . shows you how to arrange your lights . . . how to place your subject . . . tells you everything you need to know about two ways to make night pictures—*snapshots* with Photoflood lamps, *fast exposures* with Photoflash lamps. (You can use Photoflash lamps, each good for one picture, if your camera can be set for "time.")

The directions are simple and easy to understand. Pictures and diagrams help make everything clear. Be sure to get a free copy at your dealer's today . . . Eastman Kodak Co., Rochester, N.Y.

New Method Raises Treasure

[Continued from page 37]

entirely, and total or partial paralysis is the result. Hence bends.

The type of breathing gear used by Nohl avoids use of natural air, thus preventing all nitrogen from entering the lungs. Breathed instead is helium, a life-giving gas, pleasant to breath and odorless. To meet physical requirements, it is mixed with oxygen by the diver as he uses it.

Under pressure, helium is not only highly efficient but it does not escape through the lungs into the blood appreciably. In diving, nitrogen dopes the mind and body, while helium exhilarates like a tonic.

The two high-pressure steel tanks of the breathing gear, one for helium and the other for oxygen, each hold 2,000 pounds of pressure, and 25 cubic feet. This is sufficient to sustain a diver 23 hours.

Here's how he utilizes the pressure he carries to offset water pressure. For every 100 feet the diver descends, he must resist 42 pounds lateral water pressure against every square inch of his suit. The suit's area is roughly 3,000 square inches. Working on the *Lusitania* at 312 feet deep will subject the diver to 478,000 pounds of water pressure, or 136 pounds per square inch. It should prove still easier than the record-breaking depth which experienced 529,200 pounds of water pressure, or 176.4 pounds per square inch, at 420 feet.

In descending, to resist the increasing water pressure, the diver fills his suit with corresponding amounts of air pressure, by means of valves at his side. The descent is made gradually so that the body adjusts itself to the pressure. In the test dive, Nohl reached bottom 420 feet down in nine minutes, by which time 180 pounds per square inch were valved into his suit. At the same time, the same pressure was breathed to prevent crushing of the lungs.

As the water pressure decreases coming up, blasts of air are released by pushing an outlet valve on the helmet. In this way the air pressure within the suit is equalized with the lessening water pressure without. Otherwise the suit would inflate like a balloon and perhaps burst. The diver is constantly advised his depth by telephone. The pressure gauge before his face on the instrument panel of the helmet registers the air pressure.

Between the two opposing pressures at great depths Nohl's suit of $\frac{1}{2}$ " rubber is compressed to $\frac{1}{8}$ inch. Interesting is the fact that divers breathing helium can return from the *Lusitania's* depth almost immediately without fatiguing periods of decompression. Because the body decompresses, or adjusts itself to changing pressures, much faster with helium, the decompression time for 312 feet is less than one hour.

This compares with U. S. Navy decompression time tables, which require six hours for 300 foot

[Continued on page 124]

Trees That Travel

[Continued from page 68]

covering around the ball need not be removed, as it soon rots. The trunks are held straight by means of well anchored wire guys and the experts see that there is plenty of fertilizer and water to tonic the newcomer through a critical period.

With due care most of these woodland veterans stand their radical changes of base amazingly well, and even exotic and unusual trees have been made to withstand their changes of site, thanks to engineering skill and modern transportation methods. A rare and costly Chinese Zelkova was found to be unsuitably placed in Union Square, Washington, D. C., as it had wound its roots about an enormous sewer and was pining for lack of nourishment. A new site in the Square was picked out for it and a trench dug from it to the position held by the tree. The roots were then protected in the standard way and the tree, ball and all, was slid along the trench to the new station without having been raised above the surface of the ground. A month was spent in the preparations and the actual moving required eleven hours. The tree was 68 feet high and with all its appendices weighed 105 tons, yet so quietly was the change made that probably its "spirit" never knew what had occurred.

Tree-moving concerns cope with all conditions. They extract huge trunks from the Canadian Rockies; transfer palms from the jungles of Cuba to the plazas of Havana; uproot the prickly cactus in the deserts of Arizona to implant it in Eastern botanical gardens, and convey the ghostlike Banyan tree with all its trailing branches and roots from the swamps of Florida to the conservatories of American millionaires.

When Dust Explodes

[Continued from page 44]

despite the utmost caution on the part of employes, this dust still becomes ignited.

Dr. Price formerly served in the Bureau of Mines and ran into the same kind of a public enemy there—dust explosions in coal mines. In this case, the danger was eliminated very largely by the simple trick of mixing non-combustible rock dust in with the combustible coal dust. The principle is the same as that on which Sir Humphry Davis based his famous miner's lamp. It works swell—in mines, but you can't mix other kinds of dust in with the dust of things you are going to eat—so the idea isn't worth much in dealing with grain and cocoa blasts.

Hylton R. Brown, one of Dr. Price's assistants and the secretary of the National Fire Prevention Association's committee on dust explosion hazards, has tackled the problem from another angle.

By excluding oxygen from the air in danger spots, the possibility of explosions can be elimi-

[Continued on page 153]

*“..that
Velvet aroma
makes me like
to have a pipe
around the
house”*

*—the MILDNESS
of fine old
Kentucky Burley
aged in wood*

*—the FLAVOR
of pure maple
sugar for extra
good taste*


*Velvet packs easy in a pipe
Rolls smooth in a cigarette
Draws right in both*

*Better
smoking
tobacco*


Copyright 1938, LIGGETT & MYERS TOBACCO CO.

CAN YOU USE an EXTRA \$10.00 to \$25.00?

This FREE booklet will show you how to get it easily



HOLDING onto money you already have is as good as making more that would have to be spent. You can easily save the amount indicated or possibly much more every year by making with Smooth-On No. 1, the repairs for which you otherwise employ a professional "fixer."

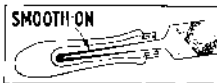


Stopping leaks

For instance, where a pipe, tank or water heater leaks, a heating boiler cracks, any kind of a pressure joint opens, a lock or hinge comes loose, screw threads or nuts strip, a handle won't stay on, or a leak or loose part appears on your car, you can usually make a perfect repair with Smooth-On at a cost of only a few cents for material, and no labor expense or delay.

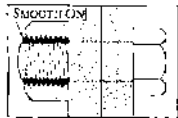
Smooth-On hardens into solid metal, but is easily applied with the simplest of household tools and without heat or fire risk.

Judiciously made Smooth-On repairs are dependable and permanent, and usually make the performance of the repaired part fully equal to that of a renewal that would cost far more and in addition involve the labor of replacement. Even an emergency Smooth-On repair will at least tide over until a permanent repair can be made with greater convenience and at lower cost.



Tightening loose handles

The free Smooth-On Repair Book gives complete instructions with diagrams for making the commonest household and auto repairs in the easiest and most effective way. Every "handy man" should have a copy of this booklet and a can of Smooth-On in his repair kit.



Making stripped threads hold

Be ready for emergencies. Mail the coupon for this free booklet and get Smooth-On No. 1 in 7-oz., 1-lb., and 5-lb. can from any supply store, or if necessary, direct from us.

SMOOTH-ON MFG. CO., Dept. 69,
574 Communipaw Ave., Jersey City, N. J.
Please send Smooth-On Home Repair Book.



Name

Address

3-38

Do it with SMOOTH-ON

A Jig Sawed Inlaid Lamp

[Continued from page 71]

inch less than the finished dimensions. This will save a lot of wood and unnecessary turning. When built up, the corners are planed off to make it eight sided on this thick part. You are now ready to glue on the inlaid blocks.

These blocks, eight in number, are 1/2-inch thick. To prepare them, take two pieces of wood a little wider than the flat faces on the post. One piece of walnut and the other of white wood are fastened together with several small nails. After the inlay design is drawn on the top piece they are ready to be sawed out. Taking the finest jig saw or scroll saw blade, the one made for cutting puzzles, saw through the two pieces on the line marked out. Now remove the nails and interchange a piece of the dark wood for a corresponding part of the white. The inlay is now ready to fit on the post if the edges have been beveled first. The underneath face must be the same width as the flat face of the post. The angle for beveling will be 67 1/2 degrees for an eight sided post. When the bevel has been completed and the inlaid block fits tight on the face of the post, it is glued on.

As each pair of blocks is sawed out, the parts are interchanged in the same manner, then fitted to the next one on the post and glued in place. When all eight have been glued on, the post, which is still eight sided but it is one-inch thicker, is ready to be turned. It is necessary in fitting the blocks to have the waves on one matching up the waves on the next so there will be no jog in the resulting inlay.

Allow the glue plenty of time to dry, then put the post on the lathe and turn down just enough to get it round over the inlaid portion. The remainder can be turned to any shape desired.

After the base has been turned and glued on, the lamp is finished in the usual manner for inlaid work. The finish must be a clear varnish or lacquer so that the inlay will not be colored. Each coat should be rubbed down until the finish is smooth.

Various designs can be used for this type of inlaying. For a lamp with a ship motif as the one shown, a shade with ships adds a pleasing touch to the finished job.

Woman Is Wood Expert


[Continued from page 64]

stain. The organism was then "planted" on freshly cut uninfected wood of the same species as that containing the original stain. The same red discoloration was obtained, leaving Dr. Richards reasonably certain that the organism which causes this type of defect had been found.


Although Dr. Richards is not an entomologist, insects infesting wood are frequently sent

[Continued on page 153]

**FOR MEN
WHO WANT
TO LEARN A
PROFITABLE
TRADE**



Complete DIESEL Training



HOME OF NATIONAL SCHOOLS

A million-dollar trade school, occupying its own modern three-story building, exclusively devoted to training ambitious men. Latest equipment; selected, experienced staff of engineers and instructors; practical, thorough training.

**With all Types INTERNAL COMBUSTION ENGINES
ELECTRIC POWER GENERATION, etc.**

YOU MEN who are sincerely ambitious to make good in the Diesel and related industries, want to know the true facts—you want to know about employment opportunities and employment requirements. For 33 years, National Schools, a recognized leader in the field of trade education, has played a vital part in helping wide-awake men to qualify for success in industry. National Schools—a million-dollar trade school—will supply you with a sincere, honest statement of facts on what you should do to get into the profitable Diesel Industry. No exaggerations—no mis-statements.

**YOU NEED REAL SHOP EXPERIENCE
WITH TIME-TESTED TRAINING**

Mail the coupon below. In the literature you will be sent, you will see exactly how other men like you are preparing themselves for success in National's modern training shops. You learn on the latest, finest equipment. You do real job work. You learn by time-tested, shop-practice methods. Your training is fascinating in every detail. You are taught how to make good, and helped to make good after you graduate. All of this and much more is clearly pictured for you in the Free Book of Facts we will send to you.

National Training is so thorough and all-inclusive, that no ambitious man can afford to consider Diesel Training without first knowing all of the facts regarding the many advantages available to him as a National Student. INVESTIGATE.

**TRANSPORTATION ALLOWED
TO LOS ANGELES**


National Students are allowed coach railroad fare from any point in U. S. (Canadian students from nearest point of entry.) Student social life includes inspection trips, excursions, athletic activities, etc. Special doctor service. Personality coaching. Many students are helped with spare-time jobs to earn room and board while learning. (Canadians excepted.) Graduate employment cooperation.

**PUBLIC SCHOOL SUPERINTENDENT
PROFITS BY NATIONAL TRAINING**

"I have attended two state universities and two state normal schools and I want you to know that I feel I have received more for my money at National than at any other school I have attended. One cannot be too high in praise of the instructors—of their determination to see that each student received complete instruction and thorough understanding of each assignment."

J. STOVER, JR.,
Sup't., Palouse Public Schools,
State of Washington.

NATIONAL SCHOOLS *Los Angeles*



SEND FOR YOUR COPY TODAY
—Real Facts on Diesel
Employment Requirements

Free
**NEW BOOK
OF
TRAINING FACTS**

Request for Free Book

NATIONAL SCHOOLS
(established 1905) Dept. MMA-3
4000 S. Figueroa St., Los Angeles
Please send me, without obligation, your FREE BOOK and information regarding Diesel Employment Opportunities and Requirements.

NAME _____ AGE _____
ADDRESS _____
CITY _____ STATE _____

BEARD BATTLER!



● Jack Dempsey's face is always on parade. In his famous New York restaurant he greets celebrities every night. And with a beard that's a terror, shaving is *important* to him. Says Dempsey: "I've no time to spar around with experiments—no temper for nicks or half-shaves. So when I shave myself, I use a Gillette Blade in my Gillette Razor. This combination gives me clean, close shaves that *really last!*"

● Why make your face a proving ground for misfit blades that hack and scrapel? It pays to demand Gillette Blades. They're precision-made for your Gillette Razor and give you the world's best shaves for less than 1¢ a day.

Speed shaving—tone the skin—with Gillette Brushless Shaving Cream made with peanut oil. Big tube 25¢.



LESS THAN 1¢ A DAY
buys the world's finest blades

PRECISION-MADE FOR EACH OTHER

Gillette Blades

MORE SHAVING COMFORT FOR YOUR MONEY

The Car That Can Take It

[Continued from page 60]

up as much when it runs head into something as it would be if it dropped 13.4 feet? Most collisions are of the glancing blow type wherein the actual forces of impact are greatly lessened, and it is largely in this field that engineers hope to save motorists those endless bills for straightening fenders, repairing frames and aligning wheels. Most of the collisions also are with other vehicles rather than with immovable objects. That increases the force of impact and complicates matters still further. But the unbreakable car will come into existence because it is needed. It will take its place along with the fireproof office building and the dwelling that is immune to hurricanes.

Certain it is that the future will find cars wearing bumpers on all four sides. These would be ornamental as well as protective. They will be covered with special rubber bonded to the metal. It would not be surprising to find another continuous bumper running from the radiator bottom to the license plate holder over the hood and top. This would help protect the car in event of a forward upset, or roll.

These bumpers would be useful in concealing the radio antenna, and could also be used to carry fuel, water and oil for long distance travel. If the engine finally is mounted in the rear it may be the special continuous hollow bumper that will become the elongated gas tank. We are witnessing this year the first elongated battery box. It is suggestive of the new trend toward re-shaping many of the conventional parts of the car.

As developments proceed it will also be necessary for engineers to expand their work to make a car a safer place in which to be jostled about. It may even be necessary to strap in the driver and his passengers. Part of the security in the protected collision of tomorrow will be the importance of remaining in position during the impact and the possible after-roll. This is part of the secret of success with stunt drivers who manufacture their own collisions to demonstrate the strength of modern cars.


The Boeing Planes

[Continued from page 54]

powered low-wing monoplane was the fore-runner of the later big Boeing bombers and commercial transports.

The next year, the Boeing twin-engined bomber appeared and it at once established the present trend in bombardment aircraft. Known as the Y1B-9, this all-metal low-wing monoplane was fitted with 600 h. p. air-cooled power plants, was streamlined throughout, and had a retractable landing gear.

The famous P26 low-wing monoplane pursuit
[Continued on page 131]



THOUGHTS HAVE WINGS

You Can Influence Others With Your Thinking!

TRY IT SOME TIME. Concentrate intently upon another person seated in a room with you, without his noticing it. Observe him gradually become restless and finally turn and look in your direction. Simple—yet it is a *positive demonstration* that thought generates a mental energy which can be projected from your mind to the consciousness of another. Do you realize how much of your success and happiness in life depend upon your influencing others? Is it not important to you to have others understand your point of view—to be receptive to your proposals?

Demonstrable Facts

How many times have you wished there were some way you could impress another favorably—*get across to him or her your ideas*? That thoughts can be transmitted, received, and understood by others is now scientifically demonstrable. The tales of miraculous accomplishments of mind by the ancients are now known to be fact—not fable. The method whereby these things can be *intentionally*, not accidentally, accomplished has been a secret long cherished by the Rosicrucians—one of the schools of ancient wisdom existing throughout the world. To thousands everywhere, for centuries, the Rosicrucians have

privately taught this nearly-lost art of the practical use of mind power.

This Free Book Points Out the Way

The Rosicrucians (not a religious organization) invite you to explore the powers of your mind. Their sensible, simple suggestions have caused intelligent men and women to soar to new heights of accomplishment. *They will show you how to use your natural forces and talents to do things you now think are beyond your ability. Use the coupon below and send for a copy of the fascinating sealed free book, "The Secret Heritage," which explains how you may receive this unique wisdom and benefit by its application to your daily affairs.*

The ROSICRUCIANS (AMORC)

Scribe V. A. B., The Rosicrucians, AMORC,
Rosicrucian Park, San Jose, California.

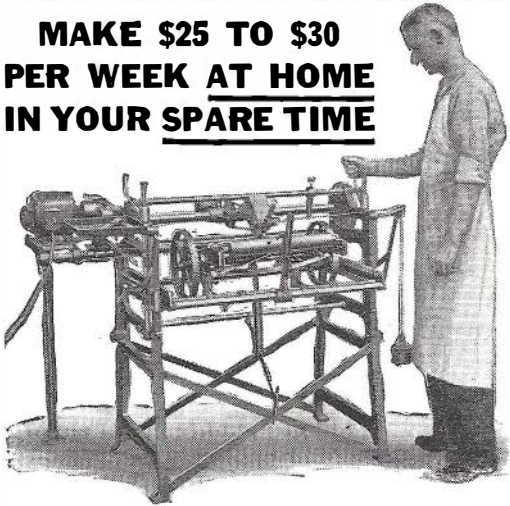
Kindly send me a free copy of the book, "The Secret Heritage." I am interested in learning how I may receive instructions about the full use of my natural powers.

Name.....

Address.....State.....

★ Cash FOR SPARE TIME!

**MAKE \$25 TO \$30
PER WEEK AT HOME
IN YOUR SPARE TIME**



THE IDEAL LAWNMOWER SHARPENER

Like magic, the Ideal Lawnmower Sharpener makes old, dull, half-worn-out mowers cut like new. Simply set the mower in the Ideal and the machine does the rest. Sharpens any lawnmower to a perfect edge in 15 to 20 minutes and you make \$1.00 to \$1.50. Attach to light socket. Start in your basement or garage. Work in spare time. Attachments furnished for grinding skates, grass shears, hedge shears, scythes, axes, etc. **FREE CATALOG** tells complete story.

WHAT THESE MEN DID .. You Can Do

Remember, no experience is necessary. Most men sharpen lawnmowers in spare time only. A. V. Gebhardt writes: "Have made \$1000.00 the past 6 months." George Seitel writes: "I have sharpened over 500 mowers and every customer is well pleased." A. M. Larsen writes: "I average 9 mowers a day." Roy F. Stier says: "I live in a town of 500 and to-date have sharpened 200 mowers at \$1.25." Edward A. Myndese writes: "Have sharpened around 500 mowers this season." Nick Bates says: "Last summer I sharpened 200 mowers at \$1.00 each." Buchler Battery Co. writes: "We sharpened over 600 mowers last year at \$1.50 each."

FREE BOOK Shows how!

Right now, before you forget it, send for a copy of our **FREE BOOK**, "How To Make \$25 to \$30 per week in SPARE TIME."

SEND POST CARD TO

THE FATE—ROOT—HEATH CO.
328 Bell Street, Plymouth, Ohio



60 POWER TELESCOPE \$2.19 VARIABLE EYEPIECE. 20X-40X-60X

NEW! Three telescopes in one, 3 different magnifications, 20 power for ultra-bright images with 40 and 60 power for extra long range. Guaranteed to bring distant objects, people, sports events, ships, moon, stars, etc. 60 times as close.



Compound 4 lens microscope, American made. We pay the postage. Only \$2.19. Catalog of Microscopes, Binoculars, etc. **FREE** on request. **BROWNSCOPE CO.**, Dept. 73, 5 W. 27th St., New York, N. Y.

A Power Workshop in your hand

The handy-man's "do-all" **WHIZ ELECTRIC POWER TOOL** sharpens knives, scissors, tools; grinds axes, dies, molds; removes paint, rust from auto-lenders, woodwork, metals; smooths rough surfaces; finishes off machinery castings; sands woodwork; saws metals, wood; drills holes in steel, wood; etches glass; polishes metals, plastics; and does 1001 other jobs—in home—workshop or factory. AC or DC. 3/4 inch chuck capacity. Ball bearing thrust. Uses 10 different accessories—instantly interchangeable.

FREE Accessory outfit (Value \$2) includes set of drills, router, sanding disc, cutting wheels, mounted brush, polishing wheel, etc. **FREE** with each outfit ordered **NOW**. Everything sent postpaid (C. O. D. if preferred) for \$6.95 on 10 Day Money Back Trial.

Special "2-SPEED" MODEL combines Normal Speed and High Speed in one outfit (uses 200 accessories) only \$8.95 complete, including above accessories—and carving bar **FREE**. **PARAMOUNT PROD. CO.**, Dept. 3-B, 245 Broadway, New York

**ONLY 6.95
POSTPAID**

New Method Raises Treasure

[Continued from page 118]

descents with natural air. While it has none for 400 feet or more, it would presumably be eight hours. Natural air took no diver deeper than 306 feet, a previous record set in 1915 by Frank Crilley, a navy diver, who hooked hoisting cables to the sunken submarine F-4 on the bottom of Pearl Harbor, Hawaii.

To pierce the eternal darkness of undersea depths, specially designed submarine searchlights, with multiple 5,000-watt bulbs of heavy glass, are being developed to aid Nohl in his salvage work. Also are new types of acetylene blow torches designed for underwater efficiency. The torches will be equipped with high-pressure oxygen blowers which will hold back the water while acetylene flames cut through steel.

Preparatory to salvaging the *Lusitania*, Nohl and his crew will start operations on the *Merida* in May. A ship equipped with sand-sucking machinery will be employed to clear the mud that washed into the wreck. Then the way to the safe will be clear. How the treasure is to be recovered and lifted will be determined on the job. By August, Nohl plans to be across the Atlantic working on the *Lusitania*.

Revolutionizing the field of diving, helium-equipped diving suits may succeed in salvaging other treasure-laden ships on which complicated methods have failed. In the Klondike gold ship, *Islander*, sunk off Admiralty Island, near Juneau, Alaska, since she collided with an iceberg in 1901, lies \$3,000,000 in gold dust nuggets. Attempts to drag the *Islander* ashore by lifting her with 40 cables suspended from two ships, and float her with the tide, were partially successful. Two thousand feet from shore in 190 feet of water, the *Islander* broke in two. The forward half, containing the valuable cargo, was again lost.

Untold millions in gold and silver are yet to be recovered from the sunken fleet of Spanish galleons in Vigo Bay, off the Spanish main. In 1702 the fleet of 17 pirate ships were returning from a three-year loot on high seas. Homeward bound they encountered reprisal-seeking British warships and anticipating defeat, the pirates scuttled eight of their fleet with a similiar treasure of gold that was recovered from the remaining nine before they sank.

With helium equipment, salvage expeditions at last have a fighting chance to regain the gold glittering on the ocean floor.

Sponge rubber is being used like cement in tree surgery to fill cavities.

A new farm machine invented in Russia is a beet harvester combine that pulls up beet roots and removes the earth and leaves clinging to them.

Red or yellow ochre mixed with road surface material is a new safety idea, because the ochre makes the road somewhat luminous at night.

\$200 My First Week

... Now in my OWN Business.



Would you, too, like to own a business where you could take in \$200 your first week as did L. A. Eagles in Madison, Wisconsin?

We want a reputable, honest man in each county. This man need not have any special experience or more than ordinary ability, but he must be honest and courteous.

Such a man we will start in business for himself. You can make far above average profits in the rug-cleaning business—a high-grade business all your own. Many earn \$125 to \$200 per week—some considerably more.

NO SHOP NECESSARY

The rug-washer finishes rugs like new on the customer's floor. Anyone can run it. Electricity does the work. A quick, thorough and highly-efficient method that restores the natural beauty of floor coverings.

There are hundreds of customers—in your vicinity and nearby towns. The business grows steadily. Simply clean a few rugs or carpets. These customers tell others and also give you their future work. Soon you will have a prosperous year-around business. Send coupon for booklet explaining everything.

"Profits Pay for Home"

Harry Hill built and paid for a home from rug-washer profits. His first day's business was \$88. A. L. Miller says, "Have had rug-washer 6 years—have earned as high as \$92 a day." M. O. Malmin earned 3 times the cost of his machine the first two months. Another letter says, "Made \$70 in 13 hours." You, too, can enjoy a large income.

VON SCHRADER MFG. CO., 203 PL. RAGINE, WIS.

Free Booklet! MAIL COUPON now

VON SCHRADER MFG. CO.
202 Pl., Racine, Wis.

Send at once (no obligation) your free booklet illustrating rug-washer and telling how I can own my own permanent business; how I can earn large profits at prices below other methods; how I can become financially independent in a short time; and how I can pay on easy terms.

Name.....
Address.....
City..... State.....

"Never a Complaint"

C. J. White says: "\$100 business in six days—never a complaint." That is the nicest part of this business—every customer is more than satisfied. Stains and blotches disappear and vivid colorings and freshness in faded floor coverings come back.

EVERY MACHINE GUARANTEED


You take no risk. These machines have been manufactured since 1913 and are used by the United States Government and by many of the world's largest hotels. They are fully GUARANTEED.

EASY TERMS

The complete equipment is inexpensive. A reasonable down payment brings every thing to you and the balance is paid monthly. From the start you have your own business—one that is profitable and of which you can be proud.



MAIL COUPON Today



FREE ILLUSTRATED BROCHURE HOW TO DRAW FROM THE NUDE



Learn how art is really taught in the studios of Paris and New York. Send for FREE illustrated brochure describing in detail a great new plan that brings real studio methods, with actual professional model poses, to your home or office. This plan, "How to Draw From the Nude," shows by text and illustration, how art is studied in "life" classes. It's great fun learning art this way. You will also receive details of our FREE offer of "Making Art Pay," a guide to art markets and "tricks of the trade." No cost or obligation—write to


**NATIONAL LIBRARY PRESS, Dept. X.
110 W. 42nd St. New York, N. Y.**

Get Lost! A WIRELESS Pocket Tubeless BATTERYLESS Radio

WORLD'S SMALLEST REAL PERFORMING RADIO
Amazing midjet radio weighs only 3 ozs. complete. Receives stations with clear beautiful tone. No static or interference. Nothing to adjust or wear out. Should last for years. ENTIRELY NEW DESIGN! Not to be confused with cheap so-called "Pocket Radios." Music and programs COME DIRECTLY FROM GRILL OF RADIO. Has patented new "Speakophone" which gives more volume and stations. NOT A TOY. Tunes broadcast band, police and airplane calls. The newest radio sensation of the year. Absolutely complete with instructions for use in hotels, autos, boats, bed, etc. TAKES ONLY A SECOND TO CONNECT—no messy hook-ups to any current and no extra wires. SATISFIED OWNERS REPORT wonderful service in ALL PARTS OF THE WORLD! THESE ARE FACTS. Beautiful two color cabinets in six colors.

SEND NO MONEY Pay postman only \$2.99 plus postage on arrival or send \$2.99 (Check, M. O., Cash) and yours will be sent postpaid GUARANTEED. Can be used by anyone. A most unusual value. ORDER NOW!

TINYTONE RADIO CORP. DEPT. M-3 KEARNEY, NEBR.



TURN SCRAP INTO MONEY

AUTOPOWER tells you how in plain, easy, simple and illustrated instructions that anyone can follow. Change auto generators into useful, practical A C and D C generators and motors with voltage from 2 to 1,000 volts, for power, light, welding, radio, sound, etc. No previous experience nor special tools needed. Generators can be driven by wind, water, fan belt, etc. INSTRUCTIONS FOR BUILDING AN A C WELDER THAT ACTUALLY WORKS UP TO A 3/16" ROD. ALSO COMPLETE PLANS FOR WIND AND WATER POWER PLANTS. Send for your copy of "AUTOPOWER." Already used and endorsed by thousands. Only \$1.00 postpaid.

S. W. DUNCAN, Publisher 412 S. Hoyne Ave., Chicago



How To Select And Use Axe

[Continued from page 77]

brushing out trails, spotting trees and odd camp chores, even guides regard a 1¾ pound tool as suitable.

Why buy a cheap axe when you can secure the best for as little as \$3? Select your weight head carefully; the type, considering single-bitted axes, is not as important, and you will likely have to take whatever is popular in your selection. Locality seems to govern the type of head used. For instance, in Maine we find a wedge-shaped head and in New Hampshire a modification of it. In Canada heads are somewhat similar to those used in Sweden, while the Hudson Bay Company has developed a special style for trapping and general woods work.

Check the steel around the edges of the "eye" of the axe. It should be an even thickness and in a straight line with the edge. A woodsman tests a head by inserting the handle in the eye, putting the wedge in lightly and then sighting along the edge to determine whether it is in line with the handle. He also likes the blade to "hang in" or be tipped down somewhat toward the handle.

Excessively hard steel in an axe chips out easily and cannot be sharpened with a file. To be right, one should be able to file it, but not too easily. With today's tempering methods most heads are satisfactory, but not so handles. The professional woodsman will use nothing but a handmade helve, some of which are beautiful things, so flexible that they can actually be bent with the hands.

With a good tool and something to work on, first learn how to hold the axe. Stand with the feet 24 inches apart and toes pointed straight ahead. The handle should be grasped so the left hand is 3 inches from the end and the right three-quarters of the way to the head. To swing the axe, bring it up over the right shoulder until it is behind your back. Fix your eyes on the spot you intend to chop and bring the axe around and down in an easy movement, letting the right hand slide back to the left so that they touch at the moment the blade bites the wood. Now swing back over your shoulder and allow the hands to slide apart again on the upstroke. The opposite to this forward swing is known as the reverse. It is the same except that when the axe is over your head you turn sideways to drive the blow at the opposite angle to that of the forward swing.

To cut a log with these swings the expert stands on large timber to cut between his feet, but stays comfortably close behind logs a foot or less in diameter. Beginners usually cut the notches or segments, necessary to sever a log, too narrow. It is advisable to cut them rather wide, say 10 inches, for a foot-thick log. First make a 50-degree cut with a forward swing, then a reverse cut and so on until the cuts meet, to take out a notch which should extend half-way through the log. It is then turned over and the cutting completed with a meeting notch from the other side.

[Continued on page 129]

The New Simplified
40 Volt Arc Welding

Earns \$150 to \$300 Extra Profit Monthly Pays for itself

START BIG PAYING BUSINESS
"Simplified" 40V ARC WELDING

New low prices on modern 40 Volt "Simplified" Arc Welders make this big pay business available to shops that never before could afford it. It opens the doors to the big pay jobs. It's easy to use—but is easier to operate, much faster. This is today's opportunity. Don't miss it.

Build Your Own

Portable Welder with Hobart Generator unit and auto on line or chassis. Lets you operate any place, especially on the profitable outside jobs. Easily saves you \$300 to \$500.

Portable Electric

New low cost on small sizes as well as large. The most profitable arc welder your shop can own. Welds faster, better, easier, saves current.

Easy to Operate

Hobart Welders have "Simplified" operation. This means faster welding—with the right current for every job. Hobart is simplified, so any of your men can weld easily and successfully. The mystery and uncertainty of obtaining correct welding current settings are removed.

60% Extra Capacity

Over old style 25 Volt Welders—necessary for welding with the new electrodes. Automatic retractor lets you handle light welding work without losing the arc. Users don't understand how they got along with the old style welders after using this new Hobart.

Remote Control

at no extra cost with Hobart. Think of being able to control your welder from any working point. Saves time, temper, and eliminates the need for a helper on overhead or congested work.

"Pays-For-Itself" Terms

Extra earnings and savings make it easy for you to own a Hobart without expense to you. You can even rent a new Hobart—and later purchase it without loss of rent. Check Rental Purchase Plan.

GET THIS VALUABLE MANUAL

Send Free if you will tell us the welding you plan doing.

WITHOUT COST TO YOU

Hobart pays its own way out of profits in a short time, without a cent of cost to you. The Hobart payment plan is the most liberal offer ever made.



HOBART BROS.,
Box SM-58, Troy, Ohio

Tell us more about—

- () Building My Own Portable () Complete Gas Welder
() Electric Drive Welder () 30 Days' Trial—Easy Terms
() Rental Plan Privilege of Purchase.
() Send FREE Manual on Welding. Attached letter tells about the work we want to do.

Name.....

Address.....

Interested in 30 DAYS' TRIAL EASY TERMS



ONE OF THE WORLD'S LARGEST BUILDERS OF ARC WELDERS

How To Secure A Government Position

Why worry about strikes, layoffs, hard times? Train now for a Government job. Increased salaries, steady work, travel, good pay. Let us help you become a Railway Postal Clerk, Post Office Clerk, City Mail Carrier, Rural Carrier—or help you get another position in Government Classified Service. I was a Civil Service Examiner for nearly 8 years. This training has helped thousands. **FREE BOOK** sends. Big 32-page book tells how our instruction helps to qualify you to get the one you want. Send for a free copy TODAY.




A. R. Patterson, Civil Service Expert
PATTERSON SCHOOL, 433 Mercantile Bldg., Rochester, N. Y.
Send without obligation, free book "How to Secure Government Position."

Name

Address

New Invention WITH SUPERCHARGE PRINCIPLE SAVES GAS



AT LAST! Automotive engineers have smashed down the barriers to perfected combustion! The new VACU-MATIC solves the secret of greater power! With almost magical action, this amazing invention instantly puts new life and pep in any motor. It adds mileage to every gallon of gasoline. . . produces split-second pick-up, sensitive accelerator response, quicker starting, greater speed and smoother running.

VACU-MATIC .. Nothing Like It!

The self-scanner—four wheel brakes—knee action—streamlining . . . and now VACU-MATIC! The sensational money-saving invention! With it, engineers have achieved a practical means of balancing air and gasoline automatically for all speeds.

VACU-MATIC is *entirely different!* It operates on the supercharge principle by automatically adding a charge of extra oxygen, drawn free from the outer air, into the heat of the gas mixture. It is *entirely* AUTOMATIC and allows the motor to "breathe" at the correct time, opening and closing automatically as required. No idling troubles—no carburetor adjustments necessary. It is so simple it will amaze you—so practical it will save you many dollars on gas costs.

USERS REPORT
3.7 MILES MORE PER GALLON
MOTORIST SAVES \$180.00 a YEAR

"On my V-8 Ford it works miraculously. It adds power, acceleration and top speed has sold me. The results are unbelievable!"—*Ralph Field, Miss.*

"Very glad to say, the Buick showed an increase of 5 miles more per gallon!"—*A. V. Groer, Washington.*

"On my Plymouth, I obtained an average of 22 miles per gallon, an increase of \$3 a month or \$180 a year!"—*F. S. Puck, Calif.*

"It saves me one gallon a day. I had to buy 5 gallons each day—now only 4 gallons!"—*L. V. Swartz, Pa.*

"I have twelve VACU-MATICS on cars now, and they all show an increase in mileage. The car owners are very well pleased!"—*Fred Taylor, Okla.*

"I have been placing VACU-MATICS on expert mechanic's cars. All are well pleased!"—*I. W. Donahoe, W. Va.*

Guaranteed Gas Savings

VACU-MATIC proves itself on every car. It is guaranteed to give worthwhile gas savings, quicker pick-up, and more power or it costs you nothing. You can instantly tell the difference in added power and motor performance — you quickly notice the cash savings on gasoline.

Fits All Cars

VACU-MATIC is constructed of six parts, assembled and fused into one unit, correctly adjusted and sealed at the factory. Nothing to regulate. Any motorist can attach VACU-MATIC in ten minutes. Once in, its only reminder is the surge of instant power and speed it gives to the motor and the savings it affords your pocketbook.

AGENTS & SALESMEN

VACU-MATIC offers a splendid opportunity for unusual sales and profits. Valuable territories now being assigned. Check and mail coupon.

Free Details

You owe it to yourself to know all about this remarkable discovery. Mail the coupon below. Start saving gas with VACU-MATIC and enjoy a new driving thrill! There's no obligation—so get the facts now! Write today!

FREE OFFER COUPON

THE VACU-MATIC COMPANY
 7617-370 W. State St., Wauwatosa, Wis.

Gentlemen: Please send me full particulars concerning the VACU-MATIC and details of your Free Offer. This of course does not obligate me in any way.

Name


Address

City State

Check here if interested in selling proposition

The VACU-MATIC Co. Wauwatosa, Wis.

NEW Multi-Speed SCROLL SAW



Note:

If you are one of the many thousands who already own a No. 1200 Delta Deluxe Scroll Saw—you can obtain this wonderful Multi-Speed Drive at very small expense.

SEND FOR CIRCULAR

Check the proper square in the coupon below and you will be sent the special circular giving full details and prices on the new Multi-Speed Scroll Saw. If you have not received the 1938 Delta Catalog showing the complete line of latest Delta motor-driven tools—send the coupon for your copy as well as special circular on new Multi-Speed Scroll Saw—and the latest Delta Project Book No. 4—packed full of new and different things to make, with many photographs, working drawings, and complete instructions. Enclose 10c for Project Book. Catalog will be mailed postpaid.

DELTA MFG. CO.

Dept. M338 600-634 E. Vienna Ave., Milwaukee, Wis.

Delta is happy to announce a *second* great step forward in Scroll Saw design—the perfected *Multi-Speed Drive*. Through this remarkable development you can select *any speed* you want from 790 to 1700 R.P.M. regulating the speed within 1 or 2 R.P.M. if you wish. You can cut any material within the range of the scroll saw with full assurance that you have the best speed for your purpose. Furthermore, scientific design has made this improvement simple, foolproof and trouble-free. Every user of motor-driven tools should get the full story of this unusual engineering achievement.

DELTA MANUFACTURING CO., Dept. M338
 600-634 E. Vienna Ave., Milwaukee, Wis.

I enclose 10c (stamps or coin) for which please send me one copy of the new 1938 book No. 4 of "Practical Delta Projects." Also place me on your mailing list to receive 1938 Delta catalog of quality motor-driven woodworking tools.

Send me special circular on new Multi-Speed Scroll Saw.

Name

Address

City State

Turn Out Good Glued Jobs

[Continued from page 94]

is unsurpassed for strength, and is easier than laying out dowel holes.

Often a craftsman will come upon gluing jobs which are hard to clamp up. Here is where long strips of rubber cut from old tire tubes comes in handy. The rubber is stretched tautly while being bound around the break; the multiple turns contributing considerable pressure. Many split tool handles can be repaired this way; hoes, rakes and brooms are examples. If the tool is exposed to moisture, the break should be bound with electric tape after the glue has set.

In the case of a broken rocker, it is best to replace with a new one, but if the stock from which to cut a matched rocker, as in the case of mahogany, black walnut, and the like, is not available, then the repair job shown on page 94 will be found quite satisfactory. If care is taken during the operations, the original finish of the rocker will not be impaired, and the repaired rocker will be stronger than ever. If desired, small wood-screws can be used instead of the dowels. Inlaying a strip of straight-grain hardwood, particularly maple, can be applied to many other repair jobs as well.

In preparing boiled cabinet glue, break the hard, raw glue into pieces not larger than silver dollars, and soak in tepid water for at least 12 hours. Then boil in a double boiler type glue-pot. If necessary, add boiling water to glue to bring it to consistency of beaten cream. Never add cold water to hot glue. Keep glue-pot covered when not actually in use. A small wood chip in the glue-pot may ruin a job.

If there is frequent, but intermittent, use for glue during the day, the "cozy" shown will be found valuable in keeping the gas or electric bill down. It consists simply of an asbestos-lined container which receives the glue-pot snugly. A pot of hot glue placed in the cozy will remain at working consistency for 5 hours, if no uncovered too frequently. Always beware of foreign matter falling into the glue-pot. It is good practice to occasionally thin out the glue with boiling water and strain it through cheese-cloth. A surprising amount of foreign matter will have found its way into the pot.

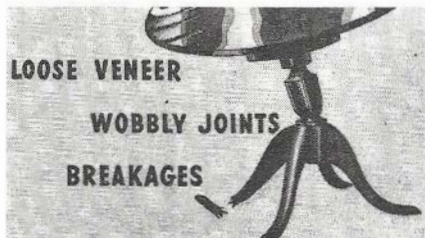
Modern Mechanix Enlarger

[Continued from page 107]

so take care to use the best quality of sensitized paper and the identical developer that is recommended by the manufacturer. The "P. M. C." enlarging bromide paper offered by one manufacturer, and the "Brovira" chloro-bromide paper made by another, are both economical and of good quality.



Tired of Wobbly Furniture?



LIFETIME-STRENGTH CASCO GLUES THINGS FOR GOOD!

Home-owners! Now you can get CASCO, the high-test industrial *weatherproof* glue, for home use...to repair furniture, toys, loose linoleum, luggage, books, everything "glueable."

EASY TO USE. Just mix one part CASCO powder in one part water. No mess. No heating. And no waste...you mix it as you need it.

ECONOMICAL. CASCO plus cold water makes a full-strength glue at less cost than ordinary liquid glues. CASCO has many household uses. (Send for the free book offered below.)

PERMANENT. CASCO sets chemically like concrete. It's not loosened by atmospheric heat and moisture like ordinary evaporation-setting glues.

HERE'S PROOF OF CASCO'S STRENGTH:



FREE! NEW 1938 EDITION—CASCO GLUING GUIDE

Illustrated, tells how to make lifetime household repairs... also how to make water-resistant paint, wallpaper paste... tile cement...crack filler...Swedish putty. New methods for erecting fibreboard...flush door construction...veneering...inlays.

Send request on penny postcard to
CASEIN COMPANY OF AMERICA, INC.
Dept. M. 338
350 Madison Avenue, New York, N. Y.

CASCO

**WEATHERPROOF
POWDERED CASEIN GLUE**

4 Handy Sizes—10c to 65c—At Your Hardware Dealer's



How To Select And Use Axe

[Continued from page 126]

Expert axemen deliver blows in series of three. The first of the series cuts into the top of the log, the second the bottom and the third, to take out the chip, in the center. Then follows a series of reverse blows to complete the notch. This method is less tiring because it prevents the axe from sticking, since the blade is never completely buried.

These forward and reverse strokes, which produce what is known as a flying cut, suffice for 90 per cent of the sportsman's chopping. Others widen out the V-shaped notch on large logs, while a combination of an angle cut and a straight cut permits squaring off ends of logs as when getting out cabin timber. Some call this useful stroke a box cut.

Making a tree fall as you want it is not as difficult as it seems. Use its natural lean if at all possible. In any case, make a box cut on the side in the direction in which you wish it to fall, continuing until half-way through. Then on the other side, directly opposite but just above, axe another cut until the tree warns it is about to fall.



Never stand directly behind falling trees, as they have an unpleasant habit of jumping back off their stumps with incredible swiftness. Avoid mishaps with your axe when cutting firewood, too. See that there are no interfering branches overhead and trim off limbs away from but never into the crotch. Have a solid log to work on, cut tiny small stuff at an angle instead of straight so that the ends will not fly in your face.

Even the best axeman does inferior work with a dull tool. Your new axe will have a factory edge, too dull for anything but splitting wood. For fine work, sharpen it on a grindstone, commencing 3 inches back and working forward to $\frac{3}{8}$ -inch from the cutting edge. Finish off the last $\frac{1}{2}$ inch or less with a roll or bevel to leave a little extra steel there. This will permit the blade to bite deep but still prevent it from sticking and also enable you to keep the axe sharp with a common file. Always carry a file as part of your equipment and in using it be sure to work away from the edge. For very fine work have a pocket oil hone to mirror the edge after filing, and to touch it up after every few hours use.

Photographs Flame Cutting

High speed motion pictures of flame cutting have been made by H. R. Bullock of Massachusetts Institute of Technology. The pictures indicate that the oxygen stream of the oxyacetylene cutting process behaves very much like a stream of water from a faucet. The split second of contact between oxygen jet and steel was photographed. In the camera a prism rotating at high speed acted as a shutter and at the same time permitted continuous film motion. The film was exposed at the rate of 1,200 frames a second.

Treet Topics



Treet
Single-Edge
4 FOR 10¢
BLADES
FOR GEM AND EVER-READY RAZORS

Treet Safety Razor Corporation, Newark, New Jersey

Fun With Pocket Magic

[Continued from page 87]

it is under one, you would probably save money by betting it was under another. Even then you would be wrong! Back in the old days this trick was entirely a matter of sleight-of-hand, but here it has been modernized so that anyone can perform it successfully. Common walnut shells are used. Prepare them by making the edges and insides *absolutely smooth* and even. If you wish you may line them with plastic wood or a light plaster of Paris lining worked smooth.

The "pea" isn't a pea at all, but a little sphere of soft sponge rubber. The trick should be shown on a somewhat roughened surface such as a covered table, a packing case or a desk blotter.

Allow the shells and pea to be examined. "Alibi" the rubber pea by saying that you used to use real ones, but so many people ate them as a test for genuineness that you had to change to the rubber one. Give your audience ample opportunity to see which shell is used to cover up the pea. Then, holding the shells with the thumb and index finger-tip of the right hand, move the shells slowly around each other, making no attempt at the start to confuse your audience.

At the start, spectators actually can follow the shell that hides the sphere, but they're helpless when you use your magic for no matter *which* shell they indicate they're always wrong except when you *want* them to be right. Why? Because the pea isn't under any of the shells until you want it there.

You can make it appear under any one of them regardless of which one originally concealed it. When you are moving the shells around, simply push the concealing one slightly forward and raise the rear edge a little at the same time. The smoothness of the inside of the shell, coupled with the slight roughness of the operating surface, will combine to work the rubber pea backward through the opening, right into the concealment of your waiting thumb and second finger-tip.

Hold the pea there, it's easy to keep it hidden as you move the shells around. Finally, invite the onlookers to point to the shell that holds the pea. Obviously, they'll be wrong no matter where they point. And to show them the "right" one, which is the one that nobody has pointed to, you merely take the shell again by the thumb and first finger-tip, raise the rear edge slightly as you did before, and draw the shell backward as you pick it up. Release the little pea and it will seem to be thoroughly at home by the time the shell is away from the table.

Try this trick, but don't bet on it the *first* time you show it. Practice on the effect—and also on the others in this article before you allow any onlookers. You can get a good slant from the audience's side by doing your rehearsing in front of a mirror and watching your hands on the table before you.

Your audience will agree that this next trick, the "Magic Key", is much more startling than its description indicates.

One member, "A," supplies his own house key, strings it on a 3-foot length of cord, then holds the ends of the cord tightly, making it obviously impossible for another person to remove the key without breaking either the key, the string or his grip upon the ends.

Nevertheless the performer is easily able, by the exercising of just a little open deception, to make it possible for anyone else to remove it while the ends of the string are still tightly held.

Here is the secret: "A" himself threaded his key on the string. But the one that you remove is a different key entirely. Switching is simple because most keys fall into one of two general classes, the old-fashioned lever lock and the newer cylinder types.

Outside of locksmiths, few people can tell two keys of the same type apart. To substantiate this, recall how frequently you have to go through your whole collection every time you open a door. It is on this principle that the trick is based.

Keep one key of each type loose in your pocket so that when a victim starts to produce a key for this trick it can be duplicated instantly; that is, to duplicate enough for this deception.

When "A's" key is strung to suit and the ends held, cover it with a handkerchief to hide the necessary magical manipulations. Under cover of the silk, the threaded key is pushed a little aside and the duplicate key looped onto the string secretly, introduced beneath the handkerchief with the right hand. Cover the borrowed key with the right hand, and, still keeping the original key concealed under the handkerchief, slide the hands toward the ends of the cord so that "A" may have an opportunity to feel the handkerchief and ascertain that his key is still underneath. In sliding the hands, the right one naturally carries the threaded key along with it allowing the looped key to remain.

As soon as the ends of the cord are returned to "A",



NEW 3 OUNCE SIZE

Just Pour Into Gas Tank Every 250 Miles. Convenient, Sealed Container. No Waste. Economical!

—And you'll have easier car starting, smoother engine operation—live, peppy, performance!

Pyroil, the famous safeguard for your car, costs but a few cents per 3 ounce tin, yet can save you dollars in repairs and maintenance expense! Eliminates hard carbon, gums, sludges. Prevents corrosive attack (wear) on vital metal parts.

Try Pyroil today. Use it regularly. Ask your service station attendant. Manufactured and Guaranteed by Pyroil Company, W. V. Kidder, Founder, 63 Pyroil Bldg., LaCrosse, Wisconsin, U.S.A.

DISTRIBUTORS. CHECK AND MAIL COUPON FOR FRANCHISE FACTS

PYROIL COMPANY
63 Pyroil Bldg., LaCrosse, Wis., U.S.A.
Please send complete Pyroil facts.
 Also send details of your plan for Distributors.

Name.....
Address.....
City..... County..... State.....

pocket the original key and then, under cover of the handkerchief, remove the looped key to the amazement of on-lookers. Of course, switch the keys as soon as possible after doing the trick so that "A" is returned his own key.

Pseudo-spiritualism gave us a neat trick some years ago, and it is a startling effect easily carried on one's person. In performing it, each wrist is tied securely to the ends of a 2-foot length of strong cord and the knots sealed with wax. The group is then invited to examine an absolutely unprepared ring of metal, wood or glass, about 4 inches in diameter.

"Is it possible," you ask, "to pass this solid ring onto the cord tied to my wrists without in any way cutting, untying or breaking the cord or the ring?" It doesn't seem so, but by merely turning away for a split second, you can swing back with the unbroken ring hanging from the center of the cord.

The average time-passing audience will spend many hours trying to work out this mystery, yet the secret is simple. Prior to performing the trick, slip a duplicate ring over your hand and onto the forearm, where it is held in place by the pressure of the coat sleeve. All that is necessary when you turn away is to slip the inspected ring under the arm pit or into a pocket, then drop the duplicate ring from the sleeve onto the string. Reversing this process "removes" the ring for further inspection.

A magician isn't regarded as outstanding unless he can do a few tricks with cards. Basically, most pasteboard effects narrow down to the business of picking out a particular card. There are countless ways in which this may be done, but here's one of the simplest, which can be done at any time, any place, and with any deck of cards.

The deck is thoroughly shuffled, cut, and left in two heaps upon the table before you even touch it. A volunteer selects some card, places it on top of one of the two piles, and you, without looking at any of the cards, merely place the other pile on top. Although the deck is again shuffled, you can pick out the right card even while blindfolded.

To properly perform this trick be able to accomplish a fair imitation cough or sneeze. When the volunteer is noting his card, cough or sneeze, and quite politely cover the lips with your fingers and, at the same time, secretly moisten the finger tips with saliva. When picking up the one half-deck of cards to place atop the other, secretly smear the bottom card with the moisture, then carefully press down on the others. After this, unless the deck is old and worn, no amount of shuffling or cutting can separate the bottom card of his pile from the top card of the other—which, of course, is the selected card. All you need do is to go through the deck until the double-thickness is felt and the lower one is, of course, the card selected by your volunteer.

The Boeing Planes

[Continued from page 122]

was introduced in 1932 and it was quickly developed into the P26-A and became standard equipment with the Army Air Corps. With a top speed over 235 m. p. h. this single-seater was rated as the world's fastest one-place fighter.

The following year the well known model 247 twin-engine all-metal transports were brought out. A fleet of these low-wing monoplanes established over-night, coast to coast passenger and cargo schedules. With 550 h. p. engines these ships carried 10 passengers, pilot and co-pilot, stewardess, baggage, and cargo, at a high speed of 202 m. p. h. In 1934 these transports appeared as the Model 247-D and one of them was used by Roscoe Turner and Clyde Pangborn to place second in the London to Melbourne Air Race. Ships of this type were used by United Air Lines, Pennsylvania Airlines, Western Air Express, Wyoming Air Service, National Parks Airways, and Deutsche Lufthansa.

In 1935 the Model 299 four-engine all-metal low-wing bombardment plane was brought out. This huge monoplane with a wingspan of 105 feet and a length of 70 feet weighs approximately 16 tons and its 1,000 h. p. Wright Series G Cyclone engines give it a maximum speed of over 200 m. p. h. The Model 299 became a focal point for the eyes of the world when it flew 2100 miles non-stop from Seattle, Wash., to Dayton, Ohio, at an average speed of 232 m. p. h. Popularly known as the "flying fortress" this bomber ranked as the fastest and longest range bombardment craft in the world and the largest land plane in America until superseded by the XB-15, a four-engine bomber with a 150-foot wingspan. Designated by the Army as the YB-17, thirteen of these giant planes were ordered by the Air Corps.

Boeing is now completing construction of six giant "Clipper" flying boats for Pan American Airways. These boats will have a gross weight of more than 82,000 pounds and will be capable of carrying more than sixty passengers, with sleeping accommodations for forty. Embodying the most modern streamlined design, these ships will be in-

[Continued on page 153]

DISSTON - of course



**time to buy a
new Hand Saw**

Enjoy the treat of a finer saw than most men have ever owned! Ask dealer for DISSTON D-23. Lightweight, straight back, narrow blade. Butt, 6 3/8"; point, 1 1/2". Precision balance, true taper, easy running, fast cutting. Disston's world-finest saw steel. Mirror polish, striped back, beautifully etched. Applewood handle, full carved. Cross-cut or rip. One of Disston's finest. 26" length for only \$3.85

Ask your dealer also to show you DISSTON D-8, world-famous as the "Saw Most Carpenters Use". Skew back. 26" length, \$3.50. Also made Lightweight Pattern for home workshop, \$3.50

D-23
(illustrated)
\$3.85



--- FREE MANUAL ---

How to Choose and Use Saws—answered in "Saw, Tool and File Manual". FREE. Mail this to Henry Disston & Sons, Inc., 308 Tacony, Philadelphia, U.S.A.

Name _____

Address _____

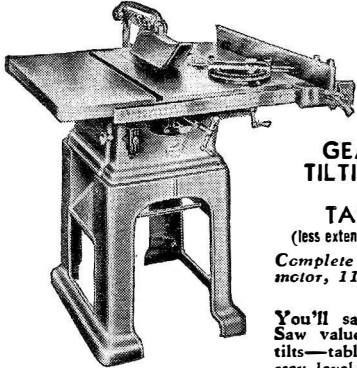
Check the Hardware Store for Value and Variety

THE HIGHLIGHT OF 1938

DRIVER GEAR DRIVE!



For the first time, modern direct gear drive, featured in expensive big machines, is available in low priced small tools—engineered by Driver. Tests with the same motor show the Driver Gear Drive delivers up to 40% more power than belt and pulley drive. Only Driver offers it.



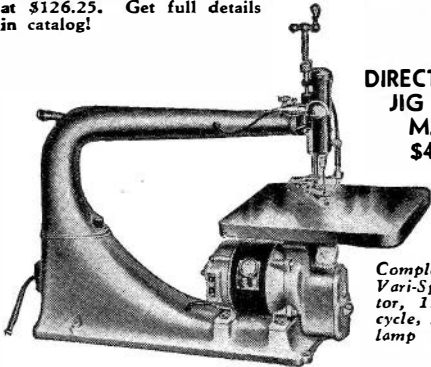
GEAR DRIVE TILTING ARBOR SAW TA990 \$87.20

(less extension tables and guard)

Complete with 1/2 H. P. motor, 110-220 v., 60 cycle A. C.

You'll say it's the biggest Saw value ever! 8" blade tilts—table and work always stay level—cuts angles from

90° to 45°, any depth up to regulated by worm gears with and gauges. Gear drive means no stalling, no backing up, even for heavy cuts. TA1162 with 10" blade also available at \$126.25. Get full details in catalog!



DIRECT DRIVE JIG SAW MJ917 \$48.50

Complete with Vari-Speed motor, 110 v., 60 cycle, A. C., and lamp and bulb

Combines the three greatest improvements since jig saws were invented! *Direct drive* with crankshaft mechanism in splash oil reservoir, *fingertip control* that flips from high to low speed without change of belt on pulley, and *motion blade tensioner* that permits accurate tensioning while in motion. Throat capacity 24", tilting table 15"x14", positive blower. Also available with single speed motor and without lamp for \$38.50.

Three complete lines of new 1938 tools in three price ranges—many with Driver Gear Drive—are described in the new 48-page Driver catalog. Send for your copy today. Walker-Turner Co., Inc., 538 South Ave., Plainfield, N. J.

DRIVER Engineered **POWER TOOLS**

Drafting Board For Workshop

[Continued from page 79]

solid post. Since only a little lumber enters into the construction, it is best to make the frame of good grade hardwood such as oak, maple, gum or mahogany. The drawing-board proper is a glued-up job of clear pine. For a de-luxe job, use sugar pine.

A particularly novel feature of this board is the cable operated straight-edge. Obviously the head of the common T-square would restrict its use on the upper part of the board. In any case, the mechanically operated straight-edge is preferable. The details of this are fully indicated. It will be seen that instead of using the usual small pulleys at the corners of the board, the operating cord passes through short lengths of U-shape tubing set into slots filed in the corners with a round file. After the tubes are in place, the slots are filled up with plastic wood. The inside of the U-tubes are polished smooth with a soft cotton cord coated with oil and fine emery. The cord itself is hard-plaited, linen fish-line of at least 32 lb. test. This is coated with vaseline and graphite, is led through the tubes as shown, and is attached tautly between the washers on the No. 4 machine-screws at the ends of the straight-edge. One will find that a length of 10 gauge duraluminum 1½ inches wide that has been cut off on big machine shears makes an excellent straight-edge after its edges have been polished with fine emery cloth.

Airmail Stamps Are Popular

[Continued from page 70]

Newfoundland is the classic country for rare airmail stamps that tempt the collectors. The first air stamps of this British dominion have values of at least \$2,000, and the issue so recent as 1930 bears a valuation of \$500. These stamps are overprints, too, the first mentioned inscribed "First Trans-Atlantic Airstop April, 1919"; and the latter-mentioned here, "Trans-Atlantic Air Mail by M. B. Columbia, September, 1920."

The Newfoundland airmail stamp commemorative of that first flight of 1919, the 50-cent value of 1931, is an interesting adhesive, and has a catalog value of only \$1.50.

Another interesting country for valuable stamps marking airmail flights, is the Philippine Islands. The Madrid-Manila flight was commemorated by an issue of 1926—overprints again—and range in value from \$2.50 up to (as with the 16-cent stamp overprint) \$175. These Philippine air-overprints are generally all worth preserving.

But now suppose that we turn to some of the lesser expensive airmail stamps. Many which appeared as late as 1930 are today rising in value. It is this "future" which seems to be attractive to stamp collectors. Probably next to United States postage issues, airmail stamps are the best for

values. Even the 1933 Chinese airmails catalog between 20 and 80 cents today, only four years after they were issued.

Airmail stamps have marked, decidedly, man's trail blazing of, and conquest in the air; thus they are popular. When such stamps are also sound financially, as so many are, this additional advantage is an inducement to specialize in the field. Today, the French postage of 1926-27, overprinted for airmail usage in 1928, have risen astonishingly in price. The 10-franc overprint on the 90-centime adhesive is worth \$50 unused in the standard catalog and postally used, \$60. The 10-franc overprint on the 1.50-franc is cataloged at over \$80 unused and higher, used at over a hundred dollars! These issues speak well for the used stamp.

Used airmail stamps often bear values substantially above the unused; this is particularly true of airmail covers marking "first flights" or "last flights." The letters carried, for example, on the ill-fated *Von Hindenburg* certainly are prizes in the aerophilatelic field. Covers carried by the Pacific Clippers across the Atlantic are by no means inexpensive, any more than will be the first flight covers carried by the Trans-Atlantic services which are being organized by the United States, England, and Germany.

We cannot forget the *Graf Zeppelin* airmail stamps, overprinted stamps, and covers, which that famous ship, its service now ceased, has carried. The *Zeppelin* issue of little Liechtenstein, for example, bears valuations of between \$1 and \$1.75; these stamps on covers would bring much more than that.

Hidden away, here and there, the stamp collector now and again comes upon a stamp or a cover which has not attracted too great attention. For instance, Lithuania issued a 60-cent rose airmail in 1924, (Scott No. 438) which is valued at \$30. An error often makes the difference between an inexpensive issue and a rarity; let's look at an airmail stamp of Memel, 1921. It is the 60 pf. on 40-cent red and pale blue colored stamp. The issue was overprinted in dark blue "Flugpost," and the stamp in question (Cat. No. 306) is valued at a mere 50 cents. But the lucky collector to have that overprint, translated as "airpost," inverted, will find the valuation of the stamp jumping to \$100.

Thus it is not difficult to understand why airmail stamps are popular. They often have attractive designs; they are issued for definite purposes which breathe adventure and they are generally good investments.

Using a hypodermic syringe, an entomologist is able to inject extremely tiny doses of poisoned foods into coddling moth caterpillars, directly into the digestive tract, and thus he can test more accurately the effectiveness of various poison baits.



Indian


LEADS THE WAY

4 GREAT INDIAN MODELS

PRICES ON NEW MODELS BEGIN AT **\$215.** FULLY EQUIPPED

- JUNIOR SCOUT** — a thrilling, twin-cylinder marvel
- DE LUXE 4** — the only American-made 4-cylinder motorcycle
- CHIEF 74** — a peerless "top-speed" performer
- SPORT SCOUT** — a winner all around

FREE! Get the RIDERS HELMET and INDIAN PIN MAIL COUPON TODAY!



Name:
 Address:
 Please be sure to check your age group: 18-19 years 20-29 years 30 years and up Under 15 years

... IN PRICE
 Smart new 1938 Indians are priced as low as \$215—the lowest "twin" price and the greatest value in all the motorcycle world! And you can buy them on an easy pay-as-you-ride plan.

... IN PERFORMANCE
 See the new Indians at your dealer today. They're beauties—easy to handle, easy to start, packed with power and pep to give standout performance for the very lowest up-keep and operating cost!

INDIAN MOTORCYCLE CO., Springfield, Mass.

CANNED WOOD MAKES HOME REPAIRS EASY



What Have You Got to Fix?

Even if you're all thumbs you can do a fine job of repairing quickly

holes in tile loose casters cracks loose drawer
broken chairs ugly nicks screw holes pulls

with this canned wood that handles like soft putty and quickly hardens into wood. You can paint it, carve it—drive nails and screws into it. It's wonderful. It's PLASTIC WOOD. Try it. Results will surprise you. Paint, hardware, 10¢ stores sell PLASTIC WOOD in 10¢ & 25¢ tubes, 35¢ cans.



PLASTIC WOOD

Diesel

For several years, Diesel engines have been replacing steam and gasoline engines in power plants, motor trucks and busses, locomotives, ships, tractors, dredges, pumps, etc. And now the first Diesel-powered passenger car is on the market. Our home-study course offers you a real opportunity to prepare for a worth-while position in this new field. Write TODAY for full information. No obligation. American School, Dept. D-328, Drexel at 56th, Chicago

UGLY ADOLESCENT PIMPLES?

Let millions of tiny, living plants
help cleanse your blood of poisons

Stop suffering the curse of youth—a pimply skin. Get at the root of your trouble, unclear blood.

Between the ages of 13 and 25, you are at a time of life when important glands are developing. Your system is upset. Poisons pollute your blood stream and bubble out on your skin in ugly pimples. You need to cleanse and purify your blood.

Let Fleischmann's Yeast help by removing these impurities the natural way. Millions of tiny, active, living yeast plants will help keep poisons from the blood and help to heal your broken-out skin. Many people get amazing results in 30 days or less. Neglect may ruin your skin for life. So start eating Fleischmann's Yeast at once. Buy some tomorrow!

Copyright, 1938, Standard Brands Incorporated

Shutter Release For Graflex

[Continued from page 114]

rubber tube and bulb, or a string tied to the shutter lever of the camera.

An extension "F" is formed of stiff sheet brass and fastened to the armature of the magnet. This engages the trigger "A" which is pivoted to the plate. The trigger holds the plunger "B" against the tension of the coil spring within the tube by means of the small brass plate "D" which is screwed to the end of the plunger. When current is applied to the magnet, the plunger is released, causing it to fall and strike the shutter lever of the camera.

In making the release, first construct the plunger from a piece of brass tubing of the approximate size shown. Saw the slot for the steel pin "G" to slide in. The pin has the effect of compressing the coil spring in the tube when the plunger is raised, and it is also used in setting the device before exposure. Make two small washer-like bushings, one for each end of the tube. Their outer diameters should be a press fit within the ends of the tube and the center holes the same as the diameter of the plunger rod. This rod should slide freely in these holes when assembled. The plunger is a piece of 1/4-inch brass rod, drilled for the steel pins as shown. These pins are also a press fit in the holes. The piece "D" is 1/16-inch brass and about 1/2-inch square, screwed on the end of the plunger with a 2x56 machine screw. The plunger and coil spring should be assembled together in the brass tube and the ends pressed in place and soldered. The tube is then soldered to the brass plate as in the details.

The trigger ("A") used in the release was taken from an old knife switch. However, one can easily be made from flat, sheet brass and pivoted to the brass plate with a machine screw. The magnet extension ("B") should be shaped to fit the particular magnet used.

An electric shutter release such as this, opens new fields for the amateur. Pictures of wild life and self photographs are examples of pictures which it makes possible. It has the advantage of being very fast in operation so that the shutter can be released at the exact moment desired.

Printer Titles Negatives

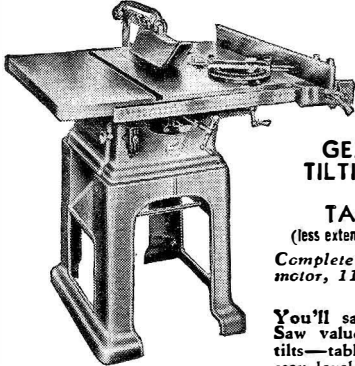
[Continued from page 109]

made of thin stock. The identification line does not, of course, show until the negative is developed. Roll film can be marked in the same way, but leave the black paper backing in place as a guide so that you will know the location of each exposure. Bromide enlarging paper can be marked in the same way with about a one second exposure. A stronger lamp should be used if you wish to mark ordinary contact printing paper.

THE HIGHLIGHT OF 1938



For the first time, modern direct gear drive, featured in expensive big machines, is available in low priced small tools—engineered by Driver. Tests with the same motor show the Driver Gear Drive delivers up to 40% more power than belt and pulley drive. Only Driver offers it.



GEAR DRIVE TILTING ARBOR SAW

TA990 \$87.20

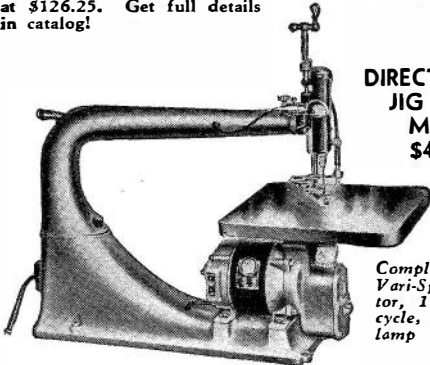
(less extension tables and guard)

Complete with $\frac{1}{2}$ H. P. motor, 110-220 v., 60 cycle A. C.

You'll say it's the biggest Saw value ever! 8" blade tilts—table and work always stay level—cuts angles from

90° to 45°, any depth up to regulated by worm gears with and gauges. Gear drive means no stalling, no backing up, even for heavy cuts. TA1162 with 10" blade also available at \$126.25. Get full details in catalog!

a full 2", both adjustments convenient control handles in motion. Throat capacity 24", tilting table 15"x14", positive blower. Also available with single speed motor and without lamp for \$38.50.



DIRECT DRIVE JIG SAW

MJ917
\$48.50

Complete with Vari-Speed motor, 110 v., 60 cycle, A. C., and lamp and bulb

Combines the three greatest improvements since jig saws were invented! *Direct drive* with crankshaft mechanism in splash oil reservoir, *fingertip control* that flips from high to low speed without change of belt on pulley, and *motion blade tensioner* that permits accurate tensioning while in motion. Throat capacity 24", tilting table 15"x14", positive blower. Also available with single speed motor and without lamp for \$38.50.

Three complete lines of new 1938 tools in three price ranges—many with Driver Gear Drive—are described in the new 48-page Driver catalog. Send for your copy today. Walker-Turner Co., Inc., 538 South Ave., Plainfield, N. J.

DRIVER *Engineered* **POWER TOOLS**

Drafting Board For Workshop

[Continued from page 79]

solid post. Since only a little lumber enters into the construction, it is best to make the frame of good grade hardwood such as oak, maple, gum or mahogany. The drawing-board proper is a glued-up job of clear pine. For a de-luxe job, use sugar pine.

A particularly novel feature of this board is the cable operated straight-edge. Obviously the head of the common T-square would restrict its use on the upper part of the board. In any case, the mechanically operated straight-edge is preferable. The details of this are fully indicated. It will be seen that instead of using the usual small pulleys at the corners of the board, the operating cord passes through short lengths of U-shape tubing set into slots filed in the corners with a round file. After the tubes are in place, the slots are filled up with plastic wood. The inside of the U-tubes are polished smooth with a soft cotton cord coated with oil and fine emery. The cord itself is hard-plaited, linen fish-line of at least 32 lb. test. This is coated with vaseline and graphite, is led through the tubes as shown, and is attached tautly between the washers on the No. 4 machine-screws at the ends of the straight-edge. One will find that a length of 10 gauge duraluminum 1½ inches wide that has been cut off on big machine shears makes an excellent straight-edge after its edges have been polished with fine emery cloth.

Airmail Stamps Are Popular

[Continued from page 70]

Newfoundland is the classic country for rare airmail stamps that tempt the collectors. The first air stamps of this British dominion have values of at least \$2,000, and the issue so recent as 1930 bears a valuation of \$500. These stamps are overprints, too, the first mentioned inscribed "First Trans-Atlantic Airpost April, 1919"; and the latter-mentioned here, "Trans-Atlantic Air Mail by M. B. Columbia, September, 1920."

The Newfoundland airmail stamp commemorative of that first flight of 1919, the 50-cent value of 1931, is an interesting adhesive, and has a catalog value of only \$1.50.

Another interesting country for valuable stamps marking airmail flights, is the Philippine Islands. The Madrid-Manila flight was commemorated by an issue of 1926—overprints again—and range in value from \$2.50 up to (as with the 16-cent stamp overprint) \$175. These Philippine air-overprints are generally all worth preserving.

But now suppose that we turn to some of the lesser expensive airmail stamps. Many which appeared as late as 1930 are today rising in value. It is this "future" which seems to be attractive to stamp collectors. Probably next to United States postage issues, airmail stamps are the best for

Hold That Exposure!

[Continued from page 111]

to get results is to use plenty of it. If you expect to use your camera indoors, say during a party or a family dinner, load it with the fastest film you can buy. Many people stick to the "chrome" type films, which are all right for sunshine and the usual snaps of children at play in the park, swimmers at the beach, etc. Super-sensitive panchromatic film is almost THREE times faster in artificial light than the "chrome" type, and gives good results under conditions that spell complete failure for the latter. The new "super-super" pan film is again about 50% faster than the super-sensitive kind, although it doesn't enlarge quite as well. This combination of fast film, a slow shutter speed, and a steady finger on the release button puts many a low priced camera into competition with \$150 "candid" masterpieces.

The accompanying pictures give an idea as to what can be accomplished with an ordinary 2 1/4 x 3 1/4-inch roll film, folding camera, equipped with a regulation f. 4.5 lens and a compur shutter. Of course, these are the successful shots of perhaps six or eight rolls; the writer doesn't want to give the impression that the mere use of slow exposures solves all picture-taking problems.

Photo A is of one of the popular penguins in the New York Aquarium, "walking the plank." Directly overhead there happened to be a large reflector with a bulb of perhaps 300 watts. Reflection from the water in the tank and from the white tile permitted a well timed picture at f. 4.5 at 1/10 second, with super-sensitive film. The camera was rested on the tank rail, and that undoubtedly helped a lot.

Photo B was taken from the last row of the Radio City Music Hall (New York), just as the chorus line-up stopped for a moment to catch its breath and enjoy a round of applause. This was 1/5 second, with the benefit of good white light on the stage. Incidentally, it might be mentioned that theatre photography is a waste of time if anything other than white light is used. The colored lights may look bright to the eye, but don't register much on the film.

Madison Square Garden during circus time is always good for many interesting pictures. Photo C was taken from the end of one of the upper balconies, with the camera held on a rail. This was a full second, with the lens closed down a bit to f. 6.3 to give depth of focus. This was a quiet minute between acts. The three rings and the two square platforms are clearly visible. The Garden is brightly lighted, and even a Box Brownie would give results here.

The silhouette of the monkeys, Photo D, was really accidental. The sky outside the animal house in the Central Park Zoo (New York) was bright and sunny, so the exposure was 1/25 second at f. 8. The monkeys show up mainly as shadows, but because of the pattern of the bars the picture itself is quite interesting.

[Continued on page 138]

Only 22¢ a Day
Puts This All-Purpose ELECTRIC ARC WELDER IN YOUR SHOP

TEN DAY TRIAL GUARANTEED



STOP THROWING AWAY PROFITS! DO YOUR OWN WELDING! That's the modern way to increase income and customer satisfaction. And, it takes only 22¢ a day to do it. Yes, you get the sensational, professional, ALL-PURPOSE Commonwealth Electric Arc Welder—Model 120-FS, for only 22¢ a day. Ten whole months to pay out of profits. Now, for the first time, it is EASY for every inventor, laboratory, home workshop owner, garage, repair shop, and factory to afford a complete welding service for manufacturing, maintenance, experimental or repair work.

Details FREE

Works on 110 or 220-Volt A. C.

Simply plug into a 110 or 220-volt, 60-cycle A.C. line. Economical—costs only a few pennies an hour to operate. Often pays for itself on first or second job. Portable—can be carried right to outside jobs in auto, truck, or side car. Anyone can weld with its easy-strike, automatically stabilized arc. Comes complete with helmet, electrode holder, welding rod, etc. Nothing else to buy. Fully guaranteed. Breath-taking low price. Saves and makes hundreds of dollars.

Handles ALL Welding Sheet Metal to Heavy Castings

Model 120-FS is a big, 110-pound, man sized, heavy-duty welder with efficiency of machines costing many dollars more. Welds iron, steel, cast iron, cast steel, and alloys of them. Six heats handle everything from fenders and light sheet metal to motor blocks and heavy castings. Also fine for soldering and brazing. Uses standard welding rods. No experience or special training needed to operate. Simple, complete instructions for doing all kinds welding jobs included. MAIL COUPON BELOW for complete details.

COMMONWEALTH MFG. CORP.
 Dept. F-52, Cincinnati, Ohio



MAIL COUPON FOR DETAILS GET 22¢ A DAY PLAN

Commonwealth Mfg. Corp., Dept. F-52,
 4208 Davis Lane, Cincinnati, Ohio.
 Please rush me at once, FREE, all details about Model 120-FS
 Electric Arc Welder with Deluxe Accessories and your 22¢-a-day
 Plan.

Name

Address

Town State

FREE CAMERA BOOK!



Just out! Explains latest inventions, methods in photography and Home Movie Making for fun and profit. Offers hundreds of amazing money saving bargains in new and used still, movie cameras, lenses, films, exposure meters, enlargers, and room supplies—everything photographic. Central of world's most complete, varied stock of foreign and domestic merchandise from world's leading makers: Praktina, Kodak, Zeiss, Rill & Howard, Graflex, Gleewart, Korona, Bausch & Lomb, etc. SAVING! Central's Satisfaction guaranteed or money back. We take your old camera and equipment in trade. Write for free camera book!

CENTRAL CAMERA CO., 230 WABASH
 Dept. J. R. CHICAGO, U.S.A.

PHOTOGRAPHIC HEADQUARTERS since 1899

HANDY MAN'S HOME MANUAL

1938 Edition Price 50 Cents



50 CENTS A COPY

You don't have to be an expert mechanic to keep your house in tip-top condition. Just invest the trifling sum of 50 cents in a copy of the new enlarged

1938 HANDY MAN'S HOME MANUAL

and learn how to do all those odd jobs the easy and simple way.

This big book consists of 144 pages, profusely illustrated with many photographs and drawings, and beautifully printed in black rotogravure. It contains hundreds of valuable ideas and suggestions never before printed. Any one of them will save you the cost of your copy several times over.

Look over the following condensed table of contents and you'll know why this book is such a bargain!

NEW 1938 EDITION TABLE OF CONTENTS

How Plain is Your House Number?
Gates, Trellises and Fences for the New Home
Hints for the Home Electrician
Bicycle Shelter and Shop
Decorative Mail Boxes
Spice Your Lawn With Distinctive Novelties
Modernizing Outmoded Farm Kitchens
Handy Sandpaper Files
Glass Bricks for the Modern Home
Make Your Own Curtain Fixtures
Tricks with a Paint Spray Gun
Your Cellar Can Be Neat
Orange Crate Porch Office
Old Paint Brushes Meet Everyday Needs in Home
The Neglected Ground Connection
Make This Early American Arm Chair
Shop Tips
Woodcraft Kitchen Creations
Avoid Domestic Electrocutation
Tips For The Home Gardener
A Modern Table of Many Uses
Uses For Concrete
Build This Modern Radiator Grille
How To Repair Windows, Screens and Doors
A Local Heat Applicator for Home and Shop Use
Simple Wading Pools
So You're Buying a House!
A Double Decker Bed
New Uses for the Toaster
A Woman's Work Bench?—Yes!
A Portable Workshop
Look Out for Termites
When Moths are a Problem
Double Duty Garages
Barbecue Set in Knotty Pine
"Winterizing" the Home Oil Burner
A Rolling Pantry for the Garden
How to get a Master Finish with Unskilled Hands
A Garden Chair of Simple Design
Vacuum Valves Save Fuel
Weather Vane for Cabin
Weather Proof Garden Furniture
Hammering Aluminum into Beautiful Metalware Articles
plus—scores of "kinks" and "short-cuts".
Buy your copy from your newsdealer, or order direct from us, if you prefer. We pay postage.

FAWCETT PUBLICATIONS, INC.,

Fawcett Building,
Greenwich, Conn.
Enclosed find 50 cents. Send me a copy of the Handy Man's Home Manual.

Name

Street and Number.....

City

State

(Please write your full name and address clearly. Don't send coins; remit by check or money order.)

Craftwork From Halftones

[Continued from page 84]

medium, then fine emery cloth in the same manner. This will provide a satin finish which you may like to leave as is. If, however, a mirror-like polish is wanted, you must go two steps farther. First, with a large cork dipped in water and then in powdered pumice stone, rub the copper until all scratches are removed. Follow this with a similar cork dipped in machine oil and rotten stone. Ordinarily, polishing is the last operation, so as to remove tool marks and scratches, but if the finished piece is to be intricately sawed or assembled, a preliminary polishing will save much time afterward. A faster but less thorough way to polish the copper is with a coarse scratch wheel, followed by a fine scratch wheel and a cloth buffing wheel. The finished copper should be lacquered to prevent tarnishing.

A good way to color copper is to wipe the surface with a rag dampened with turpentine. Place the piece in a hot oven and allow to remain there until the resulting blue-orange color suits your fancy.

An antique coloring may be required by heating it to a dull red, allowing it to cool, and buffing the high spots to a polish. Unusual color effects may be obtained by giving the polished copper a coat of lacquer to which red, blue, or green aniline has been added.

To make the ash tray, illustrated, first cut out piece A then bend it into a triangular shape. Bend over the tabs and form a slight channel in each to prevent the cigarettes from rolling. Complete this part by soldering the corner. Using the bottom edge of it for a pattern, trace with a scratchawl on two other pieces of copper, and saw them out as indicated. Solder the various parts together and finish by any method you like.

A few ideas for useful and beautiful things made from copper halftones, include sconces for wall decorations, coasters for the dining table, ash trays, picture frames, dishes, letter openers, rulers, name plates, keyhole inlays, fancy hinges, house numbers, monograms and many other useful articles.

Hold That Exposure!

[Continued from page 136]

Photo E is a genuine "candid" shot of a small boy trying his father's tools. Light came from a 100-watt lamp in a tin reflector over the workbench. The exposure of $\frac{1}{2}$ second at f. 4.5 left the shadow sections pretty dark, but at least a picture is recorded and it makes a valuable addition to the family album. A shot at 1 second was very much better exposed, but the child is just a mass of movement. A speed of $\frac{1}{8}$ second produced a negative too thin to be of any lights; it was a question of shooting right away,



Sets • Kits • 12000 Parts Amateur Gear • Sound Systems

What's your interest in Radio? Do you sell sets? Build? Service? ALLIED's big 164-page Catalog shows everything—at lowest prices. 61 new "Knight" Radios, for every purpose, including all newest features such as Push-Button Electric Tuning, at amazingly low prices—dozens of new Build-Your-Own Kits; amateur receivers, transmitters, transceivers; over 12,000 parts, books, tools; all types of test equipment; new "Knight" Sound Systems for every requirement. Get ALLIED's 1938 Catalog—radio's complete Supply Guide! Let it save you time and money. It's FREE—Just send coupon.



FREE! Builder's Parts Lists

We supply Free Parts Lists of matched kits for building any circuit described in this or in any other magazine. Just send coupon.

ALLIED RADIO CORPORATION
833 Jackson Blvd., Dept. G-C-B, Chicago

Send your 1938 Catalog Free

Name _____

Address _____

FREE WOOD CATALOG

NEW 1938 100 PAGE BOOK No. 10
WITH ANY ORDER 50¢ OR MORE
(Otherwise send dimo or stamps)

Every home craftsman should have this fine book crammed full from cover to cover with beautiful things you can easily make. valuable information, and helps for professional and amateur woodworkers. 24 pages in color, lists and illustrates 76 blue print designs for scroll patterns, inlay table tops, etc. . . . hard to find foreign woods, lovely crotch, butt, burl, saddle back, etc. Veneers, panels, solid woods, etc. These woods cost you less . . . much less . . . yet give you just what you want.

Full of BARGAINS Like These:

DEAL NO. 16

- 3 sq. ft., $\frac{3}{8}$ " Walnut, $5\frac{1}{2}$ " and wider
- 3 sq. ft., $\frac{3}{8}$ " Mahogany, $5\frac{1}{2}$ " and wider
- 3 sq. ft., $\frac{3}{8}$ " Satinwood, $3\frac{1}{2}$ " and wider
- 3 sq. ft., $\frac{3}{8}$ " Benin, $5\frac{1}{2}$ " and wider
- 3 sq. ft., $\frac{3}{8}$ " Holly, 4" and wider
- 3 sq. ft., $\frac{3}{8}$ " Plain Maple, 6" and wider

ONLY
\$3.00

F. O. B.
CHICAGO

Shipping Weight
10 Pounds

VENETIAN BLINDS

Make your own at $\frac{1}{4}$ store prices. All materials, tapes, cords, etc. Easily assembled with simple home tools. 12 Pages of Specially Priced Solid Woods and Veneers from All Over the World

New Process of Inlaying

Make this beautiful wall plaque in striped Mahogany, Walnut, Lacewood, etc. Complete kit includes intricate border all ready to fit together. Requires no tools or clamps. Makes beautiful $6\frac{1}{2}$ x 9 wall ornament in 1 hour complete. Easily worth \$3.00. Sent postpaid—only \$1.00.



DOWEL CENTERS

Complete set 7 sizes— $\frac{1}{4}$ " to $\frac{5}{8}$ ". Dispensable to cabinet builders. Special, postpaid, 40c. 2 sets 75c.

ORDER TODAY DIRECT FROM THIS AD OR SEND DIME FOR CATALOG!

CRAFTSMAN WOOD SERVICE COMPANY

Money Back Guarantee—We ship all over the world
2731 Mary Street CHICAGO

2400 Degrees F!! BRONZE FOUNDRY

For School And Home Workshops



Complete Foundry Outfits are available in three sizes and make it possible for you to produce beautiful bronze, silver or aluminum castings in your home workshop. Presents such as book ends, ash trays, dishes, paper weights, letter openers, bottle openers, statuary, etc., can be quickly made by the sand casting process. Existing objects can be used as patterns, and sand moulds made in a few minutes' time. Previous experience unnecessary. Domestic gas supply and 110 volt AC or DC energy required for operation.

Size	Crucible Capacity	Shipping Wt.	Casting Wt.	Price Complete
351	6 cu. in.	25 lbs.	1 1/2 lbs.	\$13.50
352	12 cu. in.	40 lbs.	3 lbs.	19.00
353	24 cu. in.	65 lbs.	6 lbs.	27.50

Prices f. o. b. K. C. include several notes, blank to operate on any 110 Volt Energy. Check or money order acceptable, express charges C. O. D. Write for circular.

KANSAS CITY SPECIALTIES CO.

P. O. Box 6022 Kansas City, Mo.



FREE NEW 1938 80 PAGE CATALOG NO. 8

THE CATALOG OF EVERYTHING IN POWER TOOLS, SPRAY EQUIPMENT, MODEL SUPPLIES, ELECTRIC MOTORS Metal Lathes, accessories, Artist Air brushes, spray guns, Elcc. Bench Grinders, Model Gas engines, kits, Grinding Wheels, Lathe Chucks, Micrometers, Pulleys, V Belts, Carving Tools, Compressors. BALKO'S complete stocks and fast service save you time. Write today for your FREE copy.

BALKO ELEC. MOTOR-SUP. CO., 10 SO. CLINTON ST., DEPT. D28, CH. CAGO

BALD? DON'T BE!

New Hair on Your Head or Money Back.

Science says many cases falling hair and baldness are due to roots being starved for blood. Sensational new Vacuum Helmet now made for home use at cheap price, feeds starved roots, stops falling hair. Peel results on very first treatment. Grows new hair on your head or money back. Send name for Free facts, price, terms. FREE Trial Offer and guarantee—all Free. Hydro-Vac, Inc., Dept. 243, Walnut Bldg., Des Moines, Iowa.



STOP Backtracking

Haven't you often driven the wrong road and had to backtrack many miles? The Hull Streamline Auto Compass always shows your direction of travel, prevents backtracking, saves money and time for only \$2.95 at your dealer. Two-piece model \$1.95. Write for circular.

HULL MFG. CO., P. O. Box 246-M; WARREN, OHIO

BIG MONEY STEADILY FOR YOU

INCREASE YOUR INCOME

Be our representative in your locality for Dove Work Garments. No experience necessary. Pleasant, simple work. Every business prospect. Advertising embroidered on garments great sales feature. Easy to make good money weekly. We supply everything needed to start at once, including FREE OUTFIT. Write immediately. BEN DOVE GARMENT CO., 801 So. Fourth St., Dept. 846, Kankakee, Ill.



RE-STRING RACKETS AT HOME



EARN MONEY

It's pleasant, profitable work. No experience or skill required. Easy to Learn. Full line of guaranteed stringing tools, frames, gut and silk strings for your selection. Every item highest quality. Write for complete details.

Write for our 1938 Illustrated Catalog and Instruction Book. W. A. BICKEL & CO., Dept. B-3, 137 N. Marion, Oak Park, Ill.

Learn a TRADE in 8 weeks

Many Good-Pay Jobs Are Available Trained men are in demand and earn good money in these fascinating well-paying trades. This is not a correspondence school—no books—no lessons. Don't look for a job—TRAIN FOR IT. Read below how a McSweeney-trained man made good.

- AUTO MECHANICS
- AVIATION MECHANICS
- DIESEL MECHANICS
- Collision Repair (Complete)
- Body and Fender Repair
- Auto Painting
- WELDING—Arc and Gas

You Get Actual Shop Training

Work on real equipment with real tools. In a few weeks you should be trained by actual work to hold down a Good Pay Job.

We get many letters like this

1801 E. 65th St., Cleveland, O. Dear Mac—Immediately after leaving school I went to work for United Motors and am now located in Cleveland where I hold a good position. I have been able to take care of the most complicated electrical jobs. I think I have done fine considering I had no experience before coming to your school. Hubert Todd

LEARN NOW—PAY LATER!

We will give you complete information on how to get your training now and pay for it later out of your earnings.

FREE Write today for Big Free Book. Get the facts about jobs; and low Tuition Offers. Mailing the coupon does NOT obligate you. It obligates ME to tell YOU how you can train for Big Money in a few short weeks. Address Dept. 11-51.

McSWEENEY SCHOOLS

DETROIT, MICH. and KANSAS CITY, MO.

Write Our School Nearest You



DETROIT

In Big New McSweeney Buildings



KANSAS CITY

The finest of their kind. Every modern facility for thorough instruction.

McSWEENEY TRADE SCHOOL

Dept. 11-51, Detroit, Mich., or Kansas City, Mo.

Without cost or obligation send me your big FREE Book.


I am interested in the course on _____

Name _____

Street _____

Town _____ State _____ Age _____

**This
MACHINISTS'
Home-Study
Course**



helps men get ahead

Newly assembled—specially priced—these five recent books give you the practical facts on modern machines, up-to-date methods you need to advance in machine shop work. Take advantage of the other man's experience as found in books, to solve your problems, increase your efficiency, with

**The New AMERICAN
MACHINISTS' LIBRARY**

5 volumes—2014 pages—1853 illustrations

(A combined home-study course and reference library)

This library of machine shop practice was written for practical men. It gives you the best methods for every kind of machine shop work. It deals fully with lathes, drills, and other machine tools and their operation, automatic screw machines, speeds and feeds, gear design and production, punch and die work, metal surfacing, etc., etc. Plainly written—completely illustrated—the best kind of help to the machine-shop man who wants to advance himself.

No money down—special price—easy payments

FREE EXAMINATION COUPON

McGraw-Hill Book Co., Inc., 330 W. 42nd St., NEW YORK, N. Y.

Send me for 10 days' free examination the new American Machinists' Library. If satisfactory I will send \$1.50 in 10 days and \$3 monthly until the special price of \$16.50 is paid. If not wanted, I will return the books postpaid. (To insure prompt shipment write plainly and fill in all lines.)

Name _____
 Address _____
 City and State _____
 Position _____
 Company _____ MMx-3-38



I. M. P. OUTBOARD MOTOR


A real scale, electrically operated, outboard motor for model speed boats, or as auxiliary power for sail boats from 15" to 24" length. R. P. M. 1950—(with 6 volt). Height, 5 inches. Weight 59 oz. Prop. diam. 1 1/2 in. Ratio 2:1—operated by flashlight batteries in series or single—1 1/2 to 6 volts.

\$3.50
P.P.

Complete catalogue of speed boat, gas, electric and steam engines. Airplanes mailed on receipt of 10c.

INTERNATIONAL MODEL PRODUCTS, 251 W. 55th Street, N. Y. C.

**"ADVENTURES WITH
THE MICROSCOPE"** *New Edition*
of 455-page book \$5
Now Available



COMPLETE and interestingly-written story of microscopy and course of instructions for the amateur. Written by Prof. Julian D. Corington. Hundreds sold at \$7.50. Now \$5.00. Book included with Bausch & Lomb Model R Microscope at \$21. Write for complete information on amateur microscopes and microscope equipment. Bausch & Lomb Optical Co., 232 Bausch St., Rochester, N. Y.

BAUSCH & LOMB MICROSCOPES

Fingerprint Mystery Cleared

[Continued from page 90]

Britisher, Sir E. R. Henry, when Inspector-General of Police for the lower provinces of India. Though widely adopted, several other and newer systems also have their adherents.

Four types of patterns are recognized; the arch, loop, whorl and composite, the last-named representing combinations of the other three. Note in our illustration of the *arch* type of impression that ridges pass across from one side of the finger to the other, gradually rising in the center until the upper ridges are arched to a considerable degree, but that none of them makes a backward turn. About 5 per cent of all prints are arches. Should one of the ridges make a sharp upward turn and form a central axis for the whole, the print is termed a *tented arch*.

The accompanying illustration of a *loop*, which includes 60 per cent of all prints, shows that here some of the ridges make a backward turn but do not form complete circles. When the downward slope of a loop is toward the outer side of the hand it is designated as an *ulnar loop*, from the bone of that side of the forearm, while if toward the thumb side it is a *radial loop*. *Whorls*, comprising 35 per cent of all impressions, consist of ridges making complete circles or spirals, and may be either single or double-cored.

While it is obvious that a person may have any one of these several patterns on any given digit and since the number of possible combinations is very large, subdivision of certain frequently repeated combinations is necessary and some method of classifying and filing the card records by code designations must be used to make them readily available. This is done by the ingenious Henry or other system whereby numerical values are assigned each type of pattern.

When the fingerprint record is first made the card is numbered for filing and is then stored for future reference. So elastic and clever is the system that a designated card may later be found in all of the hundreds of drawers in a huge filing room in from three to four minutes!

Only two primary divisions of all finger impressions are recognized. Arches and loops are lumped together as loops, while whorls and composites are grouped as whorls; "L" for loop and "W" for whorl. Then ten fingers of a set are bracketed into five pairs; right thumb and index, right middle and ring, right little and left thumb, left index and middle, left ring and little.

Considering the first pair alone, the four possible arrangements become: thumb and index, both loops; thumb a loop and index a whorl; thumb a whorl and index a loop, both whorls. Writing these possibilities in the form of a fraction in which the thumb is numerator and index denominator, we have: $\frac{L}{L}, \frac{L}{W}, \frac{W}{L}, \frac{W}{W}$. The same arrangements obtain for each of the four other sets of digits and since each combination of the

[Continued on page 142]

Thompson BEATS the World on BOATS

**Better Built
Lower Prices**

**Only Boats With
Full Length Spray Rails**

Keep passengers perfectly dry—even at high speeds! Catalog also shows today's five most popular models of sailboats. Two big factories. Prompt shipment.

CATALOG FREE
Write for your copy. State kind of boat in which you are interested.

THOMPSON BROS. BOAT MFG. CO. (877)
230 Ann St.,
PESHIGO, WIS.

Canoes \$64 and up

Rowboats \$42 and up

Outboards \$42 and up

Very fast utility model

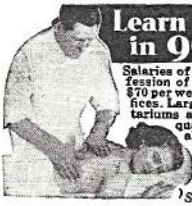
Write to
**130 Elm St.,
CORTLAND, N. Y.**

AUTO-MECHANICS & WELDERS

Auto Mechanics and Welders are in big demand. Complete courses in arc and acetylene welding, metal finishing, body and fender bumping, spray painting. Special low rates. Write today.

MICHIGAN TRADE SCHOOL
3763 Woodward Ave., Detroit, Mich.

Write for **FREE CIRCULAR**



Learn Profitable Profession in 90 days at Home

Salaries of Men and Women in the fascinating profession of Swedish Massage run as high as \$40 to \$70 per week but many prefer to open their own offices. Large incomes from Doctors, hospitals, sanitariums and private patients come to those who qualify through our training. Reducing alone offers rich rewards for specialists. Write for Anatomy Charts, sample lesson sheets and booklet—They're FREE.

THE College of Swedish Massage
1601 Warren Blvd., Dept. 388, Chicago
(Successor to National College of Massage)



BIG MONEY Assembling NEW BOAT!

Make big money on each 20-lb. Mead KI-YAK you easily assemble at home from complete "cut-to-fit" Kit at amazing LOW COST! Seaworthy, Fast! Snappiest thing afloat. (Complete Sailing Rig, a few dollars extra.) Rush 10c for illustrated folder and 36 Paddle Gift Offer!

MEAD GLIDERS, 15 S. Market,
DePt. M-36 CHICAGO, ILL.

GIVEN!
\$6 Double-blade Paddle given with your KI-YAK—hurry!

FENCING World's Finest Sport Exciting Fun—Harmless



Boys! Become the best swordsmen in your neighborhood. Develops both body and mind. Harmless, because the spring-steel 3 ft. long foils are equipped with rubber buttons. Cup shaped hand guards. Complete set of two foils (swords) and free instruction booklet only \$1.98 postpaid. Order Now.

INDUSTRIAL PROD. CO., DEPT. 1D, 48 W. 40TH ST., NEW YORK, N. Y.

GENUINE WALNUT CABINET

NEW! Sensational! MIDGET POCKET RADIO



Comes complete—ready to use. No batteries, tubes, or electrical connections needed. Beautiful tone, clear reception. **GUARANTEED, WORKS IMMEDIATELY.** Use anywhere in auto, bed, office, hotel, etc. NOT A TOY. A practical set that will bring you music, sports announcements, etc. **GENUINE WALNUT CABINET.**

SEND NO MONEY! Pay postman \$2.99 plus few cents postage. On cash orders we pay postage. American Leader.

1268 W. 74 Pl., Dept. 121, Chicago (Attractive proposition for agents).

Did You Ever Take an Internal Bath?

This may seem a strange question. But if you want to magnify your energy—sharpen your brain to razor edge—put a glorious sparkle in your eye—pull yourself up to a health level where you can glory in vitality—you're going to read this message to the last line.

What Is an Internal Bath?

Some understand an internal bath to be an enema. Others take it to be some new-fangled laxative. Both are wrong. A real, genuine, true internal bath is no more like an enema than a kite is like an airplane. The only similarity is the employment of water in each case.

A bona-fide internal bath is the administration into the intestinal tract of pure, warm water, Tyrrillized by a marvelous cleansing tonic. The appliance that holds the liquid and injects it is the J.B.L. Cascade, the invention of that eminent physician, Dr. Charles A. Tyrrell, who perfected it to save his own life. Now, here's where the genuine internal bath differs radically from the enema. The lower intestine, called by the great Professor Foges of Vienna "the most prolific source of disease," is five feet long and shaped like an inverted U—this U. The enema cleanses but a third of this "horseshoe," or to the first bend. The J.B.L. Cascade treatment cleanses it the entire length—and does it effectually. You have only to reach that booklet "Why We Should Bathe Internally" to fully understand how the Cascade does it—without pain or discomfort.

Why Take an Internal Bath?

Nurse Uses Cascade on Nearly Every Case

I have this to say now and always. I sure could not and would not be without a Cascade for my own use. I also use one in my work on nearly every case I go on. I enjoy using it because I can always depend on good results; it never fails me. I surely have had some wonderful results by the use of the Cascade. I guess I could fill a book with my different cases and the results I have had. I just couldn't nurse any more without it.

Lena Lierman, R.N.
1731 Delaware St.
Anderson, Ind.

Here is why: The intestinal tract is the waste canal of the body. Due to our soft foods, lack of vigorous exercise, and highly artificial civilization, a large percentage of persons suffer from intestinal stasis (delay). The passage of waste is entirely too slow. Result: Germs and poisons breed in this waste and enter the blood through the blood vessels in the intestinal walls. These poisons are extremely insidious, and may be an indirect contributing cause to the headaches you get—the skin blemishes—the fatigue—the mental sluggishness—and susceptibility to colds—and countless other ills. They may also be an important factor in the cause of premature old age, rheumatism, high blood pressure and many serious maladies. Thus it is imperative that your system be free of these poisons, and internal bathing is an effective means. In fifteen minutes it flushes the intestinal tract of impurities—quick hygienic action. And each treatment tends to strengthen the intestinal muscles so the passage of waste is hastened.

Immediate Benefits

Taken just before retiring you will sleep like a child. You will rise with a vigor that is bubbling over. Your whole attitude toward life will change. All clouds will be laden with silver, you will feel rejuvenated—renewed. That is the experience of thousands of men and women who faithfully practice the wonderful inner cleanliness. Just one internal bath a week to regain and hold glorious, vibrant health! To toss off the mantle of age, nervousness, and dull care! To fortify you against epidemics, colds, etc.

Is that fifteen minutes worth while?

Send for This Booklet

It is entirely FREE. We are absolutely convinced that you will agree you never used a three-cent stamp to better advantage. There are letters from many who achieve results that seem miraculous. As an eye-opener on health, this booklet is worth many times the price of that stamp. Use the convenient coupon below or address the Tyrrell's Hygienic Institute, Inc., Dept. M133, 152 W. 65th St., New York, N. Y.—NOV!

TEAR OFF AND MAIL AT ONCE

TYRRELL'S HYGIENIC INSTITUTE, INC.
152 West 65th St., Dept. M133, New York, N. Y.

Send me without cost or obligation, your illustrated booklet on intestinal ills and the proper use of the famous Internal Bath—"Why We Should Bathe Internally."

Name

Street

City State

GLUE FOR THE YEARS!

LEPAGE'S LIQUID GLUE

For mending, making and all craftsmanship take your choice of this trio — Bottle, Tube & Can.

Thrilling NEW

EVINRUDE "Ranger"

ONLY \$47.50

A brand new Evinrude . . . amazingly light, handy and powerful. Literally packed with big-value features including famed Hooded Power — Evinrude Copilot — Underwater Silencing. Starts instantly! — spins into action with a flick of the starting cord. Runs three hours on a single fill—and costs less than 3¢ an hour to operate. Send for catalog!

ELTO PAL only \$37.50
Elto PAL (built by Evinrude) weighs only 14 pounds, and drives boats at twice the speed of oars. Elto ACE, \$47.50—the husky Handi-twin, only \$67.50. Each a stand-out value in its class

FREE CATALOGS! Write for 1938 Evinrude and Elto catalogs, Boat Directory and Boat-and-Motor Selector. All free. Address: EVINRUDE MOTORS 6888 N. 27th St., Milwaukee. PRICES F. O. B. FACTORY

WEIGHS ONLY 16 LBS. CRUISES 3 HRS. ON A SINGLE FILL!

EVINRUDE OUTBOARD MOTORS

Fingerprint Mystery Cleared

[Continued from page 140]

second pair can be united with each of the first pair, the total possibilities for the first two pairs together are 4×4 or 16. Adding the four pairings of the third bracket gives 4×16 or 64 different combinations, while the fourth group makes the total 256 and the fifth pair 1,024, the number of primary divisions of the system of classification.

Assignment of arbitrary values to occurrences in this scheme enables the operator to express any given set of fingerprints as a single numerical fraction. Loops are counted as zero, whorls found in the first pair are put down at 16 each, in the second pair 8, third pair 4, fourth pair 2 and fifth 1.

Supposing the formula in a particular example to be $\frac{W}{L} \frac{W}{L} \frac{L}{L} \frac{L}{L} \frac{W}{L}$. Transpose these symbols to numerals: $\frac{16}{0} \frac{8}{0} \frac{4}{0} \frac{2}{0} \frac{1}{0}$, which added give: $\frac{25}{0}$. In order to avoid zeros as totals where loops alone are present, 1 is added to each part of the fraction, making our example $\frac{26}{1}$ and finally the whole fraction is inverted, giving in this case $\frac{1}{26}$ as the primary classification number, written as the first numeral on the card record, upper right corner, under the heading "F. P. C." (finger print classification.)

Certain of the fractions occur repeatedly and require subdivision. Since the class of loops includes arches, tended arches, ulnar loops and radial loops (A, TA, U, R), condition of the two index fingers expressed as a fraction gives a second number, $\frac{U}{A}$, for example, the right index finger being the numerator. The classification of our imaginary case now becomes $\frac{1}{26} \frac{U}{A}$.

Ridge tracing is the next resort. It will be noted that in loops and whorls there is a point toward the side and bottom of the print, at each side, where a single ridge forks and diverges or where two parallel ridges diverge. One branch goes upward, the other down or straight across. This point is the *delta* and the lower limb of the fork from the left delta must either pass inside (I), meet (M) or pass below and outside (O) the lower limb from the right delta. The first three fingers of the right hand as numerator and first three of the left as denominator will provide another fractional expression, such as $\frac{I}{M} \frac{I}{O}$. Thus augmented, our example reads $\frac{1}{26} \frac{U}{A} \frac{I}{M} \frac{I}{O}$.

Last comes *ridge counting*, used with the loop type only. Two termini are established, the outer being the delta on the side away from the slope of the loop; the radial delta on an ulnar loop and vice versa. The inner terminus, also called the *point of core*, is the apex of the central rod of the loop. If two parallel rods are central, connected at their tops, they constitute a staple; if not so connected they are imagined to be so and treated the same. Here the shoulder of the rod farthest from the delta is the point of core.

A ruler is then applied to the print and a fine line drawn connecting delta and point of core.

[Continued on page 149]

John made \$42⁵⁰ in one day in his NEW Business



● Get into this business NOW—a business which is so new that it is practically without competition. This alone should enable you to

make really BIG MONEY. Hotels, homes, clubs, country estates offer tremendous possibilities. Our new DETERGER washes upholstered furniture, tapestries, all sorts of fabrics, electrically right in your customer's home, with a new soapless soap whipped into DILY suds. *No liquid touches the fabric*, therefore the furniture is ready for use soon after cleaning. We have helped hundreds of men get into business for themselves with our automatic equipment. The U. S. Government and many of the world's largest hotels use our machines.

Make Money the FIRST DAY

You are ready to go to work the minute you get the outfit, so you ought to be taking in big profits the first day. We want an honest, ambitious man in every locality. If you are that man we will help you get started for yourself in a business with tremendous possibilities.

No Rent to Pay

You don't have to rent a shop. You don't have to hire a building, for you do the work right in your customer's home. You save the expense of carting furniture back and forth to a central plant; the owner's home is your workshop.

J. S. Corson says

"I cleaned seven living room sets and fourteen chairs, as well as twenty-five automobile interiors the very first month and made \$279.50." Berger Hanson wrote "My investment in your DETERGER was the wisest I have ever made. It is my most valued asset." Barrett says: "Made \$28.00 in eight hours, on another job made \$11.00 in two and one-half hours." Alex Culkin's business expanded so fast that he already has six DETERGERS making money for him.



Pay as you Earn

Only a limited amount of money is needed for a down payment. The balance you send on easy terms. Most men find it possible to make far more than the cost of the machine before the payments come due. Every machine is fully GUARANTEED and satisfied customers send their friends to you.

No liquid touches the fabric when cleaning with the DETERGER.

Book sent FREE

Write today for copy of our booklet "Get Into Business For Yourself." Let us tell you how easy it is to get started in a year around business where you are your own Boss and can stop worrying about just a job. Write today—NOW.

VON SCHRADER MFG. CO.
543 Pl., Racine, Wis.

Send me (without obligation) your free booklet telling me how I can own my own business and become financially independent and how I can pay for the DETERGER on easy terms.

Name.....
Address.....
City..... State.....

Make Money In Your Workshop — Free Blueprint Booklet

More than 125 plans are listed in the new MM Blueprint Booklet for building your own radio, boats, model railway, electric refrigerator, model planes and scores of other projects. Send stamped-addressed envelope for free copy.

Modern Mechanix Publishing Co.

Fawcett Bldg., Greenwich, Conn.

Greatest VALUE EVER OFFERED

BRAND NEW featherweight PORTABLE

1938 Model

only \$39⁵⁰ CASH



or on Easy Terms
Send No Money—10 Days Trial

Not A Junior Model

Internationally the biggest value ever offered—the perfect family portable—100% efficient. Latest streamlining with 14 distinctive features, many found only on higher priced models selling at \$64.50. NOT A JUNIOR MODEL. Unconditionally Guaranteed. Simple and compact—sturdy construction—silently smooth and swift. See It At Your Dealer or Use Coupon Below.

INTERNATIONAL TYPEWRITER EXCH. Dept. 305
Franklin and Monroe Sts., Chicago

Please send the DeLuxe FEATHERWEIGHT Portable T. O. B. Chicago, on 10 days Trial. If I decide to keep it I will pay \$39.50 cash or \$3.00 a month until \$42.50 term price is paid. Or, if I am not perfectly satisfied I can return it within the 10-day trial period. For quick shipment give reference and occupation.

Name..... Age.....
Address.....
Town..... State.....

NEW! DIFFERENT Wrist Action CORD SET MONEY MAKER.



Women ARE GOING WILD ABOUT THIS WRIST ACTION CORD:

NEW

Here is no ordinary new product. This new Wrist-Action Plug is one of the most remarkable new devices ever offered in the Direct Selling Field! You never saw anything like it. Housewives are fascinated—held spellbound by the instant demonstration you can give with this new electric iron cord that swings freely in any direction. Ends kinking and twisting—prevents broken wires, burned fuses. Swivel action plug spins round and round—swings from side to side—keeps cord out of the way—no wonder housewives say, "Just what I want," as soon as they lay eyes on it!

FREE

Sales are instant—sure! Nothing like it ever before. Here is the self selling big money maker you can clean up with. Get the story at once. Learn how you can GET YOUR DEMONSTRATOR FREE. All territories virgin—wide open. Write immediately for sensational money making plan.

WRITE NOW!

No-Tro Electric Appliance Corporation
820 W. Erie St. Dept. M-3 Chicago, Ill.

When Answering Advertisements Please Mention March Modern Mechanix

Classified Advertisements

Rate for classified ads, 18c per word (include name, address and all numbers), per insertion. Minimum 10 words. Cash must accompany order and be received in this office February 1st for the April issue (on sale March 4th). Address Classified Mgr., Modern Mechanix Hobbies & Inventions, 1501 Broadway, New York City.

A. C. GENERATORS

PRACTICAL changes for automobile generators. A. C. and D. C. generators, motors and welders. Complete wind and water power plants. See our advertisement at bottom of page 125. Autopower.

FACTORY Rewound 110 volt A. C. generators for lights, power. 1500 watts \$17.50. 300 watts \$7.50. Guaranteed. Monroe Mfg. Co., Box 3343-B, St. Paul, Minn.

A. C. GENERATORS, hand-driven, generate 110-volts, original price \$5.50. Special, 98c. Electrical Salvage Co., Box 524-72, Lincoln, Nebr.

ADVERTISING AGENCIES

ADVERTISE: Get mail-order business, agents. Free assistance. Free Ad-Guide of newspaper, magazine, circulations, rates, mailing-lists. Chicago Advertising Agency, 22 West Jackson, Chicago.

ADVERTISE: 24 words in 250 newspapers \$10. Lists Free. Advertising Service Bureau, 4515-B Cottage Grove, Chicago.

33 WORDS, 25 Magazines, Three Months, \$2.00. Goodall Agency, 742 Market, San Francisco.

FREE NEW advertisers rate guide. Brown Advertising Agency, 140 South Dearborn. Chicago.

AGENTS WANTED

AGENTS: Smash go prices! Santos Coffee 12c lb. 4-oz. Vanilla 8½c. Razor Blades 10 for 8½c. 100 Sticks Chewing Gum 12c. 150 other bargains. Premiums. Experience Unnecessary. Carnation Co., MN, St. Louis, Mo.

IF YOU agree to demonstrate I'll send you Free a big stock of actual samples food products, home necessities, etc., and show you how to earn up to \$3.00 in an hour. Blair, Dept. 63-S, Lynchburg, Virginia.

PROFIT with new products. Make, sell, repeat. Analysis. Research. Guaranteed formulas. Biggest catalog free. Special prices, leads. Gibson Laboratory, Chemists, CE-1142 Sunny-side, Chicago.

STRANGE Chemical Sponge cleans wallpaper like magic. Banishes house-cleaning drudgery. Sensational demonstration. Samples sent on trial. Rush name. Kristee 130, Akron, Ohio.

LARGE Profits in your own business. Sell new and used clothing, bankrupt stock. Experience unnecessary. Everything furnished. Details free. Publix, 558-HD Roosevelt, Chicago.

MARVELOUS book. Ideal home entertainer. Beautifully bound. Retail 50c. Rapid seller. Earn \$10 quickly. One book 15c, eight, \$1 prepaid. Rundell, Coshocton, O.

NO PEDDLING—free booklet describes 107 money-making opportunities for starting own business, home, office. No outfits. Elite Co., 214-G Grand St., New York.

1000 BARGAINS, Drygoods, Notions, Drug Sundries, Specialties, Novelties. Agents undersell stores. Free catalog. Jobbers, Dept. 2798A, 930 W. Roosevelt, Chicago.

BIG Money Applying Initials on Automobiles; \$1.45 profit on each sale. Write for particulars and free samples. American Monogram Co., Dept. 11, Dunellen, New Jersey.

MEN Wanted for Coffee Routes. Earnings up to \$45 in a week. Automobile given producers as bonus. Write Albert Mills, 8326 Monmouth, Cincinnati, Ohio.

500% PROFIT Selling Gold Leaf Letters for Store Windows. Free Samples. Metallic Co., 445 North Clark, Chicago.

ATLAS Window Sign Letters. Large Sizes, Penny Each. Beautiful Free Samples. Atlas, 7941-G Halsted, Chicago.

MEXICAN Curios, tremendous money-makers! Samples 10c. Marquez-M, Apartado 1176, Mexico City.

FREE SAMPLE—Fast Selling necessity. Kleen-Brite, Southside, Oil City, Pennsylvania.

NEW fast 25c seller. Large profits. R. Wood, Bedford, Penna.

AIR CONDITIONING

BUILD Air Conditioners, Tubular Furniture, Venetian Blinds, Electroplators. Details. Huebl Coaches, Le-Sueur, Minnesota.

AMERICAN POLICE JIU JITSU

13 KNOCKOUT Blows without use of fists, by internationally famous Jiu Jitsu instructor. Send 15 cents. S. J. Jorgensen, 292 Maritime Building, Seattle, Washington.

ART OF WOODCARVING

"MODERN Wood Sculpture," complete instruction book on carving Statues \$1.00. Lee Wood Art Studio, Dept. 3, Centerville, Iowa.

AUTOMOBILES

ECONOMY! Performance! Mileage! Semi-diesel conversions for gasoline motors, \$5.00 up. Manufacturer's written guarantee. Learn basic facts from free literature. Houston & Logan Conversions, 1719 Addison, Berkeley, California.

AUTO SUPPLIES & EQUIPMENT

CONVERT your car to burn Diesel oil. Save up to 70% fuel costs. Cheap installation. Wonderful performance. Proven factory method. Different and better. Costs nothing to investigate. Write for free circular No. 5A. Harrington Company, 201-204 Manchester Building, Portland, Oregon.

AVIATION

GET INTO AVIATION. Air transport pilots get up to \$7,000 per year; mechanics, \$2,500. Learn at this Government approved school. Write for complete information. State age. Lincoln Flying School, 4002 Aircraft Bldg., Lincoln, Nebr.

FREE AEROPLANES with motor purchase at \$149.95. Easy terms—\$12.50 down. Acroplane—sled propellers \$2.98 up. Sensational values. Illustrated information 25c. Universal Aircraft, Fort Worth, Texas.

AVIATION Apprentices. Good Pay—Big Future. Write, immediately, enclosing stamp. Mechanix Universal Aviation Service, Strathmoor Station, Dept. A2, Detroit, Michigan.

INEXPERIENCED workers, apply for aviation jobs now. Full salary while learning. Details for stamp. Airpoyment, Box 553, West Los Angeles, California.

AERO-SLEDS for ice or snow transportation. Supplies. Details Dime. Adastik Bros., Grand Rapids, Mich.

FLY Original Very Best Flying Experimental Sets 35c. Alexanders, 1965 Muskego Ave., Milwaukee, Wis.

BABY CHICKS

MAKE MONEY with poultry. Read America's biggest poultry magazine. \$1,000 Cash Prizes to chick raisers. Learn how leading poultry raisers succeed. Only poultry magazine operating its own experimental farm. Three years \$1.00; 9 months' trial, 25c. Poultry Tribune, Dept. C-92, Mount Morris, Ill.

SEX-LINKED Chicks, famous Australwhites, 5 other Hybrids and 52 purebreds. Beautiful catalog Free. Mrs. Berry's Farm, Rt. "F," Clarinda, Iowa.

BLUEPRINTS

METAL TUBE Midget Radio, the last word in compact radio receivers. You can construct this set even though your knowledge of radio is limited by following the large pictorial blueprints available, from Modern Mechanix Publ. Co., Greenwich, Conn., at 50c postpaid.

BOATS

LATEST Boat Sensation: New 20 lb. Mead Sportsmans Ki-Yak assembled at home easily, quickly from complete factory-cut kit. \$6.00 paddle now given with yours—if you hurry! Rush dime for catalog with pictures, description i. e. Mead Gliders, Dept. MC-38, Chicago, Ill.

BOAT Bottom Paint. Finest quality. Red \$2.25, Bronze \$4.50 per gallon COD. Small, 301-B East 207th St., New York, N. Y.

BOOKS & PERIODICALS

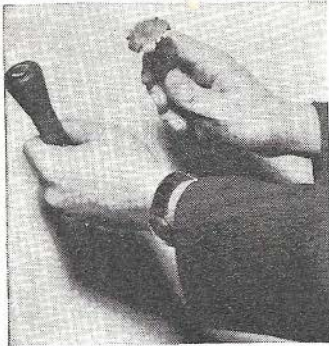
SPORTSMEN'S MANUAL—The outdoors man's guide containing scores of practical articles by America's leading outdoor writers, covering every phase of fishing, hunting, camping, and trapping. This book, edited by Robert Page Lincoln, will make that next vacation a dozen times more enjoyable. Price 50c at your newsstand, or order directly from Modern Mechanix Publishing Co., Fawcett Bldg., Greenwich, Conn.

NEWEST radio, electrical experiment books, 20c up. Amazing values. Catalog free. Electronic Publishing Co., Box 323-AC, Lincoln, Nebr.

BUSINESS OPPORTUNITIES

PLASTEX Industry needs manufacturers on small scale and for big production of Art Goods and Novelties in Plastex and marble imitation. Cheaply and easily made in our guaranteed rubber moulds. We cooperate in selling goods. You are just in time for big 1938 wholesale season now starting. Interesting booklet mailed free. Plastex Industries, Dept. R, 1085 Washington Ave., New York.

Rubber Cap Guards Against Tool Chips



The danger of flying chips from mushroomed heads of impact tools is eliminated through use of a newly developed molded cap of tough, resilient rubber. The cap fits over the head of the tool, exposing the striking surface, but covering the rim, as shown in above photo.

FASCINATING business. Repair, Adjust typewriters, adding machines. Learn easily at home from factory expert. Earn up to \$15.00 daily. Complete instructions covering all makes \$3.00 postpaid or sent C.O.D. Adding Machine Equipment Service, 3601 Michigan, Dept. 2043, Chicago.

MAKE YOUR OWN Molds With rubberite liquid 85% rubber. Nothing like it, so cheap, and good. Takes finest impressions. Must see samples. Our marbleizing cement sets solid in 30 minutes hard and glossy. Free Samples. Novelty Supply Co., Grayling, Michigan.

WE START you in business, furnishing Outfits and Instructions, operating "Specialty Candy Factory" home. Men and women, earn \$25.00 up to \$60.00 weekly, all or spare time. (Our 29th year.) Booklet Free. W. Hillyer Ragsdale, Inc., Drawer 110, East Orange, N. J.

OPPORTUNITY For man to get into something for himself—be own boss. No canvassing. Start with as little as \$75.00—a tried and proven money-maker. No previous experience required. Write H. C. Wing, Box R, Central Station, Toledo, Ohio.

MAN in Each Town to Plate Auto Parts, Reflectors, Bicycles, Fixtures, Mirrors, by late method. Simple plan of manufacturing at home starts you in Good Paying Business. Free particulars and proofs. Gunmetal Co., Ave. A, Decatur, Illinois.

MAKE artificial marble, glazed tiles, uncanny. Tabletops, plaques, floors, bones, novelties. Hard, fireproof, inexpensive, cement secrets. Brilliant tile and liquid rubber samples 3c. John H. Payn, 945 Grande Vista Avenue, Los Angeles, Calif.

LIKE To Write? Earn extra cash! Clipping and preparing newspaper articles for publishers. Simple, fascinating, profitable. Stamp brings details. Division 76, National Press, 3923 West Sixth, Los Angeles, California.

PROFIT with new products. Make, sell, repeat. Analysis. Research. Guaranteed formulas. Biggest catalog free. Special prices, leads. Gibson Laboratory, Chemists, CE-1142 Sunny-side, Chicago.

MRS. M. earned \$267, three weeks, raising mushrooms in cellar! Exceptional, but your cellar, shed perhaps suitable. We buy crops. Book free. United, 3848 Lincoln Ave., Dept. 87, Chicago.

IF YOU are looking for a chance to devote your spare or full time to profitable work see our offer on page 135. Metal Cast Products Co., 1696 Boston Road, New York City.

HOME Manufacture. Staple item sold by hardware sporting goods stores. Instructions, plans, samples \$10.00 Howard Hall, Gun Exchange, Northville, Mich.

AFTERNOONS free for outdoors, movies. \$340 month, home. Unique plan. No canvassing. Prepare for surprise. Folio-S, Station D, Los Angeles.

MARBLEIZING Formulas, Best Rubber molds and materials cut rate price. Dime brings convincing samples. Cowell Institute, Grayling, Mich.

SUCCEED With Your Products. Make-Sell Them. Formulas. Processes. Accurate analyses. Catalog free. A. Thaxly Co., Washington, D. C.

FREE LITERATURE describes hundreds plans for making money locally or by mail. Gilbert Supply, 1107-11 Broadway, New York.

OPERATE A Collection-Credit Agency. Quickly learned. Big income assured. Write, Cole Associates, Syracuse, N. Y.

AGENTS—To mail our literature. Good profits. Home business. M. Maswood, 149 Fifth Ave., New York.

SELL by Mail! Books, Novelties! Bargains! Big profits! Particulars Free! H. Elfco, 438 North Wells, Chicago.

EARN cash income, copying and duplicating simple cartoons for advertisers. 3-N Service, Argyle, Wisconsin.

WHERE to buy at lowest wholesale prices. Information free. Yorena, Box A-312, Bayonne, N. J.

HOW and where to obtain capital fully explained, free particulars. Star Service, Wapakoneta, Ohio.

BIG PROFIT from old magazines. Information 25c. ALNEWS, Fort Worth, Texas.

OPPORTUNITIES. Literature Free. Silvester & Co., MM, Old Bridge, N. J.

HOME Industries, 44 pages, year 10c. Melotz, Publisher, Benson, Nebr.


CAMERAS AND PHOTO SUPPLIES

CAMERAS and supplies. Free illustrated catalog listing everything photographic—still and movie cameras, films, lenses—at tremendous savings. Hundreds of bargains, new and used. All guaranteed. We take your old camera or equipment in trade. Write now for your free copy of our newest money-saving bargain book—just out! Limited edition. Hurry! Central Camera Co., (Photographic Headquarters Since 1899), 230 South Wabash, Dept. 3-J, Chicago.

MAKE money in photography. Learn quickly at home. Spare or full time. Easy plan. Previous experience unnecessary. Common school education sufficient. Interesting booklet and requirements free. American School of Photography, 3601 Michigan Ave., Dept. 2049, Chicago.

INCOME From your camera instead of expense. Low cost home course teaches you to make photographs for magazines, newspapers, advertisers. Tremendous demand. Earn good money wherever you live. Free book. Universal Photographers, Dept. A, 10 West 33rd St., New York.

Giant Slide Rules Used In Schools



Made of selected and carefully dried wood, giant slide rules are being used for classroom demonstrations in colleges and high schools.

EXCHANGE Candid! For particulars, write "National Candid Exchange Club," Box 55, Forest Park Station, Springfield, Mass.

CARNIVAL GAMES

AND Merry-Go-Rounds earn Big Money—Outfits supplied. Catalog 10c. "MooreMade," Lapeer, Mich.

CHALK TALKS

COMIC Trick Cartoon Program \$1.00. Samples 25c. Bjorklund's, 2612 Fremont, So. Minneapolis, Minn.

LAUGH Producing Program, \$1.00. Catalog 10c. Balda Art Service, Dept. 65, Oshkosk, Wis.

CHARTERS

DELAWARE Charters: Complete incorporating and organizing service \$35. Submitted forms. Chas. G. Guyer, Inc., Wilmington, Delaware.

CHEMISTRY

CHEMICALS, Glassware, Apparatus, Instruments. Leading laboratory supply house offers scientific supplies of professional quality at lowest prices. Send 3c postage for Free illustrated catalogue and latest chemical price-list. New York Scientific Supply Co., Dept. 8, 111 E. 22nd St., New York City.

FREE PLANS for inexpensive natural gas generator. New Style Bunsen Burner for natural gas, develops up to 2000° F., stays lit! \$1.00 postpaid. Angelus Mfg. Co., Box 885, San Angelo, Texas.

CORRESPONDENCE COURSES

500,000 USED Technical and business books. Sold, rented, exchanged. All subjects. Satisfaction guaranteed. Cash paid for used books. Complete details and illustrated bargain catalog free. Send name. Nelson Co., 3227 Manhattan Bldg., Chicago.

DETECTIVES

DETECTIVES. Make Secret Investigations. Experience unnecessary. Detective Particulars Free. Write, George Wagner, 2640-V Broadway, N. Y.

Foot Massager Has Wooden Rollers



Simple in construction, a new foot massage device is said to strengthen the muscles and sinews if used for a few minutes daily. The massager consists of two wooden rollers, which are eccentrically mounted on a small frame. To use the massager, the feet are simply placed on the rollers and then rolled backwards and forwards from toe to heel.

DRAFTSMEN

DRAFTSMEN. Students, showcard writers save time with patented Universal Drawing Instrument. Does wonders. Descriptive circulars free. Box 451, Leominster, Mass.

EDUCATIONAL & INSTRUCTION

"WHAT Every Man Should Know About Diesel," new, sensational 42-page guide to quick, sure money in Diesel. 25c postpaid. Guaranteed worth many times the 25c to you or your money back. Dept. M, Harrington Company, 201 Manchester Building, Portland, Oregon.

MEN Wanted—Learn Tool & Die Making. Automatic Screw Mach. Machinist Trade. Big Demand. Actual Experience. Expert Supervision. Write for Free Book "M". Allied Screw Machine Co., Inc., School Div., 603-9 Lake St., Chicago.

WANTED Immediately, Men-Women, age 18-50, qualify for Government Positions. Commence \$105-\$175 month. Common education sufficient. Valuable information free. Write, Instruction Service, 234, St. Louis, Mo.

1938 GOVERNMENT Jobs. \$105-\$175 month. Prepare immediately for next examinations. Particulars free. Franklin Institute, Dept. N39, Rochester, N. Y.

ELECTRICAL SUPPLIES

BURGLAR Alarms from closed Bank, Safety, Adt, Gamewell, DeFrance systems . . . relays, tin foil, traps, gongs, supplies. Midnight Alarm System, Fenton, Michigan.

ELECTRIC PENCIL

ELECTROGRAPH: Electric Pencil Writes—Engraves all Metals. \$1.00 postpaid. Details Free. Beyer Mfg. Co., 4515-Y Cottage Grove, Chicago.

EMPLOYMENT SERVICE

EMPLOYMENT Guidance. Booklet. Successful Job Hunting. 25c coin. Employment Counsellors, Box 1283B, Milwaukee, Wisconsin.

ENGINES, MOTORS, ETC.

WINDING Data, 225 motors, single and three phase. Price \$1.00. Motor Data Service, Box 7631, Kansas City, Mo.

FARMS

40 ACRES, Near White River, unimproved; poultry land. \$175, \$5 down, \$5 monthly. Free list and literature. Hubbard, 224 Grossman Bldg., Kansas City, Kansas.

FOR INVENTORS

PATENTS—Before too heavy an outlay of time or money is made on an invention, a search of the Patent Office records should be made to determine as nearly as possible whether or not the same idea has been patented before. The cost of this search is small, while the value of the facts it uncovers is often considerable. We offer inventors and manufacturers a thorough, prompt, confidential search service—plus experienced counsel and assistance in every phase of Patent and Trade-Mark practice. Write for our new free book containing valuable information relating to patent procedure. Clarence A. O'Brien and Hyman Berman, Registered Patent Attorneys, 28-T Adams Bldg., Washington, D. C.

PATENT Your Idea. Write immediately for two free books, "Patent Protection" and "When and How to Sell an Invention." Fully explain many interesting points to inventors and illustrate important mechanical principles. With books we also send "Evidence of Invention" form, Prompt service, reasonable fees, thirty-nine years' experience. Avoid risk of delay. Address: Victor J. Evans & Co., Registered Patent Attorneys, 42-C Victor Building, Washington, D. C.

INVENTORS: Send for my free 72-page book. Conscientious, prompt personal service on all patent matters. Registered Patent Attorney. L. F. Randolph, Dept. 341, Washington, D. C.

WE SUCCESSFULLY sell inventions, patented and unpatented. Write for proof, and tell us what you have for sale. Chartered Institute of American Inventors, Dept. 5-B, Washington, D. C.

"UNPATENTED." Improvement on tire valve insides. For information: Write Paul Bumbal, 735 East 163rd Street, Bronx, New York.

PATENT PARTICULARS, Free, promptly. Sterling Buck, 3rd, 629 F, Washington, D. C.

FORMULAS, PLANS, ETC.

ANALYSIS. Research. Newest guaranteed formulas. Biggest catalog free. Special prices, leads. Gibson Laboratory, Chemists, CE-1142 Sunnyside, Chicago.

RE-BLUE Guns for Self! For Profit! Important Formula and Business Instructions \$1.00 cash, 6c stamps. Jerz Lab., Box 677, New Haven, Conn.

SUCCEED With Your Products. Make-Sell Them. Formulas. Processes. Accurate analyses. Catalog free. A. Thaxly Co., Washington, D. C.

FORMULAS—Latest Money Makers. Literature free. D-Belfort, 4042 N. Keeler, Chicago.

FORMULAS—All kinds. Guaranteed. Catalog Free. Kemico, 67, Parkridge, Illinois.

Thermos Container In- sures Constant Milk Temperature



Placed over a bottle of milk at the time of its delivery to a customer's home, a thermos-type container produced by a California manufacturer is said to keep the milk at its delivery time temperature indefinitely. A simple release lever on the top of the container locks or unlocks the bottle.

HYPNOTISM

HYPNOTISM. Complete 20 Method Course 25c. Lonk Institute Hypnotism, MM-2984 North Ridgeway, Chicago.

INVENTIONS

PENDING Patents can be made more salable than issued patents. Pay only Government filing fee. Explanatory booklet free. American Patents Corporation, Dept. 5-E, Washington, D. C.

INVENTIONS—Patented, Unpatented. Bought outright, royalty. Write Arclano-Power Company, 1 North La Salle St., Chicago, Illinois.

INVENTIONS WANTED

INVENTIONS WANTED for Promotion and Commercialization. Write **PACIFIC INVENTORS AGENCY,** P. O. Box 1792, San Francisco, California.

SMALL inventions wanted by manufacturers. I'll help you sell your invention. Write for free circular. S. Hull, 7829-L Euclid Avenue, Cleveland, Ohio.

I WILL manufacture, market and distribute patented invention of merit. Harold Cohn, 151-5th Ave., New York.

INVENTIONS Commercialized. Patented or unpatented. Write Adam Fisher Co., 582 Enright, St. Louis, Mo.

MAGIC TRICKS & NOVELTIES

BE A MAGICIAN. Large professional magic catalog of latest tricks—25c. Cash paid for complete Tarbell Magic Courses. Write Ireland Magic Factory, 109 N. Dearborn, Chicago.

FREE! Magic Catalog 500 Tricks. Amaze, Mystify friends. Write today! Lyle Douglas, Station A-3, Dallas, Texas.

New Electric Shaver Held Like Straight Razor



Held in the same position as a straight-edge razor, a new electric shaver has a cutter which oscillates in a rotary manner, operating more like a mower than a clipper.

WE SUPPLY every noted magician. Large Professional catalog 25c. Holden, 222 West 42nd St., New York.

MALE HELP WANTED

STEADY Work—Good Pay—Reliable man wanted to call on farmers. No experience or capital required. Pleasant work. Home every night. Make up to \$12 a day. Wonderful new proposition. Particulars Free. Write McNess Co., Dept. 136. Freeport, Illinois.

MIDGET AUTOMOBILES

BUILD a Midget Miller Racer. Complete plans for constructing this authentic midget automobile appear in the new 1938 edition of How-To-Build-It along with many other interesting home and workshop plans. Send 50c for this 148-page book to Modern Mechanix Publ. Co., Greenwich, Conn.

MIDGETS! Motors! Parts! Used, new; sport, racing. Over 20 midgets, 60 motors, \$5 up. Latest lists, 20c. Shipp's Midgets. Box 543-B, Zanesville, Ohio.

MISCELLANEOUS

FOUNDRY, experimental, Brass, Aluminum. Plans 25c coin. Jorgenson, 3354 Russell North, Minneapolis.

BURIED TREASURE, Minerals, free booklet, photographs. Fisher, Palmer Bldg., Hollywood.

WANTED: Screw cutting Lathe, cheap. Malpass. 203 East 33 St., New York.

MODEL ENGINES

LOCOMOTIVES Electric. Steam. Gas engines. Castings Supplies. 25c. Latest Catalogue, usual refund. Emco, J-2417 North Ashland, Chicago.

MODELS & MODEL SUPPLIES

YOUR Ideas developed into practical working model. 30 years successful experience; thousands satisfied customers. Confidential service guaranteed. Bank references. Send 3c postage for 32 page book "Making Inventions Pay." Crescent Tool Company, Dept. T. Cincinnati, Ohio.

ENGINE Catalog 20c. Particulars free. Evansmeco, 28 N. Clinton, Chicago.

MODEL RAILROADING

BUILD a Model Railroad in 00 gauge (34 inch between rails). A complete catalogue of parts, construction kits, and completed units, One Dime. Nason Railways, P. O. Box 9, Mt. Vernon, N. Y., Dept. 3N.

MODEL Railroad Supplies "O" Gauge (1/4" scale—1 1/4" between rails) Freight Car Body Kits \$1.00, Illustrated Catalog 10c. Westbrook Co., Hasbrouck Heights, New Jersey.

MOTORCYCLES

RECONDITIONED Motorcycles. New—used parts for all makes. Authorized Harley-Davidson Dealer. Whitman Motorcycle & Supply Co., 405-9 Southwest Blvd., Kansas City, Mo.

SEND 15c for illustrated used Motorcycle catalog. Bargains. Largest stock genuine Indian parts and motorcycles. Indian Motorcycle Sales, Kansas City, Mo.

MULTIGRAPHING

300 LETTERS reproduced exactly as if typewritten, \$1.60 (20 lines). Multigraphers. Box 2754. Ashland, Virginia.

MUSICAL INSTRUCTION

LEARN Swing Piano! Postal bring free booklet. Christensen, 768 Kimball Hall, Chicago.

OFFICE EQUIPMENT

TYPEWRITERS, multigraphs, addressing machines, adders, dictaphones, duplicators, sealers, folders. Save half, write Pruitt, 553 Pruitt Bldg., Chicago.

OLD GOLD WANTED

HIGHEST Prices for Old Gold, Teeth, Watches, Jewelry. 100% full cash value mailed day shipment received. Satisfaction guaranteed or articles cheerfully returned. Information free, or ship today. Chicago Gold Smelting Company, 300-C Champlain Bldg., Chicago.

OLD MONEY WANTED


OLD Money Wanted. Will pay \$100.00 for 1894 Dime, S. Mint; \$50.00 for 1913 Liberty Head Nickel (not Buffalo). Big premiums paid for all rare coins. Send 4c for Large Coin Folder. May mean much profit to you. B. Max Mehl, 207 Mehl Bldg., Fort Worth, Texas.

PATENT ATTORNEYS

PATENTS—Before too heavy an outlay of time or money is made on an invention, a search of the Patent Office records should be made to determine as nearly as possible whether or not the same idea has been patented before. The cost of this search is small, while the value of the facts it uncovers is often considerable. We offer inventors and manufacturers a thorough, prompt, confidential search service—plus experienced counsel and assistance in every phase of Patent and Trade-Mark practice. Write for our new free book containing valuable information relating to patent procedure. Clarence A. O'Brien and Hyman Berman, Registered Patent Attorneys, 28-T Adams Bldg., Washington, D. C.

DON'T tell anybody the secret of your invention. Take steps to protect it before it's too late! Get our Free "Certification of Invention" and two Free books. They answer hundreds of Patent questions and explain our Deferred Payment Plan. Strictly confidential service. U. S. Registered Patent Attorneys. Over 62 years' experience serving inventors all over the world. Write for free books Today! C. A. Snow & Co., New Patents Division, Snow Building, Washington, D. C.

Soldering Iron Stand Controls Heating



Plugged into a convenient current outlet, a newly developed safety soldering stand (above) provides protection against fire, against burning the iron, and against excessive current cost. Heat control is entirely automatic, a cold iron being placed in the right hand trough for quick heating and transferred to the left hand trough to maintain the temperature at soldering heat. When the iron is not placed in the stand it receives full line voltage.

PATENT Your Idea. Write immediately for two free books, "Patent Protection" and "When and How to Sell an Invention." Fully explain many interesting points to inventors and illustrate important mechanical principles. With books we also send "Evidence of Invention" form. Prompt service, reasonable fees, thirty-nine years' experience. Avoid risk of delay. Address: Victor J. Evans & Co., Registered Patent Attorneys, 41-C Victor Building, Washington, D. C.

"INVENTOR'S Guidebook" containing 96 mechanical movements and advice about patenting, selling inventions, also "Record of Invention", Free. Frank A. Iedermann, Patent Attorney-Engineer, 154 Nassau Street, New York.

HAVE YOU a sound, practical invention for sale, patented or unpatented? If so, write Chartered Institute of American Inventors, Dept. 5-A, Washington, D. C.

PATENTS. Booklet free. Highest references. Best results. Reasonable fees. Watson E. Coleman, Victor Building, Washington, D. C.

PATENTS

INVENTORS—Time counts—Don't risk delay in patenting your invention. Write for new 48-Page Free booklet, "Patent Guide for the Inventor." No charge for preliminary information. Clarence A. O'Brien and Hyman Berman, Registered Patent Attorneys, 28-V Adams Building, Washington, D. C.

INVENTIONS Commercialized. Patented or unpatented. Write Adam Fisher Co., 582 Enright, St. Louis, Mo.

GET Your Own Patents. Legal blanks, complete instructions \$1. Cudding Sons, Campbell, California.

PATENT PARTICULARS, Free, promptly. Sterling Buck, 3rd, 629 F, Washington, D. C.

PHOTO DEVELOPING

DEVELOP and print your own pictures. Save time, money with our complete outfit, \$1.95 plus postage, or sent C. O. D. Includes electric ruby lamp, printing frame, photo paper, chemicals and equipment. One of hundreds of amazing bargains in our free, newest, money-saving bargain book. Send for it today! Central Camera Co., 230 So. Wabash, Dept. 13-J, Chicago.

FINER Finishing. Rolls developed and printed, with One Colored enlargement, or two professional enlargements. All for 25c (coin). Genuine, Nationally Known, Moentone Superior Quality. Moen Photo Service. La Crosse, Wis.

IDEAL Photos. 25c per roll, finished with round corner prints. To get acquainted! Coupon and snapshot folder Free! Ideal Photo, Box 2255, Paterson, N. J.

ROLLS DEVELOPED—Two Beautiful Double Weight Professional Enlargements, 8 Never Fade Prints, 25c. Century Photo Service. LaCrosse, Wis.

AMAZINGLY Beautiful, Roll Developed, 8 Natural Color Prints, 25c. Reprints, 3c. Natural Color Photo, D-39, Janesville, Wis.

ROLLS DEVELOPED—25c coin. Two 5x7 Double Weight Professional Enlargements, 8 gloss prints. Club Photo Service, LaCrosse, Wis.

LIMITED Time Only. 4x6 Natural Color Enlargement from your negative, 10c. Natural Color Photo, Janesville, Wis.

PIPE SMOKERS

ATTENTION—Pipe Smokers—Best Quality Pipes, \$2.50 Retail Value. Contain slight imperfections that in no way impair their smoking quality. Special \$1.25. C.O.D. Orders Filled. Acme Pipe Co., 121 S. Main St., Elmira, N. Y.

PRINTING

2,000 **BUSINESS CARDS** printed \$1.50; additional thousands 75c. 1,000 **BLOTTER BUSINESS CARDS** printed \$1.50. All printing items at low prices. Quality workmanship. Quick Service. Free Samples. **ATLAS BUSINESS CARD CO.**, Bedford Ave., Pittsburgh, Pa.

PRINT your own cards, stationery, circulars, advertising. Save money. Easy rules furnished. Print for others, big profits. Junior outfit, \$8.85; job presses, \$11 up. Details free. Kelsey Co., B-57, Meriden, Conn.

\$1.00 SPECIAL—125 Letterheads 8 1/2 x 11 and 125 Envelopes. Benneville, 907 West Roosevelt, Philadelphia.

250 **STATEMENTS** or Envelopes \$1.00 Postpaid. Woods Press, Bedford, Penna.

PRINTING EQUIPMENT & SUPPLIES

BUILD 9x15 printing press. Details free. Huebl Coaches, LeSueur, Minnesota.


PROPELLERS

AERODYNAMIC windcharger, iceboat propellers. 10 to 30% more power. Lowest prices. Kubat Mfg., St. Paul, Minnesota.

RADIO & TELEGRAPHY

RADIO BUILDERS' MANUAL—A book of radio set building plans and kinks for the home experimenter. Everything from a crystal set to a powerful 6-tube auto radio is included. Price 50 cents—order directly from Modern Mechanix Publishing Co., Fawcett Bldg., Greenwich, Conn.

New Photo Enlarger Is Easy to Handle



Ease of handling is an outstanding feature of a new photo enlarging camera, shown above. The enlarger has a rack and pinion arrangement which permits quick movement of the lamp housing to any desired position. The lens housing is made of die-cast metal and is so mounted that it can be swung throughout an arc of 360 degrees in every geometric plane.

RADIO Engineering, broadcasting, aviation and police radio, Servicing, Marine and Morse Telegraphy taught thoroughly. All expenses low. Catalog free. Dodge's, Institute, King St., Valparaiso, Ind.

RADIO R.T.I. course, slightly used, \$5.00. Postcard brings details. Supreme, 3727 West 13th, Chicago.

RADIOS

PLANS 18 Distance Crystal Sets—SW record 4,250 miles. With "Radiobuilder" year—25c. Laboratories, 151-K Liberty, San Francisco.

RESIDENT SCHOOLS

LEARN fascinating profitable profession of Swedish Massage at home in 90 days. Make up to \$70 weekly. Write for **FREE** Anatomy Charts and details. The College of Swedish Massage, 1601 Warren Blvd., Dept. 344, Chicago, Ill.

SALESMEN WANTED

DON'T Be a Job Hunter—Start your own business on our capital. No hard times; no lay-offs; always your own boss. Hundreds average \$3,000 to \$5,000 annual sales year after year. Sales way up last year. We supply stocks, equipment on credit. 200 home necessities. Selling experience unnecessary. Wonderful opportunity to own pleasant, dignified, profitable business backed by world-wide industry. Write Rawleigh's, Dept. C-U-MOM, Freeport, Ill.

IMMEDIATE openings for ambitious men! Wear, introduce "Fairbanks" individually tailored clothes. Enjoy fine income. Get new suits and overcoats without cost as bonus. Experience unnecessary. Low prices. Quick sales. Outfit free. Fairbanks Company, 2206 Wabansia, Chicago.

SELL transparent celluloid Menu Covers to hotels, restaurants. Washable, sanitary. Saves printing costs. Big commissions. T. Pricing Menu Co., 124 White St., New York.

WANTED County Distributors. Excellent opportunity for earnings. Nationally advertised product. Large company. Dept. 256, Fyr-Fyter Company, Dayton, Ohio.

MEET Mr. Magic! Costs 20c, sells 90c. Counter cards, packages, bulk. Sample 10c. Details Free. Mr. Magic, Box 1963, Cleveland, Ohio.

ATLAS Window Sign Letters. Large Sizes, Penny Each. Beautiful Free Samples. Atlas, 7941-G Halsted, Chicago.

SCOOTERS

FELLOWS, Girls, build electric or gasoline scooter. Both simple, complete plans, postpaid, two dimes. J. Freeman, Whittingham, Vt.

SPECTROSCOPES

SPECTROSCOPE with book of 120 experiments, \$2.50. Cudding Sons, Campbell, California.

TELESCOPES, MICROSCOPES, ETC.

TELESCOPES, Microscopes, Binoculars. Lowest prices. Optical catalog free. Brownscope Company, 5 West 27th Street, New York.

TELESCOPES, Microscopes, Binoculars, Mineralogy, Chemistry. Catalog free. Teeko, Evanston, Illinois.

DUPONT Superior Panchromatic, 35 mm; 25 ft. roll, \$1. Optical Laboratories, Larchmont, N. Y.

VIOLET RAY LAMPS

ULTRA Violet-Infra Red. Dual Ray Health Lamp. Two separate units in one., Promotes Sun Tan—Vitamin "D." Automatic control. AC-DC current. \$3.90 postpaid. Details Free. Beyer Mfg. Co., 4515-M Cottage Grove, Chicago.

WELDING

ELECTRIC Arc Welder, only 22c a day! Sensational Commonwealth all-purpose, heavy duty, continuous operation Arc Welder, only \$5.75 down—balance payable over 10 months from profits. Handles all welding—lightest sheet metal to heaviest castings. Operates from any electric socket. Complete, nothing else to buy. 10-Day Trial. Details Free. Commonwealth, Dept. F-79, Cincinnati, Ohio.

DODGE Arc-welder 40 volts 25-200 amperes. Use old Northeast 12 volt automobile generators. Low cost and upkeep. Build it yourself from Planograph Photographs (actual pictures) and Certified Instructive Plans postpaid \$1.00. C.O.D. \$1.12, Airmail 12c extra. Welders Club of America, Box 3432-B, Merchandise Mart, Chicago.

"**MAKE** Band Saw from old Auto Parts"; "How to make 15-100 ampere A. C. Arc Welder"; "How to build a real lathe." Complete drawings, plans, constructional details, 20c each. All three for 50c. Federal, Box 344, Dept. 23, Indianapolis, Ind.

WANTED. Original ideas: How to make arc-welders from 32 volt farm light plants, electric car motors, etc. Welders Club of America, B-3432, Chicago.

ARC-WELDER from original 12 volt Dodge generator. No rewinding, plans \$1.00. Welders Club of America, B-3432, M-Mart, Chicago.

WIND DRIVEN PLANTS

FREE Electricity from Wind. Build your own Windcharger. Cost 98c for material plus used car generator. Drawings—Instructions 10c postage. Wesco, Minneapolis, Minn.

GENERATOR propellers, expertly designed, factory prices. Universal Aircraft, Fort Worth, Texas.

Fingerprint Mystery Cleared

[Continued from page 142]

Using a magnifier and a sharp-pointed instrument as a tracer, the number of ridges crossed by this line is counted, excluding both termini. If a given ridge begins or ends abruptly it is counted if any part of it is crossed; should a ridge fork, no matter how closely to the line, the two branches are counted as two separate ridges if the line crosses them after forking. Arches and whorls are scored as zero.

This gives the designation *ridge count*, the numerals in each case being placed on the record card individually for each digit, in the upper right corner of the square containing the separate rolled print. Counts for the two little fingers, right one numerator and left denominator, provide the final increment in the general classification number. If the ridge count in our imaginary example should show 6 ridges crossed in tracing from delta to point of core in the right little finger and 15 for the left, the fraction $\frac{6}{15}$ is added to the previously determined series of values, giving a final classification number of $\frac{5}{26} \frac{U}{A} \frac{11}{11} \frac{0}{15}$ under which the card is actually filed.

These various details are too fine for determination without magnification. Prints may be analyzed with a hand lens, pocket magnifier, reading glass, binocular microscope or a special and inexpensive instrument known as a finger print

reader. If your compound microscope permits very low magnification, as when equipped with a separable low power objective and (or) a projection ocular, it can be used by mounting cards on the stage and employing reflected light. Remember that the eyepiece makes a simple microscope when removed and held inverted.

Photomicrography is of great value in this work. While a special camera is required to secure pictures of latent fingerprints (the actual specimens left on smooth surfaces by contact with the hands, as on polished furniture), any ordinary outfit may be used to photograph prints on cards. Low power magnification is best, preferably with a micro-tessar lens affixed directly to the camera, and positive prints are then either enlarged or made as lantern slides for projection. Both methods are used in court procedure.

Many interesting studies and games can be devised, once the classification system is mastered. Make and classify sets of prints of your immediate circle of friends; then some evening when they are all assembled and you have left the room, one of them—identity unknown to you—makes an impression of any single digit upon some polished surface, as a table top or window pane. Dust this print with talcum powder—a step known as developing a latent print—jar the surface to remove excess powder, then study with a lens and see if you can tell which finger of which friend made the impression, consulting your card records! It's loads of fun and not difficult.

ADLETS FOR HOBBYISTS

(See regular classified section for rates and other information.)

STAMPS

SUPER-WONDER Packet offered, containing 60 different stamps from Afghanistan, Transjordan, North Borneo, Manchukuo, Sudan, Guadeloupe, Iraq, Sarawak, French and British Colonies, including natives, beasts, ships etc., all for only 5c to approval applicants. Big illustrated lists free. Kent Stamp Company, Box 877, (G. P. O.) Brooklyn, N. Y.

UNITED STATES Commemoratives, 25 varieties, cataloging \$1. postfree 5c only, with requests for our Worldwide Pictorial approvals containing, Animals, Ships, Buildings, and Airs. Taylor Stamp Exchange, 6314 Greenwood, Chicago.

TWO SAMOAS! Issued when Independent Kingdom! High catalogue—PLUS thirty attractive pictorials, including new bicolor triangle—10c, with low-priced approvals. Economystamps, Box M1543, Hartford, (6) Connecticut.

DIAMOND Airpost Commemorative Issue Complete, Pictorial Portraits Complete, Dragon Stamp, with 117 additional, cataloging \$3.00, only 10c. Friendly Filatelists, Box 4428M, Philadelphia, Penna.

NEW Rivera nude stamp! World's largest triangle! Congo, Sudan, South Seas, bicolors, pictorials and many others. Only 3c with approvals. Cactus Junior Approvals, Box 1870-D, Tucson, Arizona.

PRODIGIOUS GIFT! German State, Selangor, Perak, Negri Sembilan, Bicolored Banana Airmail, Siberia—Free with Approvals! Postage 3c. Saxon Company, 3 DeKalb Ave., Brooklyn, N. Y.

DIAMOND Shaped Airmail Set, PLUS thirty attractive commemoratives, new issues, pictorials—10c with Double Premium Approvals. Tru-Value, Box M1412, Hartford, (3) Connecticut.

GIGANTIC Bhopal Triangle, Turks Caicos, \$5 U. S. Caymans, genuine Baden. Everything 3c with approvals. Viking, 1-MM Hanson Place, Brooklyn, N. Y.

STAMPS! 100 diff. 3c; 500 diff. 35c; 1,000 diff. 90c Illustrated Album (4000 spaces) 22c. Approvals sent. Tatham Stamp Co. (D9) Springfield, Mass.

UNITED STATES—45 different 10c; 75 different (many Commemoratives) 30c. Free 25 different with approvals. Enclose 3c. Sidenburg, Baroda, Mich.

BRITISH Colonies. 54 Different including Jubilees and Coronations 10c with approvals. Swedell, 3129 Garfield Ave., Minneapolis, Minn.

MINT Coronation—Jubilees—Diamond Airmail—Mozambique Giraffe. 10c with approvals. Richie, 930 Faxon, Memphis, Tenn.

MONTHLY Stamp Magazine, 6 months and 25 foreign stamps, 25c. American Stamp Journal, Cedar Rapids, Iowa, FREE!!! New King George Set. Postage 3c. Roberts, 901T Fourth, Baycity, Michigan.

COINS

FREE! Foreign Coin, Banknote and Large Illustrated coin catalogue, for 4c postage. Approvals sent. Tatham Coinco, Springfield-9, Mass.

AUTOMOBILE PHOTOS

PHOTOGRAPHS, World's costliest, speediest, automobiles. Alfa Romeo, Rolls, Duesenberg, Isotta, Bugatti, Tatra, etc. \$1.00 per dozen. Automobile Photos, Box 534, St. Cloud, Minnesota.

OLD MONEY WANTED

\$5.00 TO \$500.00 EACH paid for hundreds of Old or Odd Coins. Keep all until posted. Send 10 cents for Illustrated coin value book, 4x6. Guaranteed buying and selling prices. In business 31 years. Stamps, Old gold and silver also bought. Coin Exchange, Box 43, LeRoy, N. Y.

NEW YEAR PRICE \$5



Over 6,000 of these same, famous G.H.Q. gasoline engine kits have been sold at \$8.50 during the past year alone. Mass production methods and enthusiastic reception have enabled us to reduce the price from \$35 each originally to the NEW LOW PRICE of \$5.

Identical with the original higher-priced kit and with the same Guarantee. New 1938 High Compression Piston and Cylinder. All parts finished—quickly assembled.

G.H.Q. ASSEMBLED ENGINE \$10.

Now offered at a new low price. The famous G.H.Q. Engine, completely assembled and guaranteed to run.

Send only \$1.00 and we will ship Express Collect C.O.D. for the balance.

Send 3c for Catalog—DEALERS WRITE

G.H.Q. MOTOR KIT \$5.

G.H.Q. READY-TO-RUN ENGINE \$10.

G.H.Q. MODEL AIRPLANE CO.

854A East 149 St. New York, N. Y.

MAKE MONEY IN YOUR WORKSHOP

Build furniture, auto trailers, canoes, iceboats, cruisers, sailboats and electric refrigerators described in FREE BLUEPRINT BOOKLET MODERN MECHANIX PUBL. CO., Fawcett Bldg., Greenwich, Conn.

INVENTORS PATENT YOUR IDEAS SEND FOR FREE BOOK



HOW TO OBTAIN A PATENT

Written by a Former Member of the Examining Corps (1922-24) of the U. S. Patent Office. If you want to profit by your idea, you should take steps to apply for a U. S. Patent at once. Your first step is to get this Free Book. This interesting illustrated book contains valuable information you should have. It tells you fully how to obtain a patent on your idea in the quickest way. With this Free Book you will also receive a "Record of Invention" form on which you can easily record your idea. Personal and Confidential Service: Your case will be personally handled only by a Registered Patent Attorney who is also a Former Member of the Examining Corps of the U. S. Patent Office. All communications confidential.

MAIL COUPON TODAY for FREE PATENT BOOK and RECORD OF INVENTION Form

CARL MILLER

REGISTERED PATENT ATTORNEY FORMER MEMBER EXAMINING CORPS U. S. PATENT OFFICE

Woolworth Bldg., 35th Floor, Dept. 38B, New York City MILLER BUILDING, Dept. 38B, WASHINGTON, D. C. Please send me your Free Book, "How to Obtain a Patent," and your "Record of Invention" form.

NAME

ADDRESS

EASIEST to Master



This New P-A

Such beautiful tone, and so easy to play! Just touch a key and blow normally; you can't miss. Nothing to compare with these new P-A Saxes, Clarinets, Trumpets, and other P-A instruments. Fully guaranteed; your success assured. See your music dealer or write direct for beautiful, free book. No obligation. Easy terms. 1286

PAN-AMERICAN
330 P-A Building Elkhart, Indiana

Radio-Electrical EXPERIMENTS

ONLY \$3.99 6 Books FREE



25 pieces genuine commercial apparatus with illustrated manual! Build radio circuits, 110-volt motor, extension phone, thief detector, arc light, arc furnace, electric stove, generate ultra-violet rays, many more. SAVE 60%—Send only \$3.99 for kit and 6 Radio-Electrical books (value over \$10). Money back if not pleased. Order NOW!

ELECTRICAL SALVAGE CO., Box 524-69, Lincoln, Nebr.

RADIOS.. SAVE UP TO 50%



DEAL DIRECT...FACTORY PRICES! Many models to select from: A.C./D.C./All-Wave; armchair models; automatic tuning; car radios; Farmsets that operate like city radios! Send postcard for NEW Bargain Catalog FREE. 30-DAY TRIAL plan and agent-user proposition! GOLDENTONE RADIO CO. DEPT. G3, DEARBORN, MICHIGAN

ONE-MAN SAWMILL



Makes lumber, shingles, lath, ties, crates, boxes, casks, all forms of lumber. **TURN TREES INTO MONEY WITH A BELSAW** Three capacities: 10, 14 and 20 feet. Accurate set works. Positive dogs. Hand or power feed. Runs on low power. Many owners use old auto engine. Pays for itself quickly—thousands in commercial service, everywhere. Write for free lumber handbook and catalog of mills, supplies, tools, saw tables, and wood-working equipment. BELSAW MACHINERY CO. 834-P Davidson Bldg. Kansas City, Mo.



LIGHTS ITSELF

SELLS ITSELF Quick Action (1938) perfected Self Starting Lighter Lights clean, cigarette or pipe—instantly. Never fails. New principle in ignition. No flint. No friction. Send 25c for sample and large can of fluid. Start now. You can make up to \$5 a day.

NEW METHOD MFG. CO. Sole Makers of Catalytic Automatic No Flint Gas Lighters Box M-63 Bradford, Pa., U. S. A.



Packed in DIS-PLAY BOX 25c Retail Doz. \$1.75 Gross \$18.00

MAKE UP TO \$50 WEEK

Working few hours each morning. Go to the movies in the afternoon. No canvassing or manufacturing. Very small investment to get started. Only one person in each town—be first. Send stamp for full details.

THAYER COMPANY, Box DA, Gassaway, W. Va.

Why Not Subscribe?

Save the cost of two issues by becoming a regular subscriber. Only \$1.50 per year in the United States and Canada—\$2.00 elsewhere. Your copies will arrive punctually every month and you won't miss any of the fine articles that are making MODERN MECHANIX "America's most popular mechanical magazine." Here's a big, convenient blank to fill out. Write your full name and address clearly and play safe by remitting by money order or check. Don't send cash, please!

MODERN MECHANIX PUBLISHING COMPANY
Greenwich, Conn., U. S. A.

Enclosed find \$..... Send me MODERN MECHANIX for years. (In U. S. and Canada, \$1.50 for one year, \$3.00 for two years; elsewhere, \$2.00 for one year, \$1.90 for two years.)

Name

Street and Number.....

City

State

MAKE MONEY AT HOME

RUBBER MOLDS

Low as
6¢ EA.



Amazing rubber mold-making outfit makes perfect flexible molds of plaques, ash trays, book-ends, etc. Molds cost from 6c to 25c each. Each mold makes hundreds of novelties and gifts to sell up to \$1.00 apiece! No experience necessary. Everything furnished. Start profitable business in your home... sell to stores, friends, resorts, road stands or by mail—NOW! Make BIG MONEY full or spare time. Write for complete FREE details and easy instructions. SO. LO. GO-MA MOLD CO., Dept. C-834, Cincinnati, Ohio.

ROOFLESS PLATES WITH THE 3 POINT SUCTION FEATURE!



Featherweight—no gagging—Natural Taste—Holds Better. Singers, Speakers like the extra tongue room, clearer mouth. All forms false teeth—by mail—as low as \$9.75. 60-day trial. Write for FREE catalog, impression material and sample. We trust you. Monthly payments.

HOD LAB., 362 HOD WILLIAMS BLDG., TAMPA, FLA.

BE A PASSENGER TRAFFIC INSPECTOR



A GOOD PAYING POSITION WITH OUR TRAINING ACTIVE MEN—19 to 60—trained as Railway and Bus Passenger Traffic Inspectors earn up to \$135 per month, plus expenses, to start, upon completion of simple, home-study course. We place graduates or refund tuition. Interesting work; steady pay; splendid opportunities. Free Booklet. STANDARD BUSINESS TRAINING INSTITUTE, Buffalo, N. Y. Div. 6103

SWEARS HE GAINED 14 POUNDS

This Quick Easy Way



Don Russo swears before Notary Public

"For some time I had been losing weight, and didn't have any pep or energy. Then my skin began to get pimply. I looked so bad I was ashamed to go out. Then I saw an advertisement of Ironized Yeast and thought I would try it. Inside of 3 weeks I saw my skin clearing and began to gain weight and feel peppy again. In about 3 months I gained 14 pounds, and am now in fine shape. My new huskiness and pep has brought me lots of new friends."

Don Russo, Phila., Pa.

Sworn to before me
Jos. E. Smith, Notary Public



Don Russo with professional model

Thousands Gain 10 to 25 lbs. With Ironized Yeast Tablets

If you're skinny and not very popular, here's wonderful good news. You see what Don Russo swears to under oath above. Then remember he's just one of thousands of thin, rundown people who never could gain before, but who've put on 10 to 25 pounds of solid, naturally good-looking flesh—with these amazing new Ironized Yeast tablets.

They've also gained naturally clear skin, new pep, new friends, popularity—often in just a few weeks! Scientists have discovered that hosts of people are thin and rundown only because they don't get enough Vitamin B and iron in their daily food. Without these vital elements you may lack appetite and not get the most body-building good out of what you eat. Now you get these exact missing elements in these new Ironized Yeast tablets.

They're made from one of the world's richest sources of health-building Vitamin B—the special yeast used in making English ale. By a new costly process, this rich yeast is concentrated 7 times, taking 7 pounds of yeast to make just one pound of concentrate—thus making it many times more powerful in Vitamin B strength than ordinary yeast. Then 3 kinds of strength-building iron (organic, inorganic and hemoglobin iron) and pasteurized English ale yeast are added. Finally every batch of this Ironized Yeast is tested and retested biologically for its Vitamin B strength. This insures its full weight-building power.

No wonder, then, that these new Ironized Yeast tablets have helped thousands of the skinniest, people who needed their elements quickly to gain new normally attractive pounds, new pep.

Make this money-back test

If with the very first package of Ironized Yeast you don't begin to eat better and get more benefit from your food—if you don't feel better, with more strength and pep—if you are not convinced that Ironized Yeast will give you the pounds of normally attractive flesh you need—the price of this first package will be promptly refunded. So get Ironized Yeast tablets from your druggist today.


Special offer!

To start thousands building up their health right away, we make this valuable special offer. Purchase a package of Ironized Yeast tablets at once, cut out the seal on the box and mail it to us with a clipping of this paragraph. We will send you a fascinating new book on health, "New Facts About Your Body." Remember, results with the very first package—or money refunded. At all druggists. Ironized Yeast Co., Inc., Dept. 563, Atlanta, Ga.

\$ **85⁰⁰**

Less Motor Drive

Sold on Easy
Payments as Low
as \$6.00 a
Month for
12 to 18 Months.



**DESIGNED AND BUILT
TO HANDLE INDUSTRY'S
Finest
MACHINING JOBS**

Weight
320
Lbs.

No. 415-YA, 9 1/2" swing by 3' bed Workshop Bench Lathe with Horizontal Motor Drive, 1/4 h.p. Reversing Motor, Switch, Belts and Adjustable Belt Tension Countershaft.....

\$117.00

(\$15 Down—\$6 Monthly for 18 Months)

BACK of the 9" x 3' Precision Lathe is a record of 32 years of fine lathe building. It is a record which industry the world over recognizes, through continuing purchases of South Bend equipment. It is not enough for the 9" x 3' Lathe to be just a good lathe. South Bend's standard of mechanical excellence requires continual improvement—refinement. The 1938 model, we feel, is the finest lathe in every respect that we have ever built.

This lathe is designed to handle precision work in manufacturing—in the tool room, home work shops and automobile machine shops.

Write

FOR THESE BOOKS
"How to Run a Lathe"—160 pages, over 300 illustrations on lathe practice and operation. Catalog No. 46 shows, describes 9-inch lathes in all sizes. *Use the coupon.*

Features include—Twin Gear Reverse to lead screw, Ball Thrust Bearing on Spindle, Automatic Longitudinal Screw Feed to Carriage, Precision Lead Screw for cutting screw threads from 4 to 112 per inch, 3/4-inch hole through spindle taking collets up to 1/2 inch.

38 Attachments are available for milling, grinding, draw-in collet chuck work and many other operations. Made in 3', 3 1/2', 4' and 4 1/2' bed lengths. Powered by 1/4 h. p. motor from ordinary lamp socket.

SOUTH BEND LATHE WORKS

265 E. Madison St., South Bend, Ind., U.S.A.

LATHES ARE STOCKED IN PRINCIPAL CITIES

Chicago, Ill.—C. B. Burns Mchry. Co., 541 W. Wash. Blvd.
New York, N. Y.—A. C. Colby Mchry. Co., 183 Centre Street.
Philadelphia, Pa.—W. B. Rapp Mchry., 132 No. Third Street.
Los Angeles, Cal.—Eccles & Davies Mchry., 1910 Santa Fe Street.
Detroit, Michigan—Lee Mchry. Co., 6318 E. Jefferson Avenue.
Milwaukee, Wisconsin—Voell Mchry. Co., 1533 No. 16th Street.
Boston, Mass.—The MacKenzie Mchry. Co., 36 Oliver Street.
Cleveland, Ohio—Reynolds Mchry. Co., 2034 E. 22nd Street.

**SOUTH BEND
Back-Geared
Screw Cutting
PRECISION LATHE**

This 9-inch
South Bend
Lathe Used by:

- MANUFACTURERS
- TOOL ROOMS
- LABORATORIES
- MACHINE SHOPS

—Automotive
—Electrical
—Gun Smiths

- U.S. GOVERNMENT
- SCHOOLS
- HOME WORK SHOPS
- INVENTORS

The 9" x 3' South Bend Precision Lathe does these operations:

**TURNS—BORES
—CUTS SCREW
THREADS—FACES—
DOES MILLING,
CHUCKING, REAM-
ING, DRILLING,
FILING AND HUN-
DREDS OF OPERA-
TIONS IN STEEL,
IRON AND OTHER
METALS.**

There are 5 sizes of South Bend Lathes—9", 11", 13", 15" and 16" swing with bed lengths 3' to 12'. In motor or countershaft drives. Priced \$85 to \$1500.



SOUTH BEND LATHE WORKS,
265 E. Madison St., South Bend, Ind., U. S. A.
Send me () No. 33LB "How to Run a Lathe," 25c;
() No. 46, 9" Workshop Catalog, Free; () Easy Payment Plan.
Class of Work.....
Name.....
Address.....
City..... State.....

SOUTH BEND Precision LATHES

Woman Is Wood Expert

[Continued from page 120]

to her. She has been called on to solve the riddle of pin holes made by powder post beetles in an heirloom chest of drawers. She has several times been called South to investigate building rots and blue stain control in lumber yards and she has done research in Canadian, New York, and Wisconsin paper mills.

Her help has been enlisted in work with airplane propellers, automobiles, boats, boxes, carpet sweepers, golf club heads, handles, lath, logs, paving blocks, piling, poles, roofing, shingles, sash, washing machines, and a host of other wood commodities. It remained for Dr. Richards to discover why boats built of cypress, supposedly a durable wood, decayed rather quickly. The reason, she ascertained, was because sawwood was used instead of the durable heartwood.

It was the World War which started Dr. Richards on her unusual career. Back in 1917 she came to the Forest Products Laboratory in Madison as an assistant, replacing a man who had joined the army. He was Paul Siggers, now of the New Orleans branch of the same department. For seven years she remained the only woman in the department, but now two other women, Dr. Caroline Rumbold, working on blue stain organisms, and Mae Spradling Chidester, whose study is the physiology of molds and wood destroying fungi, are also in her department.

Dr. Richards has come a long way, and so has the knowledge which the government offers the public in this service, since she started as a teacher in the public schools of her home town, St. Mary's, Ohio, upon graduation from high school. After three years of teaching she entered Miami University, Oxford, Ohio, to take her bachelor and master's degrees in 1912 and 1914 respectively. Between 1914 and 1915 she was research assistant for the Ohio Biological Survey at Miami, before attending the University of Wisconsin to complete work for her doctor's degree in botany. Today, as head of her department, Dr. Richards and her work are internationally known.

When Dust Explodes

[Continued from page 118]

nated. To get rid of the oxygen, you merely extend the exhaust pipe from an engine into the place, and let the carbon monoxide drive it out.

Dust can't blow up without oxygen, but human beings can't live without it either, so the application of this idea is confined to places in which it is not necessary for men to work—a very serious limitation.

There remains a third method of attack: By reducing the resistance which the flame encounters when it begins to zip through the dust. In other words, let it explode but keep it from doing any serious damage.

This was the idea of the designer of the suspended elevator roof—which didn't work out in Omaha, but which has proven worthwhile in many other cases. Light plate glass windows, for instance, have been recommended for dusty places. And often explosions have blown out such windows and done little other damage.

Much to the scientists' annoyance, many of the most disastrous blasts in recent years have occurred in buildings which were constructed with the utmost care and attention to safety factors. The one which killed seven men in St. Louis in May, 1934, was in a modern, fire-resistant, 4,000,000-bushel, terminal elevator. The grain elevator in Omaha was only three years old when it blew up.

Every year the toll mounts, more than 600 such explosions now being on record in this country, involving a loss of nearly 500 lives and nearly 50 million dollars worth of property.

The Boeing Planes

[Continued from page 131]

ternally braced high-wing monoplane types of all-metal construction and will have a high speed of around 200 m. p. h. The craft will ride the water during the takeoff and landing on short stub-wing hydro stabilizers instead of on the conventional wing tip floats.

These flying boats will be the first to have two full decks. The upper deck will house an elaborate control cabin, crew's quarters, and baggage compartment, while the lower deck will contain day and night passenger accommodations, lavatories, and dressing rooms. Passageways will extend through the wings to the engine nacelles to permit inspection and servicing of the engines during flight. Provision will be made for the highest degree of passenger comfort during long ocean flights.


KEY TO A PRACTICAL UNDERSTANDING OF ELECTRICITY

\$1 PER MO.

• AUDELS HANDY BOOK OF ELECTRICITY

\$4 HANDY SIZE

For Engineers, Electricians, Students and all interested in Electricity. A quick, simplified, ready reference, giving complete instruction and practical information. Easy to understand. A reliable authority and a handy helper that answers your questions.



• INSIDE TRADE INFORMATION ON

The Rules and Laws of Electricity—Maintenance of Machinery—A. C. and D. C. Motors—Armature Winding and Repair—Wiring Diagrams—House Lighting—Power Wiring—Cable Splicing—Meters—Batteries—Transformers—Elevators—Electric Cranes—Railways—Bells—Sign Flashers—Telephone—Ignition—Radio Principles—Refrigeration—Air Conditioning—Oil Burners—Air Compressors—Welding, and many Modern Applications explained so you can understand.

1340 PAGES 2600 ILLUS. To get this assistance for yourself, simply fill in and mail the FREE COUPON below.



THEO. AUDEL & CO., 49 West 23rd Street, New York
Please send me "Audels Handy Book of Practical Electricity" for free examination. If satisfactory, I will send you \$1 in 7 days, then \$1 monthly until \$4 is paid. Otherwise I will return it.

Name _____
Address _____
Occupation _____
Reference _____ M. M.

READ FOR PROFIT!

HANDEE

Tool of 100 Uses

A WHOLE SHOP FULL OF TOOLS IN ONE

For work on all metals, alloys, bone, resins, plastics, glass, stone, wood, etc. Uses 2000 different accessories to grind, drill, cut, carve, sand, saw, engrave, sharpen, clean, polish, etc. Saves hours of tedious hand work. Plugs in any socket AC or DC, 110 volts.

For Faster Better Jobs

STANDARD MODEL

A sturdy little helpmate. Weighs 1 pound. 13,000 r.p.m. \$10.75 postpaid, 3 Accessories Free.

DE LUXE MODEL

Fastest, most powerful tool of its type and weight. 12 ounces. 25,000 r.p.m. \$18.50 postpaid, 6 Accessories Free.

GET A DEMONSTRATION

at your Hardware, Department or Tool Dealer or order either Model on 10-Days, Money-Back Trial, Catalog Free.

CRAFTSMAN'S PROJECT BOOK

Easy working plans for making many interesting and unusual projects, 25c stamps or coin.

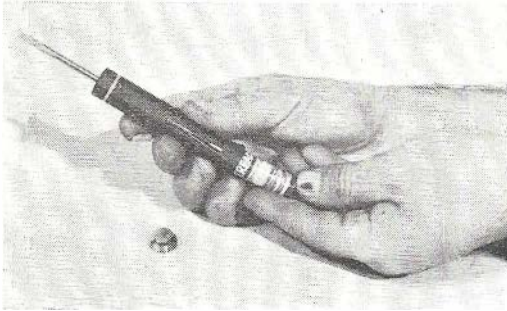
Chicago Wheel & Mfg. Co., 1101 W. Monroe St., Dept. H, Chicago, Ill.

\$10.75 Model Project Book Send C. O. D.
 Send Catalog De Luxe Model

Name _____ MMH-3
Address _____



New Ideas for Home & Shop



A pocket screwdriver that carries its own illumination. The handle is hollow and holds a single "pen light" size battery and tiny bulb which shines downward along screwdriver blade.

A non-skid floor finish that is applied like wax, looks like wax, dries within a few minutes and resists boiling water.



A light-weight outboard engine capable of full speed cruising for three hours on one filling of tank.


A bicycle tail light giving protection against accidents. Conforms with the requirements of the National Safety Council.

A device which automatically maintains the correct volume of air in furnaces using an automatic coal burner.

A vacuum radiator pump for use on air-bound radiators.

"Cellu-linen" which eliminates the laundry problem. Pillow cases, table cloths, napkins, hand towels and dish cloths after use are thrown away.


A line squaring device designed for use by engineers, contractors, draftsmen, and architects.




A five by six-inch sun shelf for supporting flower pots is instantly installed on center sash of window.

A device to conserve alcohol usually lost by evaporation from the radiator of a car. Also it eliminates the objectionable odor noticeable when alcohol is evaporating.

A lighting system for trailers can be used on either six volts or 110 volts. Either service can be used instantly with but one lamp and one fixture.



A spindle shaper using geared-motor drive. Spindle is turned at 7,600 r. p. m. by built-in gears.



Old chairs of any size are quickly made to look like new by using this elastic slip-cover, which can be fitted in place in less than five minutes without the necessity of cutting the material. Containing no rubber, it is made of rayon and cotton.

GREATEST BARGAIN

IN TEN YEARS

Remington

NOISELESS

Portable

NOW **10¢** A DAY!



MONEY-BACK GUARANTEE
10-DAY FREE TRIAL OFFER

10-DAY FREE TRIAL. Now for the first time in history you can own a real Remington NOISELESS Portable for only 10¢ a day or \$3 a month. Think of it! The finest Remington Portable ever built at the lowest terms we have ever offered. Every attachment needed for complete writing equipment—PLUS THE FAMOUS NOISELESS FEATURE. Brand new. Not rebuilt. Send coupon today.

WE PAY ALL SHIPPING CHARGES. You don't risk a penny. We send this Remington Noiseless Portable direct from factory to you with TEN DAYS' FREE TRIAL. If you are not satisfied, send it back.

FREE →

TYPING COURSE



With your New Remington Noiseless Portable we will send you—absolutely FREE—a 19-page course in typing. It teaches the Touch System, used by all expert typists. It is simply written and completely illustrated. Instructions are as simple as A, B, C. Even a child can easily understand this method. A little study and the average person, child or adult, becomes fascinated. Follow this course during the 10-Day Trial Period we give you with your typewriter and you will wonder why you ever took the trouble to write letters by hand.

Mail Now!

Remington Rand Inc., Dept. 141-3
465 Washington St., Buffalo, N. Y.

Please tell me how I can get a new Remington Noiseless Portable typewriter, plus FREE typing course and carrying case, for only 10¢ a day. Also send me new illustrated catalogue.

Name _____
Address _____
City _____ State _____

FACTORY TO YOU

The gem of all portables. Imagine a machine that speaks in a whisper . . . that removes all limitations of time or place. You can write in a library, a sick room, a Pullman berth without the slightest fear of disturbing others. And in addition to quiet, a superb performance literally makes the words seem to flow from the machine. Equipped with all attachments that make for complete writing equipment, the Remington Noiseless Portable produces manifold and stencil cutting of truly exceptional character. Furnished in black with shining chromium attachments.

SPECIFICATIONS. Standard Keyboard. Finished in glistening black with chromium attachments. Takes paper 9 5/8 inches wide. Writes lines 8.2 inches wide. Standard size, 12 yard ribbon. Makes up to 7 clear legible carbons. Back spacer. Full size platen. Paper fingers, roller

type. Black key cards with white letters. Double shift key and shift lock. Right and left carriage release. Right and left cylinder knobs. Large cushion rubber feet. Single or double space adjustment. All the modern features plus NOISELESS operation.

MONEY-MAKING OPPORTUNITIES OPEN. Hundreds of jobs are waiting for people who can type. A typewriter helps you put your ideas on paper in logical, impressive form . . . helps you write clear, understandable sales reports, letters, articles, stories. A Remington Portable has started many a young man and woman on the road to success.



A GIFT FOR ALL THE FAMILY. If you want a gift for birthday or Graduation . . . one Father, Mother, Sister or Brother will use and appreciate for years to come . . . give a Remington Noiseless Portable. We will send a Remington Noiseless Portable to anyone you name, and you can still pay for it at only 10¢ a day. Few gifts are so universally pleasing as a new Remington Noiseless Portable. Write today.



FREE CARRYING CASE

Also under this new Purchase Plan we will send you FREE with every Remington Noiseless Portable a special carrying case sturdily built of 3-ply wood. This handsome case is covered with heavy du Pont fabric. The top is removed by one motion, leaving the machine attached to the base. This makes it easy to use your Remington anywhere—on knees, in chairs, on trains. Don't delay . . . send in the coupon for complete details!



Her Throat Insured For \$50,000.

DOLORES DEL RIO* tells why it's good business for her to smoke Luckies...



"That \$50,000 insurance is a studio precaution against my holding up a picture," says Miss Del Rio. "So I take no chances on an irritated throat. No matter how much I use my voice in acting, I always find Luckies gentle."

They will be gentle on *your* throat, too. Here's why... Luckies' exclusive "Toasting" process expels certain harsh irritants found in all tobacco. This makes Luckies' fine tobaccos even finer... a *light* smoke.

Sworn records show that among independent tobacco experts—men who know tobacco and its qualities—Luckies have twice as many exclusive smokers as all other cigarettes combined.

**WITH MEN WHO KNOW TOBACCO BEST
IT'S LUCKIES—2 TO 1**

Copyright 1936, The American Tobacco Company



***DOLORES DEL RIO
STARRING IN THE 20th CENTURY-FOX
PICTURE, "SHANGHAI DEADLINE"**

SEND SKETCH OR MODEL TO-DAY >>>



FARMERS



MECHANICS

ARTISTS



STUDENTS



PATENT

Your Ideas

TAKE STEPS NOW TO PROTECT YOUR RIGHTS

READ ABOUT
THIS Man

A PATENT is a legal right which is granted to an inventor for his original and novel invention. It is a legal right which gives the inventor the exclusive right to make, use, and sell his invention for a limited period of time. A patent is a legal right which is granted to an inventor for his original and novel invention. It is a legal right which gives the inventor the exclusive right to make, use, and sell his invention for a limited period of time.

It is a legal right which is granted to an inventor for his original and novel invention. It is a legal right which gives the inventor the exclusive right to make, use, and sell his invention for a limited period of time. A patent is a legal right which is granted to an inventor for his original and novel invention. It is a legal right which gives the inventor the exclusive right to make, use, and sell his invention for a limited period of time.

PATENT YOUR INVENTION >>>

SEND SKETCH OR MODEL TO-DAY >>>



IMPORTANT TO INVENTORS

Your invention may be discovered or copied by others. And many small inventors are the victims of this. The only way to protect your invention is to get a patent. But to do this you must first have a well prepared and considered plan of your invention. This plan should take the form of a written description of your invention. You should not write a patent application until you have a well prepared and considered plan of your invention. This plan should take the form of a written description of your invention.

Your Next Step

The next step is to get a patent. This is done by filing an application with the Patent Office. The application should include a written description of your invention, a claim for the invention, and a drawing of the invention. The application should also include a fee. The Patent Office will then examine the application and decide whether to grant a patent.

Selling Inventions

When you have a patent, you can sell it. This is done by finding a buyer for the patent. The buyer will pay you a sum of money for the patent. This sum of money will be the price of the patent. The price of the patent will depend on the value of the invention.

40 Years of Experience

Victor J. Evans & Co. has been in the patent business for 40 years. We have a large staff of experienced patent attorneys and engineers. We have a large staff of experienced patent attorneys and engineers. We have a large staff of experienced patent attorneys and engineers.

VICTOR J. EVANS & Co.
REGISTERED PATENT ATTORNEYS

MAIN OFFICE: 18-C, VICTOR BUILDING
BROOKLYN, N. Y.

NEW YORK OFFICE: 100 N. W. ST. N. Y. N. Y.
PHILADELPHIA OFFICE: 100 N. W. ST. N. Y. N. Y.
CHICAGO OFFICE: 100 N. W. ST. N. Y. N. Y.

Don't Delay—Act Now!

Do not delay in getting a patent for your invention. The only way to protect your invention is to get a patent. But to do this you must first have a well prepared and considered plan of your invention. This plan should take the form of a written description of your invention. You should not write a patent application until you have a well prepared and considered plan of your invention.

SEND FOR FREE BOOKS >>>

PATENT YOUR INVENTION >>>

WHEN DUST



When dust from a million bushels of grain exploded in an elevator at Quincy, Ill., all that was left was the smoldering ruins shown above. Left—A U. S. Department of Agriculture testing station for conducting experiments with self-opening windows to determine their value in preventing damage from dust explosions by releasing explosion's pressure. Note explosive flames leaving window.

gest of its kind in the world, where this public enemy appeared suddenly one noon and blew four men to their death. United States agents came a running, but as usual, the murderer had vanished into thin air leaving nary a clue.

The Omaha elevator was considered blast-proof. Newly built, it embodied numerous ultra-modern tricks of construction. One of the most interesting was the manner of attaching the roof. Though bigger than a circus tent, the entire top of the elevator was suspended with cables. Should there be an explosion, the builders thought, this roof would be lifted into the air and the pressure inside relieved. Then the roof would drop back down. Such harm as might be done would be comparatively slight.

But the blast, when it came, roared right through that suspension roof, carrying two men with it. One landed outside, killed instantly; the other fell back through the

HAUNTING America's castles—those gigantic, concrete structures dotting the shipping terminals—is a public enemy more deadly than all the ghosts of all the medieval citadels known to man.

"Combustible dust" is the name of this insidious foe. It lurks in 28,000 elevators, mills, factories and warehouses, a constant menace to the lives of 1,325,000 Americans and \$10,000,000,000 worth of property. It explodes with more destructive violence than a gangster's bomb, haunts industry more persistently than its many victims' ghosts, and mocks inventors' efforts to circumvent, ensnare or confine it.


An example of its devastating power is afforded in the case of a 10,000,000 bushel grain elevator in Omaha, Nebraska, the big-

EXPLODES

racketeer's bomb, combustible dust exacts its toll of business.

by Valja Torrey

Three hundred firemen worked through the night to keep the blaze from spreading, when exploding grain dust wrecked the elevator in Chicago, Ill., causing damage estimated at one million dollars.



roof into a bin full of soft grain, unharmed.

Two other persons were crushed and suffocated beneath the mountain of grain and machinery and it took three days for firemen to tunnel their way through the wreckage to the bodies. Even this was done only at great risk. From a score of cracks, grain trickled through in steady streams, any one of which might grow into a death-dealing deluge at any moment. This also kept the air surrounding the workers constantly saturated with the dangerous dust.

Equally horrible, but in another way, was a bronze company plant explosion in Painesville, Ohio. Firemen sped to the scene, but dared not throw water on the blazing ruins—even though they knew human beings were in the inferno—because the explosion had been caused by aluminum powder and to put water on it would only have caused more dynamic blasts.

This tragedy was unique in that one of the victims lived long enough to tell what touched it off. A mechanic, he said, dropped one of his tools on a piece of sheet metal. It



Five successive explosions of combustible dust virtually blew the entire wall out of a twelve-story grain elevator in Baltimore, Maryland, as shown above.



TO FELL A TREE, FOLLOW LOW-DOWN BOX CUT WITH ANOTHER ONE ON OPPOSITE SIDE HIGHER UP. TREE SHOULD FALL IN DIRECTION OF LOWER CUT. UTILIZE NATURAL LEAN OF TREE WHENEVER POSSIBLE.

Below—When cutting small logs into firewood, stand close behind them even if you are left-handed. Grip the axe handle as shown.

by James Emmett

LITTLE wonder the axe has been described as "that sweet American tool." For it is the winter breadwinner of many a backwoods farmer and indispensable companion to every trapper, hunter and woodsman the continent over.

To handle an axe correctly is an art well worth learning. Like most arts, pleasure comes with practice until the rhythmic swing of a well selected, properly cared for tool is mastered. Handling it becomes a satisfaction, not to mention the healthful exercise also derived.

To get work done with a minimum of tiring effort, the axe must be selected for the job in mind. For instance, a weight intended for felling large trees would be a nuisance on the trapline, even by a guide who likes both his axe and ammunition on the heavy side. Likewise, a belt axe is regarded as a toy by the lumberjack.



CAN ALSO BE BOUGHT IN 1-3/4" SIZE, WITH 24" HANDLE

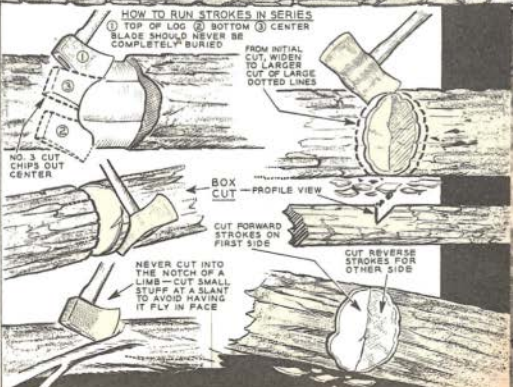


Professional choppers use the heaviest axes, usually double-bitted. Years back, when big timber was plentiful, heads weighed 5 pounds and handles were 3 feet long. Today, with smaller trees, a 3½-pound axe handles faster on the trunks and chops limbs easier. Choppers use axes with two curving edges for other reasons than because of their peculiar balance which makes swinging, up to a certain point, a pleasure. One edge can be thinned to razor sharpness for the fine work of felling and the other left duller and heavier for chopping off limbs. Or one edge may be used on hard and the other on soft woods.

The average man needs no larger than a 2½-pound head with a 28 or 30-inch handle, even for serious winter woodland expeditions. For summer work, such as cutting night wood, [Continued on page 126]

Right—To avoid mishaps, chopping should be done in a clearing so that axe does not catch on overhead branches. Below—Sharpen axe with a file commencing 3 in. back, working forward to ½ in. from edge.

How to Select and Use an Axe



SPORTSMEN'S



CAMP



① PUSH A LITTLE FORWARD WHILE RAISING REAR OF SHELL SLIGHTLY. THIS ALLOWS PEA TO ROLL BACK TO FINGERS

② "AUDIENCE" VIEW OF SAME ACTION. DECEPTION OF SLIDING PEA OUT FROM UNDER SHELL CANNOT BE SEEN

③ PEA IS HELD BETWEEN TIP OF THUMB AND SECOND

SHELL IS HELD WITH THUMB AND FIRST FINGER AT TIPS

WALNUT SHELLS

The "Old Army Game"—a spectator places a pea under one of the walnut shells, the magician shuffles them and asks under which shell the pea is hidden. Although he watches every movement of the "right" shell, the spectator will be surprised to find the pea under another. These steps show how the trick is performed. Left—How to pick a card selected from a shuffled deck by a member of the audience without actually seeing it. This simple card locating stunt has unlimited application. By careful manipulation it can be used in drawing several cards picked at random.

CARD TRICK



① ONE CARD IS SELECTED AND PLACED ON ONE OF TWO PILES



② ALL FINGER TIPS, EXCEPT THUMBS ARE MOISTENED—SWEAT BOT TOM CARD OF OTHER 1/2 DECK—WILL STICK TO "SELECTED" CARD ON OTHER



SELECTED CARD IS ON TOP OF 2ND 1/2 DECK

by Colin K. Cameron

Success in the field of magic comes from a combination of such elements as the magician's skill and experience, his hours of practice with perfect apparatus and his native endowment in the art of misdirection—the ability to properly distract the attention of an alert and observant group of people. In other words, it isn't so much the trick itself that counts toward the final effect as it is the ability of the one who shows it.

This is particularly true in the presentation of "pocket magic" that intimate type of trickery into which classification practically all of the simpler stunts fall. They are called pocket tricks because any apparatus needed can be carried easily in the pocket and used

repeatedly with little or no preparation. The basic secrets of these pocket tricks are usually so simple as to be ridiculous. They require no sleight-of-hand or other unusual skill, but depend mainly upon the bland calmness of the illusionist. Thus to excel in the presentation of this close-up type of magic, you must learn to assume that "Why! I wouldn't deceive you for the world!" expression at will. If you can do this and at

the same time accomplish the few simple moves that are necessary in each trick, you'll probably succeed.

Take, for instance, the "old army game" which you may know better as the shell game. The performer shows three walnut shell halves and a pea. He openly covers the pea with one of the shells, then moves the three around on the table in such a manner that you are sure you can follow his every move. When he asks you to point out the shell covering the pea, you always know which one it is.

You do—until the betting starts, but from then on you don't seem to be nearly so adept at following the movements of the shell with the pea. In fact, whenever you are sure that

[Continued on page 130]

FUN WITH POCKET MAGIC



The "Magic Key" stunt described in the above illustrations is performed without any special apparatus. A spectator is asked to thread a key on a length of string. After doing this he is asked to hold each end of the string while you cover the key with a large handkerchief. Under cover of the handkerchief another key is attached in the manner shown and the original concealed under one hand, which is then slipped down to take over the ends while the spectator fixes the handkerchief to ascertain that the key is still there. This step permits the original key to be removed without notice, after which the strings are returned to the assistant and the duplicate key removed, with an air of mystery, to complete the illusion.

FIRST KEY IS SLID ALONG WIRE AND CONCEALED IN HAND—TO BE TAKEN OFF

FORMING RING FROM STRING—BUT UNDER COVER—

HAVE 2 SIMILAR RINGS ABOUT 4" IN DIAMETER

THE SPIRIT RING



SECOND SIMILAR RING IS KEPT UNDER COAT ON FORE ARM

SLIPPING RING INTO POCKET

WITHDRAWING RING FROM FORE ARM

RING TO BE "PLACED" ON CORD



In the "Spirit Ring" trick the magician allows a member of the audience to slip a 4-inch wood, metal or glass ring on a light rope which is then securely tied to his wrist. Turning around momentarily he mysteriously removes the ring without tampering with the rope in any way. The secret lies in the use of a duplicate ring which is previously placed in his inside coat pocket. While his back is turned to the audience the ring attached to the cord is pushed over the wrist and concealed under the coat sleeve. At the same time the secreted ring is produced and offered for inspection. The illusion can be made doubly effective by reversing the operation, as explained in the article, so that the ring is once more returned to its position on the rope binding the wrists.

MM Short Wave


AT LEAST once in the life of every amateur comes a desire to go on high power, not necessarily with a "California Kilowatt," but with something in the 400 to 500-watt class. The amplifier about to be described, with 400 watts input, is intended for operation with the oscillator-buffer combination described in the February 1938 issue of MODERN MECHANIX.

Using a T125 tube, this amplifier is easily constructed and its operation will be a real joy to those who build it. The T55 used in the buffer stage will give far more than enough excitation for the T125 and therefore is operated considerably below its rated maximum input. The power supply shown in this installment is capable of handling both the buffer and the final stages in the event the supply described last month was not constructed.

The parts for the r.f. section are mounted on a piece of plywood eighteen inches square by one-quarter of an inch thick. The black paint used was made by dissolving pieces of an old phonograph record in alcohol. This paint not only dries very rapidly but has fair insulating qualities.

The filament transformer should be placed close to the connections on the baseboard to insure the filament against reduced voltage because of voltage drop in long leads. Because of this, the transformer is not shown in the picture of the power supply, having been mounted on the rack in which the transmitter is located.

An 0-100 millimeter will give a good check on the rectified grid current in the final. According to manufacturer's specifications, the T125 grid current should not exceed sixty milliamperes. With the T55





The turns of heavy wire around L2 are to couple tank coil in antenna tuning unit. Connections at the rear of the baseboard are for filament, plate, and fixed bias. The neutralizing condenser (C5) is of the split-stator type, series connections being used.

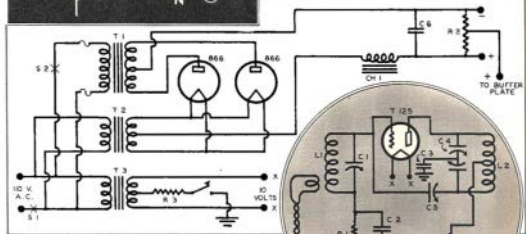
Transmitter

PART II

by
Clifford Peters



At the left are shown only three of the many possible methods of coupling the antenna to the tank coil. The power supply switches are arranged so that power cannot be applied to T1 until the switch for the filament transformer is closed.



Parts Required

- C1 .00015 mf. (Hammarlund MTC-150-B)
- C2 .002 mf. (Cornell-Dubilier 4-22020)
- C3 .005 mf. 5,000-volt
- C4 .000098 mf. (Hammarlund TCD-100-A)
- C5 .001001 mf. (Hammarlund MCD-35-SX)
- C6 2 mf. 5,000 volt-working
- R1 4,000 ohms (IRC EP)
- R2 100,000 ohms (IRC, HOA)
- R3 200 ohms (IRC EP)
- T1 2140-0-2360 volt. (Kenyon T-451)
- T2 2.5 volta, 10 ampers (Kenyon T-360)
- T3 10 volta, 4 ampers (Kenyon T-365)
- Ch1 10 henry filter choke (Kenyon T-178)
- RFC1 radio frequency choke (Hammarlund CH-500)
- M1 Milliammeter 0-100
- Coil forms (Hammarlund SWF-4)
- Flexible couplings (Hammarlund FC)
- Three 4-prong sockets (Hammarlund S-4)
- Antenna tuning condenser (Hammarlund TC-150-A)
- Dials (ICA No. 2169)
- Socket for T125 (ICA No. 956)
- Fuse mounts (ICA No. 2142)

No fixed bias is shown in the diagram, but when plate modulation is used some provision should be made for keeping plate current down if excitation fails.

- Insulated rod (ICA No. 2175)
- Insulated grid caps (ICA No. 870)
- S1, S2, toggle switches (ICA No. 1230)
- Tube: one Taylor T125, two Taylor 6B6
- Stand-off insulators with locks (ICA No. 2321)
- Small stand-off insulators (ICA No. 2300 and 2301)
- Insulator, high-voltage stand-off insulator (ICA No. 2338 and 2319)
- Sub-panel stand-off insulators (ICA No. 2305 and 2306)
- Terminal strips (ICA No. 2432 and 2413)
- Miscellaneous bolts, nuts, screws, wire, etc. (ICA)

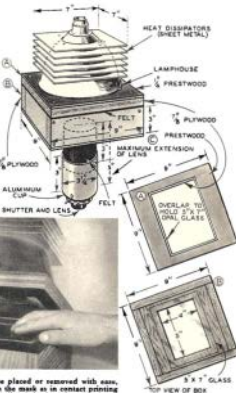
The Modern Mechanix

ENLARGER

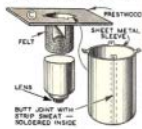
by Kenneth Murray



Above—Six square sheet-metal heat dissipators are attached to top of the lamphouse reflector.



The negative may be placed or removed with ease, being merely held on the mask as in contact printing (above). Left—Details of the lens focusing housing which telescopes over a ball-bearings sheet metal tube. Right—Dimensions of the enlarger when designed especially for handling 9x12 cm negatives.



IF FOR economical reasons you wish to build an enlarger instead of purchasing one of the excellent manufactured jobs, do not expect that the homemade article need be less efficient and easy to operate. This one, in fact, has features and new departures that you will not find on any of the best domestic or foreign manufactured enlargers.

Consider this outstanding new development, for instance, the negative is inserted in identically the same manner as in contact printing! There is no wrestling with a negative holder or slide; no longer is it necessary to spend minutes joggling the negative about so that it is centered between two loose sheets of glass.

Illumination is provided by a brilliant photofood lamp, which is controlled with a

simple rheostat instead of the usual type illumination range. This means that you can expose each negative for the same length of time, regardless of its density, by merely turning a knob. In addition, if you happen to have an electric exposure meter, you can test the light passed by each negative and bring it up to a given illumination by adjusting the rheostat, making exactly correct exposures possible every time. Heat from the photofood lamp is adequately taken care of, not by ventilation but with a set of six sheet-metal heat dissipators attached to the lamp-house reflector.

There will be times when you will wish to make larger pictures than the baseboard will accommodate; in a split second, then, give

simple rheostat instead of the usual type illumination range. This means that you can expose each negative for the same length of time, regardless of its density, by merely turning a knob. In addition, if you happen to have an electric exposure meter, you can test the light passed by each negative and bring it up to a given illumination by adjusting the rheostat, making exactly correct exposures possible every time. Heat from the photofood lamp is adequately taken care of, not by ventilation but with a set of six sheet-metal heat dissipators attached to the lamp-house reflector.

An easy to build and economical projection printer.



The sketch above shows the construction details of the simple red cellophane filter which is placed over the lens, by turning the wire handle, while the enlarging paper is being positioned on baseboard of enlarger.



Above—How the counterweight is attached. The small pulley is set into a slot cut in top of the pipe. Left—Detail in appearance, the MBI enlarger has many features which make it stand out from ordinary projection printers. Simple in construction, there are no parts to wear or get out of order.

the enlarger a quarter-turn and it is converted into a horizontal enlarger for projecting the negative to mammoth proportions on a sheet of sensitized paper pinned to a convenient wall. You will then find it an easy matter to make large photo-murals for wall decoration. Again, although the enlarger was designed for negatives up to the popular 9x12 cm size ($3\frac{1}{2} \times 4\frac{3}{4}$ -inch), the dimensions are generous and when necessary it is possible to enlarge 9x12 cm sections of 5x7-inch and even 8x10-inch negatives without cutting them! This feature makes the enlarger truly universal in scope.

As the enlarger is counterbalanced, the use of heavier and more durable parts was favored in order to combine ruggedness with a complete absence of vibration. The latter is an important consideration of any projection printer if wire-sharp enlargements are to be made consistently.

The size of the baseboard depends on the



This sketch shows how to hook up a rheostat to control illumination provided by a photofood lamp. Right—Uncovered rheostat, showing simple parts.

size of the prints you wish to make. The pipe and fittings described here are intended for a baseboard size 14 by 18 inches, which is adequate for normal work and is not cumbersome. It was made of 5-ply wood, which was sanded, the corners slightly rounded, and varnished. Cleats on the bottom make it easier to screw or bolt the flange for the upright pipe support. Here is a list of the fittings you will need, including metal for the

HOLD THAT EXPOSURE!

How to make pictures when light is poor.



Above—A good way to steady the camera is to lean against a wall. In circle—Photo A, taken indoors, 1/10 second at f. 4.5, with single light overhead. Right — Photo D, an interesting indoor shot taken at 1/25 second at f. 8.



Above—Photo E: a "snaps" picture, taken under poor light. It's secured at f. 4.5, with fast film. Pictures of this kind are valuable for the family album.



FIVE times the exposure, and certainly increases the possibility of getting a picture. Of course, $\frac{1}{2}$ second will not stop any motion in the scene being photographed, and this must be taken into consideration.

However, you can ask people to sit still for just a moment or you can choose a time when motion on the part of the subject is at a minimum.

Learning to hold the camera steadily for long "snaps" is easy. Simply grip the camera firmly in both hands, press it tightly against your cheek if it uses an eye level view finder or against your stomach if it has the look-into finder, take a breath, let only half of it out, and then press the shutter release. It is also important to press the release gently. Anybody who has done any target shooting and has practiced trigger "squeeze" finds camera shooting to be the same kind of game.

Many camera fans find that after a little steady practice they can make hand-held exposures of a full second without appreciable blurring of the picture. A second is a tremendously long exposure and produces good pictures under lighting conditions that



Above—With the camera rested this way on the back of a chair, long "snaps" can be made indoors, providing the subject is not moving. Photo C, below— Circus photographed with small camera.




Photo B—These photographs are difficult, but the results are always worth while. This scene was taken at 1/5 second at f. 4.5, from the last row of seats.



appear absolutely hopeless. There are other little tricks. If possible, lean against a wall, post, fence, car, etc. In this way the danger of front or side swaying is done away with. Indoors, a favorite stunt is to straddle a chair backwards, resting the camera on its back. This is almost as good as a tripod. Some people tie a long string to the camera, loop the bottom under the foot,

and push upward on the camera. This steadies it considerably. Special chains and tripod-screw fittings for this purpose are even sold as commercial items. An easily made hand grip that also helps under some circumstances consists merely of a short piece of broom stick or other round wood with the end turned down and threaded to go into the tripod socket.

The shutters used on most good cameras have settings for 1 second, $\frac{1}{2}$, $\frac{1}{8}$, $\frac{1}{10}$, $\frac{1}{25}$, $\frac{1}{50}$, $\frac{1}{100}$, $\frac{1}{200}$ and possibly $\frac{1}{300}$, $\frac{1}{400}$ and $\frac{1}{500}$ second. The speeds of $\frac{1}{25}$ and up are almost exclusively outdoor ones. Only on very dull days is it necessary to use anything slower with a 4.5 lens, and if the light is that weak the picture probably will be very flat and without contrast. The slower speeds will prove very successful indoors with artificial light, as provided either by the regular room lights or by photo-flood lamps.

The principle in shooting indoors in uncertain light, if no reliable photo-cell type exposure meter is available, is to try two or three speeds with the lens wide open, and hope that at least one of them turns out to be satisfactory. Film is cheap and the only way

[Continued on page 136]

TIMESAAVING TIPS for

PHOTOGRAPHY "FANS"




This flashlight was assembled from junk-box parts. The same base from a flashlight bulb was soldered to the bottom of the socket and lead extended from short filament wire to socket terminals. To run, attach reflector and screw into a pocket flashlight. Right-A-A "Green effect" produced by means of a multi-colored double exposure film.



Clayd lips, an image suitable for fixing purposes, can be used to give a silver plated appearance to articles of copper and brass. Clean metal well, immerse in hypo for 1 or 2 minutes, wash and finally polish with cloth.


Photographs can be mounted neatly in album without the use of special mounting corners or glue if the simple and clever device is used. Consisting of a razor blade held to a thin strip of wood, it permits the album pages to be slotted quickly for inserting photos.



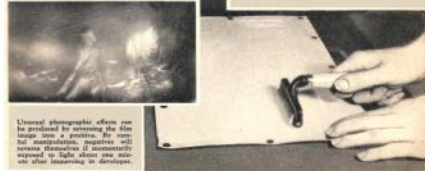
Inexpensive developing trays can be assembled quickly from scrap pieces of plywood and pine lathing such as found about the home. Assemble the trays with waterproof cement glue and line the inside with white oil cloth to prevent leakage.



Photos can be fixed attractively by making use of a corner of the negative and by partially putting the title over a piece of clear collodion on which the printing has been written in black ink. When printing title, mask out all but corner of undeveloped print.



An auto headlight dimmer switch and automatic ballast mounted on a block of wood provides a unique temperature control for automatically turning on the enlarger light and turning out the safelight, or vice versa. Wire up lights to switch as in drawing.



Unusual photographic effects can be produced by reversing the film image into a positive. By careful manipulation, negatives will reverse themselves if momentarily exposed to light about one minute after immersion in developer.

EX LIBRIS
Anonymous
Malefactor



MUSIQUE
AND SWEET
POETRY
ACRE

AS THEY
MUST
NEEDS

DATE